



Revenue Online Services

## Schema Notes

### Diesel Rebate Claim (Irish Operators)

Last Updated	31/10/2013
Document Version	0.4

## CONTENTS

Contents.....	2
0 Document Information.....	3
0.1 Synopsis.....	3
0.2 Change History .....	3
0.3 Abbreviations used in this Document.....	3
0.4 Additional Information .....	3
1 Schema Overview .....	4
1.1 Supported Functions .....	4
1.2 Schemas .....	4
1.3 Business Overview.....	4
1.3.1 Diesel Rebate Scheme Processes.....	4
2 SUBMIT.....	5
2.1 Diesel Rebate Claim Request .....	5
3 Diesel Rebate Claim Types.....	7
3.1 Declarant Type.....	7
3.2 Period Type.....	7
3.3 Licences Type .....	8
3.3.1 Licence Type.....	9
3.4 Vehicles Type.....	9
3.4.1 Vehicle Type .....	10
3.5 AdditionalOdometers.....	11
3.6 Odometer .....	11
3.7 FuelCardPurchases Type .....	12
3.7.1 FuelCardPurchase Type .....	12
3.8 BulkSupplyPurchases Type .....	14
3.8.1 BulkSupplyPurchase Type .....	14
3.9 BulkCorrections Type .....	16
3.9.1 Correction Type.....	16
3.10 BankAccount Type .....	18
Appendix 1 – Diesel Rebate Claim Types.....	19
Simple Types .....	19
Appendix 2 – ROS Common Types .....	20
Enumerated Types.....	20
Appendix 3 – Error Messages.....	21
Appendix 4 – Sample Requests.....	23

## 0 DOCUMENT INFORMATION

### 0.1 Synopsis

This document outlines the Diesel Rebate Claim schema for Irish Operators. It contains all the validation rules, which must be passed to enable a successful upload onto ROS for a Diesel Rebate Claim.

This is a draft version and may be subject to further changes.

### 0.2 Change History

Table 1: Change History

Version Number	Section Affected	Change Description	Date
0.1		Initial Revision	15/08/2013
0.2		Updated after Review	12/09/2013
0.3	Section 3.8, Appendix 1, Appendix 3, Section 3.1, Appendix 1 Section 3.4.1, 3.5, 3.6	Update alphaDRS_70 to alphaDRS_18 Add full path for business validation errors Update ros:taxtype to rev:RegistrationType Update Vehicle element, add AdditionalOdometers, Odometer types	
0.4	Section 3.3.1, Appendix 1	CpcNumber field updated from ros:positive6 to string_255	31/10/2013

### 0.3 Abbreviations used in this Document

Abbreviation	Description
DRS	Diesel Rebate Scheme
XML	eXtensible Mark-up Language

### 0.4 Additional Information

N/A

# 1 SCHEMA OVERVIEW

This document contains the element definitions, field & cross-field dependency rules for the Revenue Diesel Rebate Claim schema. The element descriptions include the following:

- Name
- Type
- Required (*in the request*)
- Description.
  - Required data format.
  - Restricted data values where appropriate.
  - Maximum and minimum values where applicable.
  - Dependent elements – other elements that are optional but required in certain circumstances if other elements are not provided.

The element rules must be fulfilled for Revenue to accept and process the request.

## 1.1 Supported Functions

The following functions are supported using the Diesel Rebate Claim schema. These map to DRS business processes as outlined in Section 2 below.

- Submit Claim Return

## 1.2 Schemas

There is one primary schema containing definitions for Diesel Rebate Claim requests and responses. There are also a number of supporting schemas that have custom types defined. Table 2 below outlines details of these schemas.

**Table 2 Diesel Rebate Claim Schemas**

Name	File	Namespace Prefix	New or Modified	Reference
Diesel Rebate Claim Requests & Responses	schema.xsd	N/A	New	<a href="#">Section 2</a>
ROS Types	rostopes/schema.xsd	ros:	Existing	<a href="#">Appendix 2</a>

The new and modified schemas will be made available on the ROS website as part of the Diesel Rebate Scheme (DRS) software release.

## 1.3 Business Overview

### 1.3.1 Diesel Rebate Scheme Processes

#### 1.3.1.1 Submit Diesel Rebate Claim

Third parties can submit a Diesel Rebate Claim through ROS. In order to submit a claim a request must first be created which adheres to the rules contained within the Diesel Rebate Claim schema. These rules may be mandatory or optional depending on the type of claim that is to be submitted. For example, if a claim is based on Fuel Card Purchases alone it will not be required to supply Bulk Supply details within the claim request.

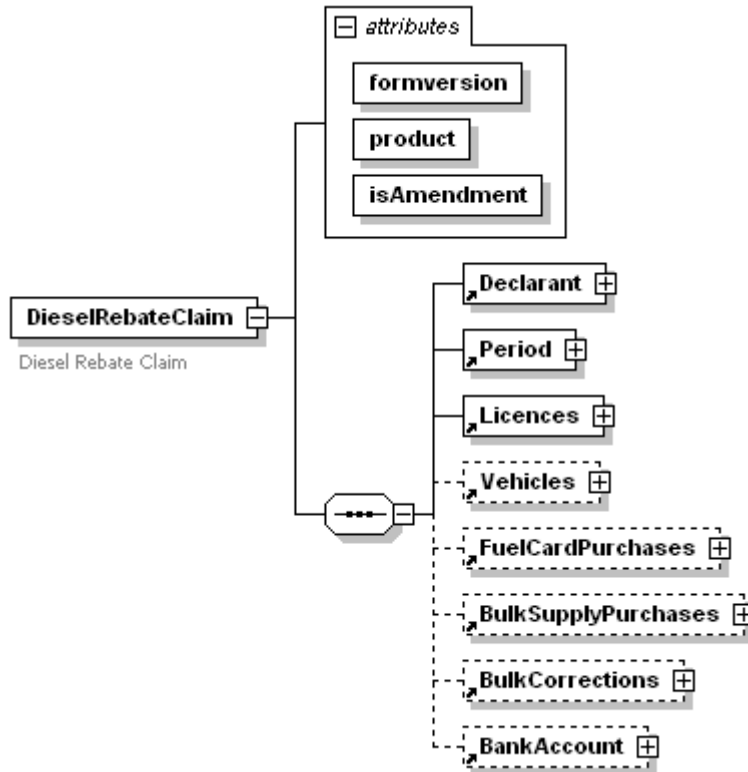
Only one Diesel Rebate Claim may be included in a single Diesel Rebate Claim request.

To notify Revenue of a Diesel Rebate Claim, a ***DieselRebateClaim*** request needs to be submitted.

If the Diesel Rebate Claim submission is unsuccessful, i.e. the submission fails validation, a list of *Errors* will be returned. See [Appendix 3](#) for more details on error messages. Please note that if validation fails for any of the submitted data then the entire submission will fail and the Diesel Rebate Claim will not be processed. The validation error will need to be resolved and the request re-submitted.

## 2 SUBMIT

### 2.1 Diesel Rebate Claim Request



**Figure 1 Diesel Rebate Claim request**

A Diesel Rebate Claim request contains all of the information required to submit a Diesel Rebate Claim to Revenue. The request contains a number of mandatory and optional elements. Fields are deemed optional if they may not always be required on a Diesel Rebate Claim. This will be clearly indicated in the field description. The attributes/elements of a Diesel Rebate Claim Request are listed below.

**Table 3 Diesel Rebate Claim request attributes**

Name	Type	Minimum Value/Length	Maximum Value	Required (Y/N)	Description / Validation
formversion	Numeric	1	1	Y	Version of the form <i>Form version must be 1</i>
product	Text Characters	1	20	Y	The name of the software or software company used to generate the return.
IsAmendment	ros:boolean	1	1	Y	Flag to identify whether this is an amendment of an original claim.

**Table 4 Diesel Rebate Claim request elements**

Name	Type	Required (Y/N/C)	Description / Validation
Declarant	Declarant	Y	The person/entity who is submitting the claim. Information is required on the tax reference number and tax type of the person/entity who is submitting the form to determine whether they are permitted to submit Diesel Rebate Claims.  <i>See <a href="#">Section 3.1</a> below for details.</i>
Period	Period	Y	The period of the claim. Claims may be submitted on a quarterly basis per year. The period will contain a start date and end date to determine the period of the claim.

## Diesel Rebate Claim

## Schema Notes

Name	Type	Required (Y/N/C)	Description / Validation
			See <a href="#">Section 3.2</a> below for details.
Licences	Licences	Y	A list of Transport Operator Licences that is associated with the claim.  See <a href="#">Section 3.3</a> below for details.
Vehicles	Vehicles	N	A list of Vehicles that is associated with the claim.  <i>Optional</i>  See <a href="#">Section 3.4</a> below for details.
FuelCardPurchases	FuelCardPurchases	C	A list of Fuel Card Purchases that is associated with the claim. <i>Conditional</i> At least one of FuelCardPurchases or BulkSupplyPurchases is required on the claim.  See <a href="#">Section 3.5</a> below for details.
BulkSupplyPurchases	BulkSupplyPurchases	C	A list of Bulk Supply Purchases that is associated with the claim. <i>Conditional</i> At least one of FuelCardPurchases or BulkSupplyPurchases is required on the claim.  See <a href="#">Section 3.6</a> below for details.
BulkCorrections	BulkCorrections	N	A list of Bulk Corrections required for previously claimed Bulk Supply Purchases. A maximum of one claim correction can be included per previous claim period.  <i>Optional</i>  See <a href="#">Section 3.7</a> below for details.
BankAccount	BankAccount	N	Details of a Bank Account including IBAN, BIC and account holder name.  <i>Optional</i> Not mandatory on the schema but will be required to pass validation for the initial phase of the project.  See <a href="#">Section 3.8</a> below for details.

### 3 DIESEL REBATE CLAIM TYPES

#### 3.1 Declarant Type

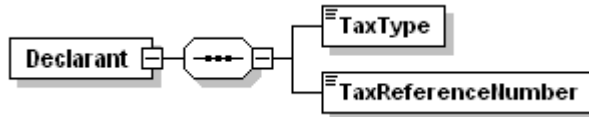


Figure 2 Declarant Type

The Declarant Type contains details on the declarant who is filing the claim. It includes details of the Tax type and tax number of the person making the claim. The tax type is limited to one of the following tax types: PREM, VAT, IT, CT, CGT, DWT, DIRT, IUT, ELEVV, RCT, VAT E-SERV, VIES, PAYE. The tax number must be a valid tax number for the declared tax type.

Table 5 Declarant Elements

Name	Type	Required (Y/N)	Description / Validation
TaxType	Rev:RegistrationType	Y	Tax Type, limited to one of PREM, VAT, IT, CT, CGT, DWT, DIRT, IUT, ELEVV, RCT, EVAT, VIES, PAYE
TaxReferenceNumber	ros:registration	Y	The tax registration number. Must match one of the following regular expressions. [0-9]{7,8}[A-Wa-w][A-ITWXZa-itwxz ] [0-9]{5}[A-Wa-w] [7-9][A-Wa-w][0-9]{5}[A-Za-z] [0-9]{5,8} [0-9]{1,2}[A-Za-z][0-9]{5}[A-Za-z]

#### 3.2 Period Type

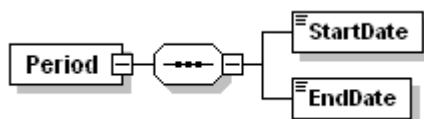


Figure 3 Period Type

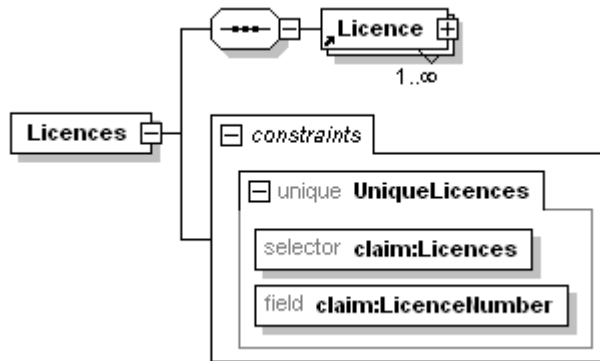
The Period Type contains details of the period for which the claim is being submitted. Periods are quarterly and contain a start date and end date to identify the period. The periods that may be available to file for are:

- Quarter 1: Jan 1<sup>st</sup> – March 31<sup>st</sup>
- Quarter 2: April 1<sup>st</sup> – June 30<sup>th</sup>
- Quarter 3: July 1<sup>st</sup> – Sept 30<sup>th</sup>
- Quarter 4: Oct 1<sup>st</sup> – Dec 31<sup>st</sup>

Table 6 Period Elements

Name	Type	Required (Y/N/C)	Description / Validation
StartDate	ros:date	Y	The start date of the filing period.  Must be in the format DD/MM/YYYY
EndDate	ros:date	Y	The end date of the filing period.  Must be in the format DD/MM/YYYY

### 3.3 Licences Type



**Figure 4 Licences Type Elements**

The Licences type contains a list of Transport Operator Licences that are applicable to the claim. At least one Licence must be included on the claim, up to a maximum of 6 per claim. The same licence may not be added more than once as all Licences included on the claim should be unique.

**Table 7 Licences Type Elements**

Name	Type	Required (Y/N)	Description / Validation
Licence	Licence	Y	List of Licence types associated with the claim. A Diesel Rebate Claim can contain 1-6 Licences.  <i>Each Licence must be unique</i>



### 3.3.1 Licence Type

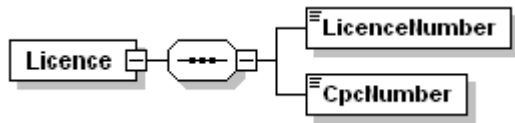


Figure 5 Licence Type

The Licence Type contains information on the Transport Operator Licences for which the Diesel Rebate Claim is being filed. A Licence will consist of a Transport Operator Licence number and an associated Transport Manager CPC number.

Table 8 Licence Elements

Name	Type	Required (Y/N)	Description / Validation
LicenceNumber	ros:positive9	Y	The Transport Operator's Licence Number.  This is a numeric field  Min length 1 - Max length 9
CpcNumber	string_255	Y	The Certificate Of Professional Competence (CPC) Number of the Transport Manager who is associated with the licence.  This is an alphanumeric field  Min length 1 - Max length 255

### 3.4 Vehicles Type

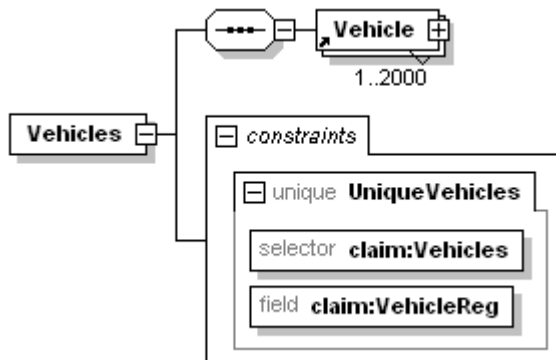


Figure 6 Vehicles Type

The Vehicles type contains a list of qualifying vehicles that are listed against their Transport Operator Licences that are applicable to the claim. At least one Vehicle must be included on the claim, up to a maximum of 2000 per claim. Only Vehicles for which a claim is being made should be included. The same vehicle may not be added more than once as all Vehicles included on the claim should be unique.

Table 9 Vehicles Elements

Name	Type	Required (Y/N)	Description / Validation
Vehicle	Vehicle	Y	List of Vehicle types associated with the claim. A Diesel Rebate Claim can contain 1-2000 Vehicles.  <i>Each Vehicle must be unique</i>

### 3.4.1 Vehicle Type

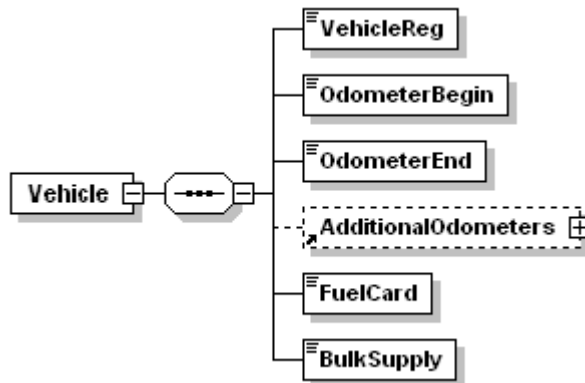


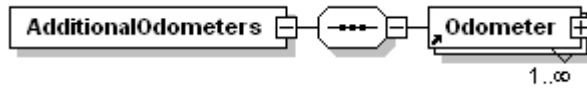
Figure 7 Vehicle Type

The Vehicle Type will contain information on the Vehicle whose fuelling details the user is claiming an auto-diesel rebate against. This will include the vehicle registration number, the beginning and end value of the odometer, the volume of auto-diesel purchased by fuel card that is being claimed and the volume of auto-diesel purchased by bulk supply that is being claimed.

Table 10 Vehicle Elements

Name	Type	Required (Y/N)	Description / Validation
VehicleReg	alpha12AllRos	Y	The Vehicle Registration Number.  This is an alphanumeric field. Allowed characters are [a-zA-Z 1234567890 \-'\@;:\£€ \. \* \ ( \) &#x2013;áéíóúÁÉÍÓÚ]*  Min length 1 - Max length12
OdometerBegin	positive8	Y	Odometer reading for vehicle at the start of the return period (in Kilometres)  This is a numeric field  Minimum Value = 0, Maximum Value = 10000000
OdometerEnd	positive8	Y	Odometer reading for vehicle at the end of the return period (in Kilometres)  This is a numeric field  Minimum Value = 0, Maximum Value = 10000000
AdditionalOdometers	AdditionalOdometers	N	To be used where an odometer has been cycled or replaced during the period. <i>This is an optional field</i>
FuelCard	positiveDec7	Y	Volume of auto-diesel (in litres) purchased by fuel card that is being claimed for the vehicle.  This is a decimal field  Minimum Value = 0, Maximum Value = 1000000.00
BulkSupply	positiveDec7	Y	Volume of auto-diesel used from bulk supply that is being claimed for the vehicle  This is a decimal field  Minimum Value = 0, Maximum Value = 1000000.00

### 3.5 AdditionalOdometers



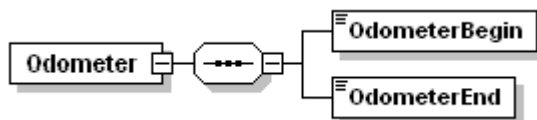
**Figure 8 AdditionalOdometers type**

The AdditionalOdometers type contains a list of additional Odometer readings to be used where an Odometer has been cycled or replaced during the period. A maximum of 5 additional Odometer readings may be included in the AdditionalOdometers type.

**Table 11 AdditionalOdometers elements**

Name	Type	Required (Y/N)	Description / Validation
OdometerBegin	positive8	Y	Odometer reading for vehicle at the start of the return period (in Kilometres)  This is a numeric field  Minimum Value = 0, Maximum Value = 10000000
OdometerEnd	positive8	Y	Odometer reading for vehicle at the end of the return period (in Kilometres)  This is a numeric field  Minimum Value = 0, Maximum Value = 10000000

### 3.6 Odometer



**Figure 9 Odometer Type**

An Odometer type contains the start and end values for an additional odometer.

**Table 12 Odometer elements**

Name	Type	Required (Y/N)	Description / Validation
Odometer	Odometer	Y	An Odometer reading for a cycled or replaced odometer  A maximum of 5 Odometer's may be added

### 3.7 FuelCardPurchases Type

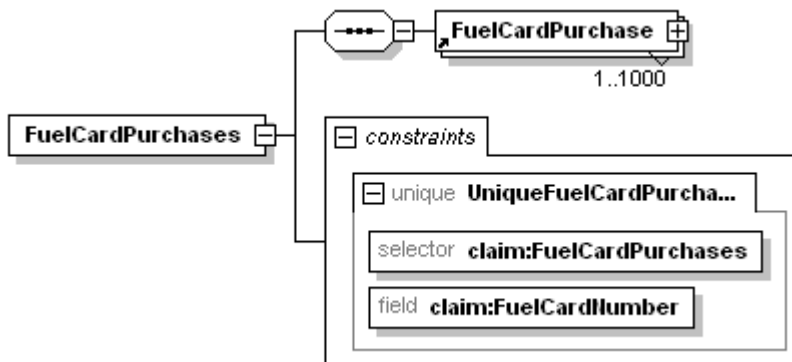


Figure 10 FuelCardPurchases Type

The FuelCardPurchases type is used to capture the purchase details for each fuel card that the user is claiming an auto-diesel rebate against. The FuelCardPurchases type is not mandatory but at least one of FuelCardPurchases or BulkSupplyPurchases must be included on a claim.

Table 13 FuelCardPurchases Type

Name	Type	Required (Y/N)	Description / Validation
FuelCardPurchase	FuelCardPurchase	Y	List of Fuel Card Purchases associated with the claim. At least 1 Fuel Card Purchase must be included in the list, up to a maximum of 1000.  <i>The Fuel Card number of each Fuel Card Purchase in the list must be unique.</i>

#### 3.7.1 FuelCardPurchase Type

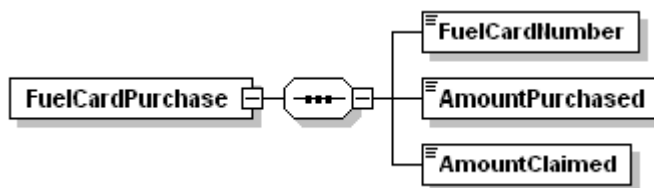


Figure 11 FuelCardPurchase type

The FuelCardPurchase Type contains the details of each individual Fuel Card purchase. This includes the fuel card number that was used in the purchase, the amount of auto-fuel purchased and the amount of auto-fuel purchased that qualifies for the claim.

Table 14 FuelCardPurchase Type

Name	Type	Required (Y/N)	Description / Validation
FuelCardNumber	positive19_16	Y	The Fuel Card number.  This is a numeric field  Min length 16 - Max length 19
AmountPurchased	positiveDec8	Y	Total amount of fuel volume (in litres) purchased by the specified fuel card for the period.

**Diesel Rebate Claim**

**Schema Notes**

Name	Type	Required (Y/N)	Description / Validation
			This is a numeric field Values can range from 0 to 10000000.00
AmountClaimed	positiveDec8	Y	Total amount of fuel volume (in litres) purchased for the period on the specified fuel card that qualifies for a rebate and is being claimed This is a numeric field Values can range from 0 to 10000000.00

### 3.8 BulkSupplyPurchases Type

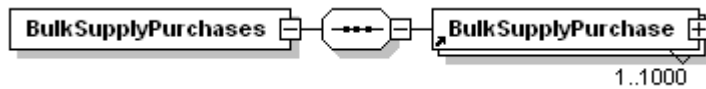


Figure 12 BulkSupplyPurchases Type

The BulkSupplyPurchases Type is used to capture the purchase details for each bulk supply purchase that the user is claiming an auto-diesel rebate against. The BulkSupplyPurchases type is not mandatory but at least one of BulkSupplyPurchases or FuelCardPurchases must be included on a claim.

Table 15 BulkSuplyPurchases Type

Name	Type	Required (Y/N)	Description / Validation
BulkSupplyPurchase	BulkSupplyPurchase	Y	List of Bulk Supply Purchases associated with the claim. At least 1 Bulk Supply Purchase must be included in the list, up to a maximum of 1000.  <i>The combination of Excise Licence number, Invoice and Delivery Date for each Bulk Supply Purchase in the list must be unique.</i>

#### 3.8.1 BulkSupplyPurchase Type

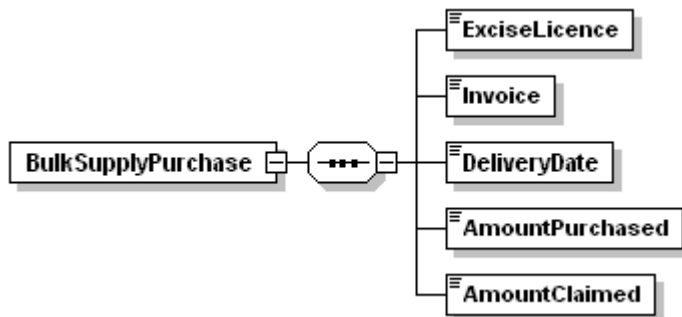


Figure 13 BulkSupplyPurchase Type

The BulkSupplyPurchase type contains the details of each individual bulk supply purchase. Each bulk supply purchase will include the excise licence number of the supplier, the purchase invoice, the date of delivery, the amount of auto-fuel purchased and the amount of auto-fuel purchased that qualifies for the claim.

Name	Type	Required (Y/N)	Description / Validation
ExciseLicence	ExciseLicenceType	Y	The excise licence number of the bulk supply supplier  This is an alphanumeric field  ExciseLicence should be in the format [a-zA-Z0-9]{5,14}
Invoice	alphaDRS_25	Y	Invoice number for the bulk supply purchase.  This is an alphanumeric field  Invoice should be in the format [a-zA-Z, 0-9ÁÉÍÓÚáéíóú\-\&apos;\.\(\)\&apos;]*

## Diesel Rebate Claim

## Schema Notes

Name	Type	Required (Y/N)	Description / Validation
			Maximum length of 25 characters
DeliveryDate	ros:date	Y	Date of the bulk supply delivery  Must be in the format DD/MM/YYYY
AmountPurchased	positive9_2000	Y	Total amount of fuel volume purchased (in litres)  This is a numeric field  Minimum value is 2000, maximum value is 100000000
AmountClaimed	positive9_1	Y	Total amount of fuel volume (in litres) that a rebate is being claimed for.  This is a numeric field  Minimum value is 1, maximum value is 100000000

### 3.9 BulkCorrections Type

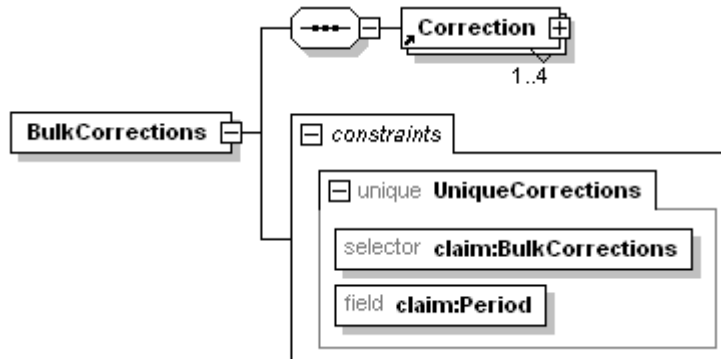


Figure 14 BulkCorrections Type

The BulkCorrections Type is used to capture the correction details for bulk supply purchases previously claimed, and subsequently used in a non qualifying manner under the diesel rebate scheme. Bulk corrections may be made for a previous period within 12 months of the currently selected claim period with a maximum of one correction being allowed per period.

Table 16 BulkCorrections Type

Name	Type	Required (Y/N)	Description / Validation
BulkCorrection	BulkCorrection	Y	List of Bulk Corrections associated with the claim. A maximum of one claim correction can be included per previous claim period.  Up to 4 previous periods may be included on a claim (limited to periods starting from the 1 <sup>st</sup> of July 2013)  <i>Each period included must be unique</i>

#### 3.9.1 Correction Type

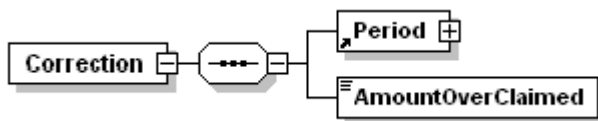


Figure 15 Correction Type

The Correction Type contains details of a bulk supply correction for a previous period. This includes the period for which the correction applies and the amount that was over-claimed in that period.

Table 17 Correction Type

Name	Type	Required (Y/N)	Description / Validation
Period	Period	Y	The period of the claim. The period will contain a start date and end date to determine the period of the claim.  <i>See <a href="#">Section 3.2</a> for details.</i>
AmountOverClaimed	positive9_1	Y	Volume (in litres) over claimed in previous period.

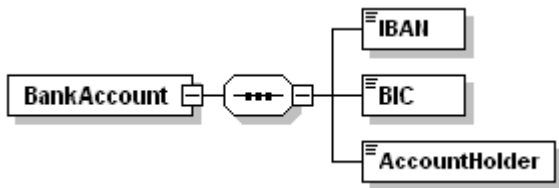


**Diesel Rebate Claim**

**Schema Notes**

Name	Type	Required (Y/N)	Description / Validation
			This is a numeric field Values can range from 1 to 100000000

### 3.10 BankAccount Type



**Figure 16 BankAccount Type**

The Bank Account Type is used capture the bank details to which calculated rebate amounts will be paid to.

**Table 18 BankAccount Type**

Name	Type	Required (Y/N)	Description / Validation
IBAN	iban	Y	IBAN details for account  IBAN must be in the format [a-zA-Z]{2}[0-9]{2}[a-zA-Z0-9]{4}[0-9]{7}([a-zA-Z0-9?]{0,16})
BIC	bic	Y	BIC details for account  BIC must be in the format [a-zA-Z]{6}([a-zA-Z0-9]{2})[a-zA-Z0-9]{5}
AccountHolder	alphaDRS_18	Y	The account holder name  This is an alphanumeric field between 1 and 18 characters long.  Characters that are allowed include [a-zA-Z, 0-9ÁÉÍÓÚáéíóú\-'&#x26amp;\.\(\)\&#x27;]*

## APPENDIX 1 – DIESEL REBATE CLAIM TYPES

### Simple Types

There are a number of simple types used in the Diesel Rebate Claim schema to represent string, integer and decimal values. See the table below for details on the simple types.

**Table 19 Simple Element Type Descriptions**

Element	Restriction
ros:string20	String with a maximum length of 20
ros:boolean	ROS Enumerated Type. See <a href="#">Appendix 2</a>
ros:date	Date in format DD/MM/YYYY
rev:RegistrationType	ROS Enumerated Type. See <a href="#">Appendix 2</a>  Accepted values for Diesel Rebate Claim are PREM, VAT, IT, CT, CGT, DWT, DIRT, IUT, ELEV, RCT, EVAT, VIES, PAYE
ros:alphaAll	Should only contain the characters [a-zA-Z 1234567890 ^-@:;£€ \. \* \ ( \) & amp; á é í ó ú Á É Í Ó Ú]*
ros:positive8	Integer between 0 and 99999999
ros:positive9	Integer between 0 and 999999999
ros:registration	A Tax Reference Number.  String in the format of one of the following [0-9]{7,8}[A-Wa-w][A-ITWXZa-itwxz ]? [0-9]{5}[A-Wa-w] [7-9][A-Wa-w][0-9]{5}[A-Za-z] [0-9]{5,8} [0-9]{1,2}[A-Za-z][0-9]{5}[A-Za-z]
ExciseLicenceType	String in the format [a-zA-Z0-9]{5,14}
positive8	Integer between 0 and 10000000
positive9	Integer between 0 and 100000000
positive9_2000	Integer between 2000 and 100000000
positive9_1	Integer between 1 and 100000000
positive19_16	String in the format [0-9] Minimum length is 16 Maximum length is 19
positiveDec7	Decimal between 0 and 1000000.00
positiveDec8	Decimal between 0 and 10000000.00
alphaDRS	Should only contain the characters [a-zA-Z, 0-9ÁÉÍÓÚáéíóú\-\& amp; \. \ ( \) & apos;]*
alphaDRS_25	Should only contain the characters [a-zA-Z, 0-9ÁÉÍÓÚáéíóú\-\& amp; \. \ ( \) & apos;]* Minimum length is 1 Maximum length is 25
alphaDRS_18	Should only contain the characters [a-zA-Z, 0-9ÁÉÍÓÚáéíóú\-\& amp; \. \ ( \) & apos;]* Minimum length is 1 Maximum length is 18
string_255	String with a minimum length of 1, maximum length of 255
alpha12AllRos	Should only contain the characters [a-zA-Z 1234567890 ^-@:;£€ \. \* \ ( \) & amp; á é í ó ú Á É Í Ó Ú]* Minimum length is 1 Maximum length is 12
iban	String in the format [a-zA-Z]{2}[0-9]{2}[a-zA-Z0-9]{4}[0-9]{7}([a-zA-Z0-9]?){0,16}
bic	String in the format [a-zA-Z]{6}([a-zA-Z0-9]{2}){2}[a-zA-Z0-9]{5}

## APPENDIX 2 – ROS COMMON TYPES

### Enumerated Types

**Table 20 boolean**

Input
True
False

**Table 21 taxtype**

Input
Air Travel Tax
Betting Duty
C&E
CGT
Corporation Tax
DIRT
DWT
Environmental Levy
EU Savings Dir
EVR
Excise
Income Tax
Intrastat
IT38
IUT
LAET
PAYE-Emp
PAYE-Ind
PSWT
RCT
SSIA
Stamp Duty
Transit
VAT
Vat on eServices
VIES
VRT
Other

## APPENDIX 3 – ERROR MESSAGES

The Third Party Diesel Rebate Claim service can respond with business errors based on simple-field or cross-field validation of input or due to inconsistent data.

The following information may be included in a validation error message

- **Field Path:** A validation message may include the path from the root of the request to the field that triggered the validation rule i.e. `drsClaim.bankDetails.iban`
- **Index:** If a validation error occurs within a collection of elements, an index will be used in the field path to help identify the field that failed. i.e. `drsClaim.licences[1].licenceNumber` indicates the first licence element in the request has failed validation
- **Value:** The actual value that failed validation may be included in the validation message. i.e. `drsClaim.licences[1].licenceNumber`, Unknown Licence Number (999999999)

The current list of business errors that can be returned include:

- No permission to file for this client
- No permission to file for this registration
- Not Registered for this Tax
- The filing period you have entered is invalid. Please enter a quarterly filing period
- The deadline for the filing period you have entered has passed.
- The filing period you have entered is not available for filing yet
- `drsClaim.licences[index].licenceNumber`, Unknown Licence Number ( {0} )
- `drsClaim.licences [index]. cpcNumber`, The CPC number does not match this Operator Licence according to Revenue records ( {0} )
- `drsClaim.licences` , A maximum of 6 licences are permitted in a claim
- `drsClaim.vehicles [index]`, The vehicle registration number is unknown ( {0} )
- `drsClaim.vehicles [index]`, `OdometerEnd`, Must be greater than or equal to the starting odometer value
- `drsClaim.vehicles`: A maximum of 2000 vehicles are permitted in a claim
- `drsClaim`, Details of Fuel Card Purchases and/or Bulk Supply Purchases must be included in the claim
- `drsClaim`, `fuelCardPurchases`, A maximum of 1000 fuel card purchases are permitted in a claim
- `drsClaim`, `fuelCardPurchases [index]`,The fuel card is not recognised as an approved card ( {0} )
- `FuelCardPurchase[index].amountClaimed`, Must be less than or equal to the total purchases volume on this card
- `drsClaim.fuelCardPurchases`, Overall fuel card purchases being claimed ( {0} Litres) must match the summed total specified under vehicle usage ( {1} Litres)
- `drsClaim.bulkPurchases [index]`, Invalid Excise Licence Number ( {0} )
- `drsClaim.bulkPurchases [index]`, Date entered must fall within the claim period ( {0} )
- `drsClaim.bulkPurchases [index].amountClaimed`, Must be less than or equal to the purchased volume
- `drsClaim.bulkCorrections` , A maximum of 4 Corrections are permitted in a claim
- `drsClaim.bulkCorrections [index]`, Period not available for automatic corrections please contact Revenue
- `drsClaim.bulkCorrections [index]`, The correcting period you have entered is invalid. Please enter a quarterly filing period
- `drsClaim.bulkCorrections [index]`, There are no bulk supply purchases on record for the correcting period
- `drsClaim.bulkCorrections [index].amountOverClaimed`, The over-claimed amount exceeds the volume originally claimed for correcting period
- `drsClaim.bankDetails.iban`, Invalid IBAN Code

---

**Diesel Rebate Claim**

**Schema Notes**

- The diesel rebate claim cannot be processed at this time as you do not have a valid tax clearance certificate
- A claim is on file for this period but it cannot currently be amended on ROS. Please contact your local tax office to make amendments to the claim

## APPENDIX 4 - SAMPLE REQUESTS

```

<?xml version="1.0" encoding="UTF-8"?>
<claim:DieselRebateClaim isAmendment="false" product="software product" formversion="1"
xsi:schemaLocation="http://www.ros.ie/schemas/drs/claim/v1/ schema.xsd"
xmlns:claim="http://www.ros.ie/schemas/drs/claim/v1/" xmlns:xsi="http://www.w3.org/2001/XMLSchema-instance">
  <claim:Declarant>
    <TaxType>VAT</TaxType>
    <TaxReferenceNumber>1234567T</TaxReferenceNumber>
  </claim:Declarant>
  <claim:Period>
    <StartDate>01/07/2013</StartDate>
    <EndDate>30/09/2013</EndDate>
  </claim:Period>
  <claim:Licences>
    <claim:Licence>
      <LicenceNumber>00001</LicenceNumber>
      <CpcNumber>0001</CpcNumber>
    </claim:Licence>
    <claim:Licence>
      <LicenceNumber>00002</LicenceNumber>
      <CpcNumber>0002</CpcNumber>
    </claim:Licence>
  </claim:Licences>
  <claim:Vehicles>
    <claim:Vehicle>
      <VehicleReg>10D99999</VehicleReg>
      <OdometerBegin>1000</OdometerBegin>
      <OdometerEnd>13000</OdometerEnd>
      <FuelCard>400</FuelCard>
      <BulkSupply>2000</BulkSupply>
    </claim:Vehicle>
    <claim:Vehicle>
      <VehicleReg>10D99998</VehicleReg>
      <OdometerBegin>8500</OdometerBegin>
      <OdometerEnd>12000</OdometerEnd>
      <FuelCard>450</FuelCard>
      <BulkSupply>3000</BulkSupply>
    </claim:Vehicle>
  </claim:Vehicles>
  <claim:FuelCardPurchases>
    <claim:FuelCardPurchase>
      <FuelCardNumber>999999999999999999</FuelCardNumber>
      <AmountPurchased>300</AmountPurchased>
      <AmountClaimed>300</AmountClaimed>
    </claim:FuelCardPurchase>
    <claim:FuelCardPurchase>
      <FuelCardNumber>999999999999999998</FuelCardNumber>
      <AmountPurchased>550</AmountPurchased>
      <AmountClaimed>550</AmountClaimed>
    </claim:FuelCardPurchase>
  </claim:FuelCardPurchases>
  <claim:BulkSupplyPurchases>
    <claim:BulkSupplyPurchase>
      <ExciseLicence>999999</ExciseLicence>
      <Invoice>12345A</Invoice>
      <DeliveryDate>26/07/2013</DeliveryDate>
      <AmountPurchased>2000</AmountPurchased>
      <AmountClaimed>2000</AmountClaimed>
    </claim:BulkSupplyPurchase>
    <claim:BulkSupplyPurchase>
      <ExciseLicence>999998</ExciseLicence>
      <Invoice>23456B</Invoice>
      <DeliveryDate>15/08/2013</DeliveryDate>
      <AmountPurchased>5000</AmountPurchased>
      <AmountClaimed>1000</AmountClaimed>
    </claim:BulkSupplyPurchase>
  </claim:BulkSupplyPurchases>
  <claim:BulkCorrections>

```

**Diesel Rebate Claim**

**Schema Notes**

```
<claim:Correction>  
  <claim:Period>  
    <StartDate>01/04/2013</StartDate>  
    <EndDate>30/06/2013</EndDate>  
  </claim:Period>  
  <AmountOverClaimed>1000</AmountOverClaimed>  
</claim:Correction>  
</claim:BulkCorrections>  
<claim:BankAccount>  
  <IBAN>IE11RCE99999999999999</IBAN>  
  <BIC>AAAAAAA</BIC>  
  <AccountHolder>Joe Bloggs</AccountHolder>  
</claim:BankAccount>  
</claim:DieselRebateClaim>
```