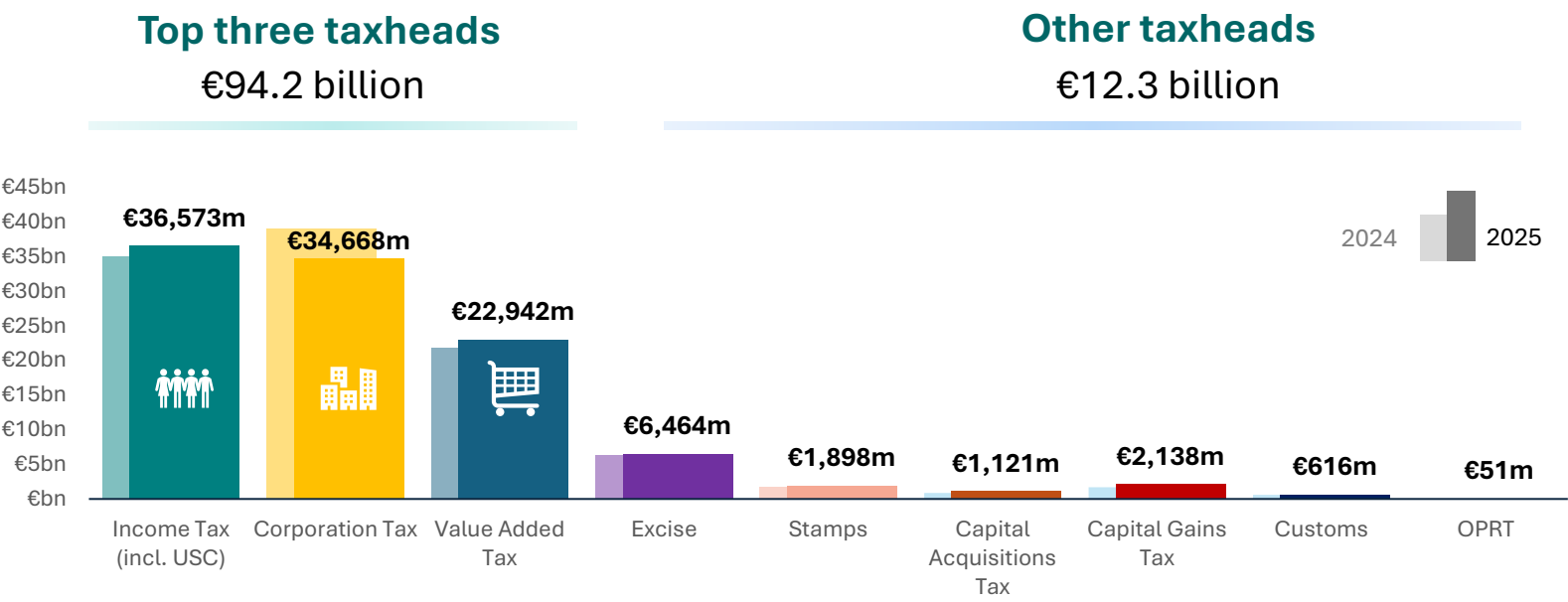


Headline Results 2025



€141 billion collected

€106 billion in Tax Receipts

€34.7 billion for other Departments & Agencies

€623m Cost of Revenue administration

Digital by Design

Over 87 million digital transactions

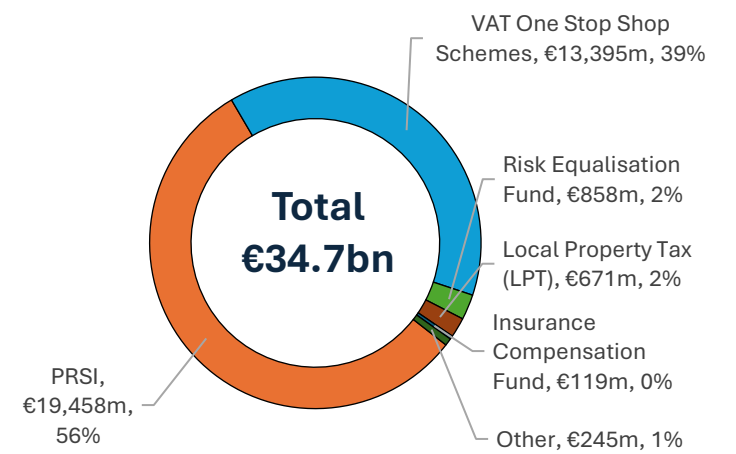
Who we serve

4.4 million Employments (PAYE)

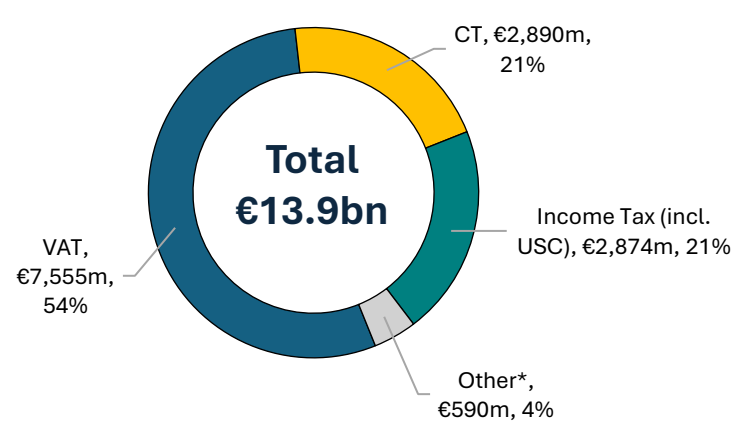
908,544 Self-Assessed Individuals (IT)

287,264 Companies (CT)

Collection for other Departments & Agencies



Repayments



*CAT, LPT, CGT, Stamp Duty, Relevant Contracts Tax, Customs and Excise

Supporting Voluntary Compliance

- €14.3 million Electronic Payments
- 2.7 Million MyEnquiries
- 4.5 million Electronic Returns
- 1.8 million Telephone Calls
- 6.7 million Payroll Submissions
- 1.8 million Letters & E-Mails

LPT Revaluation

Residential Zoned Land Tax

89% Payment Compliance

1.5m Revaluation Letters Issued

2,469 Registrations

€49.2m Collected

Facilitating Trade (Customs from Great Britain)

402,884 Lorries & Containers

A risk-based approach ensures 9 out of 10 lorries are green-routed, facilitating smooth trade.

89% Cleared

8.8% Documents Checked

2.2% Physical Inspections

Addressing Non-Compliance

291,616 Audit & Compliance interventions yielding €734m

189 Tax Avoidance cases yielding €41.7m

204 Prosecutions, with conviction fines of €0.34m

113 Settlements in the List of Tax Defaulters