

ROS Form CT1 2019

Corporation tax return for accounting periods ending in 2019

Part 38-02-01

Document created September 2019

Table of Contents

1	Summary	3
2	Help in completing ROS CT1.....	3
3	Selecting Accounting Period	4
3.1	Changing accounting period	4
4	Company Details	5
4.1	Form CT1 contains values in excess of €1 billion.....	5
4.2	Transactions with non-cooperative jurisdictions.....	6
4.3	Country of Residence.....	7
4.4	Deferral of exit tax - Election under S 629(2) (changed from S 628A).....	8
4.5	Section 110	9
4.6	Directors' loans – pre-population.....	9
4.7	Qualifying Investment	10
4.8	Controlled Foreign Company.....	10
5	Trading Results.....	12
5.1	iXBRL text.....	12
5.2	Capital allowances	12
5.2.1	Machinery and Plant.....	12
5.2.2	Industrial Buildings	12
5.3	Trading Results – relevant trade within the meaning of section 291A.....	13
5.4	Excepted trade profits (Section 21A TCA 1997 at 25%).....	13
6	Irish Rental Income	14
6.1	Validation.....	14
7	Capital Gains	14
7.1	Losses.....	14
7.2	Section 627 Exit Tax.....	15
8	Film Corporation Tax Credit	15
9	Capital Gains (Development Land).....	16
10	Property based incentives	16
11	46G accounting period	17
12	Display issue in ROS offline.....	17

1 Summary

This Manual contains information about the Form CT1 2019.

The corporation tax return for accounting periods ending in 2019 is available for filing through ROS online and ROS offline, since 23 March 2019. The updates to the 2019 version are summarised for the highlighted panels.

Company Details	1	Updated
Trading Results	2	Updated
Extract from Accounts	3	
Irish Rental Income	4	Updated
Irish Investment & Other Income	5	
Foreign Income	6	
Exempt Profits	7	
Capital Gains	8	Updated
Chargeable Assets	9	
Deductions, Reliefs & Credits	10	
Research & Development Credit	11	
Film Corporation Tax Credit	12	Updated
Capital Gains (Development Land)	13	Updated
Close Company Surcharge	14	
Recovery of Income Tax	15	
Dividend Withholding Tax	16	
Calculate	17	
Property Based Incentives	18	Updated
CT Self Assessment	19	
CGT Self Assessment	20	
Print View	21	

Figure 1 Summary of ROS CT1 'panels'

2 Help in completing ROS CT1

Help notes are available by clicking on the “form help” icons on the ROS form CT1.

3 Selecting Accounting Period

3.1 Changing accounting period

Filers are required to select the CT1 return to be filed, which is done by selecting the return for the relevant period. When opening a Form CT1 – either in the Client Services screen, the Services screen or when downloading a pre-populated ROS offline form - the period select screen is displayed.

Figure 2 CT1 Period Select screen

The period select screen shows the accounting periods for which a form CT1 is expected. If a filer wishes to file a return for a period different to that shown in the dropdown options; as a first step the filer should select the period from the dropdown list in which the accounting period ends.

For example, in Figure 2 above, the periods shown are 1 May 2017 to 30 April 2018 and 1 May 2018 to 30 April 2019. If the return to be filed is for the accounting period 1 May 2018 to 31 March 2019, select the period ending on the 30 April 2019 as indicated by the highlight in Figure 2 above.

When that period is selected (that return is opened), the filer is able to enter the 'new' start and/or end date in the company details panel of the CT1, as per Figure 3 below.

Figure 3 CT1 Input accounting period on selected return

The Form CT1 submitted is for the period entered in the form and not the period initially selected, if different, as per Figure 4 below:

ACKNOWLEDGEMENT OF CORPORATION TAX RETURN AND SELF ASSESSMENT
This is an acknowledgement of a Corporation Tax Return submitted, and of a Self Assessment made, as received by ROS on 18/06/2019



Form CT1 Return Summary - **For Accounting Period 01/04/2018 - 31/03/2019**

Figure 4 CT1 Acknowledgement reflecting the accounting period submitted in the CT1 return

Note:

- i) a filer cannot file a return for a period which overlaps with an existing return,
- (ii) if a return was already filed, the accounting dates are not editable in ROS amend mode. If the accounting period submitted was not correct and needs to be changed, a filer needs to contact Revenue.

4 Company Details

4.1 Form CT1 contains values in excess of €1 billion

A new question has been added as per Figure 5 below:

Return of Profits, Chargeable Gains, Chargeable Assets Acquired and Other Particulars for the Accounting Period Indicated Hereunder

* State Company Accounting Period

* From (dd/mm/yyyy)

* To (dd/mm/yyyy)

Does this return contain values in excess of one billion euro Yes No

Figure 5 Additional question re values in excess of €1bn

If 'No' is selected but the filer subsequently enters values in excess of €1 billion, an error message will be shown when the filer attempts to save the form.

Validation Errors
The following errors exist on this return. You must correct these errors before you can proceed.
<ul style="list-style-type: none"> You have indicated that the return does not contain values in excess of one billion euro, but the fields listed below are greater than this amount. Please amend as necessary.
Trade Profits at 12.5% - Industrial Buildings

Figure 6 Error message if values exceed €1 bn

4.2 Transactions with non-cooperative jurisdictions

A new section has been added to capture transactions with jurisdictions considered to be non-cooperative for tax purposes. The [EU list of non-cooperative jurisdictions](#) is available on the Revenue website.

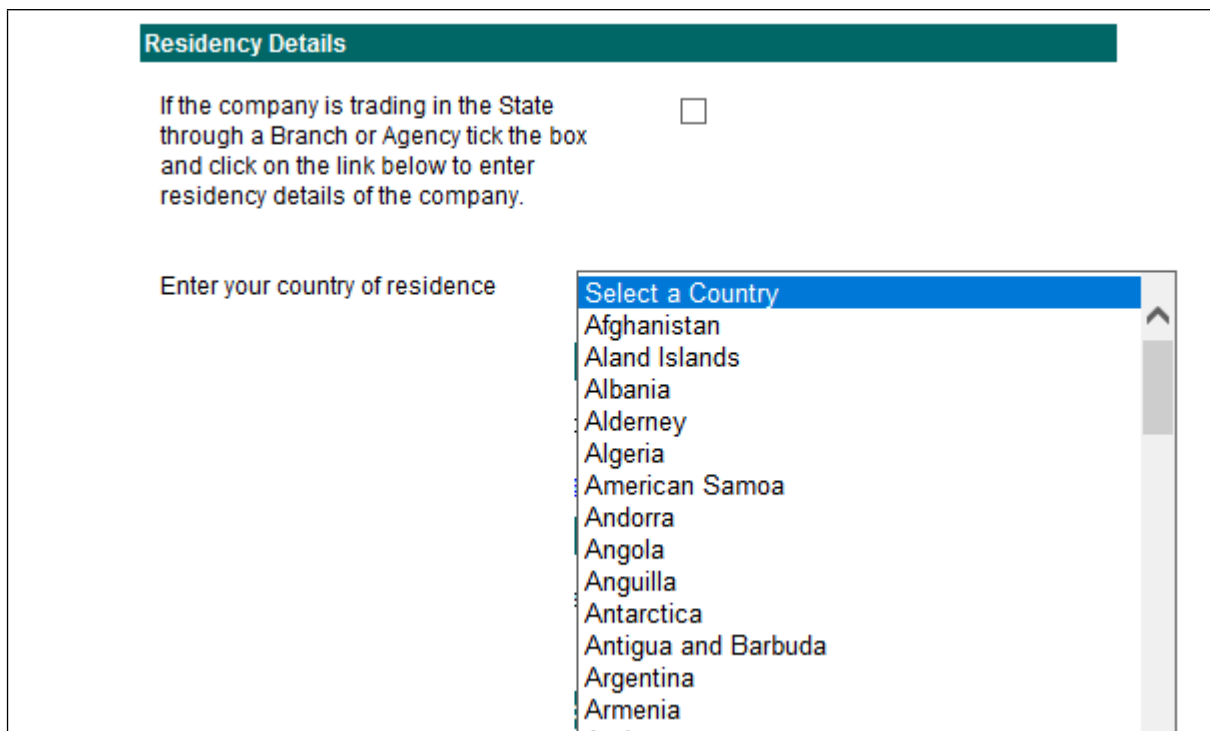
Transactions with jurisdictions now considered to be non-cooperative for tax purposes	
During the accounting period, did you enter into a transaction of paying royalty, interest or dividends to a person in any jurisdiction which is currently considered by the EU Member States collectively as a non-cooperative jurisdiction for tax purposes?	<input type="radio"/> Yes <input type="radio"/> No
▶ Show Transactions with jurisdictions now considered to...	

Transactions with jurisdictions now considered to be non-cooperative for tax purposes	
During the accounting period, did you enter into a transaction of paying royalty, interest or dividends to a person in any jurisdiction which is currently considered by the EU Member States collectively as a non-cooperative jurisdiction for tax purposes?	<input type="radio"/> Yes <input type="radio"/> No
▼ Hide Transactions with jurisdictions now considered to...	
Transaction Type	Tick each transaction that is applicable
Transacted by way of paying a Royalty	<input type="checkbox"/>
Transacted by way of claiming a deduction (including by way of charge) for any expenses including interest	<input type="checkbox"/>
Transacted by way of paying a dividend or making a distribution	<input type="checkbox"/>

Figure 7 New section for transactions with non-cooperative jurisdictions

4.3 Country of Residence

A dropdown list of all countries has replaced the text box in questions where the country of residence is requested.



The screenshot shows a section titled "Residency Details" with a dark green header. Below the header, there is a text prompt: "If the company is trading in the State through a Branch or Agency tick the box and click on the link below to enter residency details of the company." To the right of this text is an unchecked checkbox. Below this, there is a label "Enter your country of residence" followed by a dropdown menu. The dropdown menu is open, showing a list of countries starting with "Select a Country" at the top. The visible options are: Afghanistan, Aland Islands, Albania, Alderney, Algeria, American Samoa, Andorra, Angola, Anguilla, Antarctica, Antigua and Barbuda, Argentina, and Armenia. A vertical scrollbar is visible on the right side of the dropdown list.

Figure 8 Dropdown options for country of residence

4.4 Deferral of exit tax - Election under S 629(2) (changed from S 628A)

The legislative reference is updated and minor changes to this section as per Figure 9.

Election under Sec. 629 (2)

If you are making an election under Sec 629(2) please tick the box and provide the requested information.

(I) The migration date

(II) the relevant territory to which the migrated assets were transferred

(III) the amount of tax

Under Sec.629(5)(b) you are obliged to make an annual statement to the Revenue Commissioners. This statement which can be downloaded from www.revenue.ie/en/ should be submitted using MyEnquires. In order to direct the statement to the correct office you should enter exittaxstatement@revenue.ie in the "for the attention of" (FAO) field on the MyEnquiries screen.

Figure 9 Updates to exit tax deferral section

4.5 Section 110

Two questions have been added, highlighted in red in Figure 10 below.

Section 110 TCA 1997 - Qualifying Companies	
Indicate if the company is a qualifying company within the meaning of Section 110 TCA 1997.	<input type="radio"/> Yes <input type="radio"/> No
▼ Hide Section 110 TCA 1997 - Qualifying...	
1. Do the qualifying assets include	
(i) specified mortgages as defined	<input type="radio"/> Yes <input type="radio"/> No
4. If Yes at 2, provide the following information in respect of the specified property business:	
(a) Value of the specified mortgages as shown in the accounts	€ <input style="width: 150px;" type="text"/>
(b) Taxable profits of specified property business prior to any deductions available under Section 110(5A)(d)	€ <input style="width: 150px;" type="text"/>
(c) Amount of deductions permitted by-	
(vi) Section 110(5A)(d)(i)(IV) TCA 1997	€ <input style="width: 150px;" type="text"/>
(vii) Section 110(5A)(d)(i)(V) TCA 1997	€ <input style="width: 150px;" type="text"/>

Figure 10 Updated questions for section 110 companies

4.6 Directors' loans – pre-population

A change has been made to the way that the **Current and Loan Accounts of Directors and Participators** are pre-populated. The "Opening Balance" field will be taken from the "Closing Balance" field in the return for the preceding accounting period.

4.7 Qualifying Investment

A new section has been added to the return, as per Figure 11, to record qualifying investments.



Qualifying Investments - Part 16 TCA 1997

Did investors make a qualifying investment (within the meaning of Part 16) in the company in this period? Yes No

[▼ Hide Qualifying Investments - Part 16 TCA...](#)

Date of qualifying investment

Amount of qualifying investment

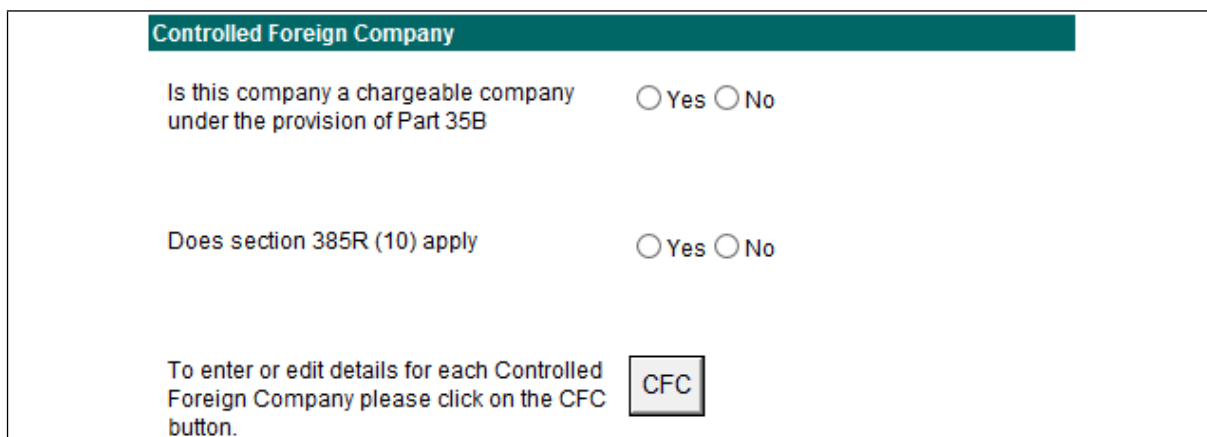
Number of shares issued

Click the 'Add Qualifying Investment' button to add details of another qualifying investment.

Figure 11 Additional section for reporting on qualifying investments

4.8 Controlled Foreign Company

A new section has been added to the Company Details panel for reporting of information on Controlled Foreign Companies (CFCs).



Controlled Foreign Company

Is this company a chargeable company under the provision of Part 35B Yes No

Does section 385R (10) apply Yes No

To enter or edit details for each Controlled Foreign Company please click on the CFC button.

Figure 12 Updated questions for controlled foreign companies

The following information is sought in respect of each CFC.

- Name of Controlled Foreign Company (CFC)
- Foreign Tax Identification Number
- Relevant territory of the CFC
- Accounting period of the CFC

- Nature of business
- Details of how control is established in the CFC in accordance with S 835J, including names of person(s) and percentage of shareholdings held
- Details of any exemption that may apply?
 - Section 385R(5)(a)(i)(1): the arrangements would be entered into by persons dealing at arm's length
 - Section 835R(5)(a)(ii): the arrangements are subject to the provisions of section 835C
 - Section 835R(5)(b): the undistributed income has previously been subject to a CFC charge
 - Effective Tax Rate Exemption
 - Low Profit Margin Exemption
 - Low Accounting Profit Exemption
 - Exempt Period Exemption. This section is not editable in the 2019 return.
 - Exempt Period exemption granted in previous accounting period
 - Where the subsequent period condition was not met, tick the box and provide the information
 - Amount of charge arising
 - Creditable tax
 - Jurisdiction(s) where credit arose
 - Nature of credit (e.g. Withholding tax)
 - Amount of credit
 - Net charge

Controlled Foreign Company charge (S 835R)

- Details are required for charges arising at 12.5% and 25%.
- Amount of charge arising
- Creditable tax
- Jurisdiction(s) where credit arose
- Nature of credit (e.g. Withholding tax)
- Amount of credit
- Net charge. This is the amount that will be brought into charge in the assessment to corporation tax

Controlling company

- Name of controlling company
- Tax reference number of company if Irish

Connected company

- Name of connected company
- Tax reference number of company if Irish or the tax number of the Irish branch

5 Trading Results

5.1 iXBRL text

Text changes to clarify that cases managed in Large Corporates' Division may avail of an iXBRL filing waiver where they meet the conditions set out under Options 4 and 5 of Part 2.49.

5.2 Capital allowances

5.2.1 Machinery and Plant

The wording of question (a) has been changed to reflect two additional questions, as highlighted in Figure 13.

Recovery of Income Tax	<p>Capital Allowances</p> <p>(a) Machinery and Plant (including motor vehicles), excluding amount claimed in respect of 'energy-efficient equipment' under section 285A TCA 1997, 'childcare and fitness centre equipment' under section 285B TCA 1997, 'gas vehicles and refuelling equipment' under section 285C TCA 1997 and amount claimed for specified intangible assets under section 291A TCA 1997</p> <p>€ <input type="text"/></p> <p>(b) Machinery and Plant - 'energy efficient equipment' (section 285A TCA 1997)</p> <p>€ <input type="text"/></p> <div style="border: 2px solid red; padding: 5px;"> <p>(c) Machinery and Plant - 'childcare and fitness centre equipment' (section 285B TCA 1997)</p> <p>€ <input type="text"/></p> <p>(d) Machinery and Plant - 'gas vehicles and refuelling equipment' (section 285C TCA 1997)</p> <p>€ <input type="text"/></p> </div>
Dividend Withholding Tax	
Calculate	
Property Based Incentives	
CT Self Assessment	
CGT Self Assessment	
Print View	

Figure 13 Updated questions on capital allowances

5.2.2 Industrial Buildings

A question has been added to the Industrial Buildings section as highlighted in Figure 14.

(iii) Aggregate amount of Expenditure	€ <input type="text"/>
<div style="border: 2px solid red; padding: 5px;"> <p>(c) If any amount of Industrial Buildings Allowance claimed above is in respect of a building used for the purposes of providing childcare services or a fitness centre to employees (section 843B) enter the amount here.</p> </div>	€ <input type="text"/>
Other Capital Allowances	
(a) Other capital allowances (including patent rights) and relief for know-how under Sec. 768 TCA 1997	€ <input type="text"/>

Figure 14 Updated questions on Industrial Buildings allowances

5.3 Trading Results – relevant trade within the meaning of section 291A

A new section has been added as per Figure 15.

Profits from Qualifying Assets under Chapter 5 of Part 29 TCA 1997

Enter details of Profits, Losses, Capital Allowances, Charges and Group Relief in respect of Qualifying Assets

[▶ Show Profits from Qualifying Assets](#)

Trading Results – Relevant trade within the meaning of Section 291A

Enter details of profits, losses, capital allowances, and charges.

[▶ Show Trading Results – Relevant trade within...](#)

Excepted Trade Profits (Section 21A TCA 1997) at 25%

Profits (Net after related Losses, Charges, Group Relief, Capital Allowances and Balancing Charges (these deductions should not be entered in any other panel of this return)) (where a loss occurs show 0) €

Figure 15 Updated section on relevant trade

When this section is expanded, it will capture details of profits, losses, capital allowances and charges in respect of relevant trades. In previous years' returns the income in respect of these trades was not captured separately.

5.4 Excepted trade profits (Section 21A TCA 1997 at 25%)

A new section is added for reporting of capital allowances in Excepted Trades, as shown in Figure 16:

Excepted Trade Profits (Section 21A TCA 1997) at 25%

Profits (Net after related Losses, Charges, Group Relief, Capital Allowances and Balancing Charges (these deductions should not be entered in any other panel of this return)) (where a loss occurs show 0) €

Where the profits at above relate in whole or in part to a relevant trade within the meaning of Sec. 291A, insert x in the box

Capital Allowances

(i) Amount of capital allowances claimed under Sec. 291A(3) TCA 1997 in respect to capital expenditure incurred before 11 October 2017 (Accounts-based allowance) €

(ii) Amount of capital allowances claimed under Sec. 291A(3) TCA 1997 in respect to capital expenditure incurred on or after 11 October 2017 (Accounts-based allowance) €

Figure 16 Updated section reporting of Excepted Trade Profits

6 Irish Rental Income

6.1 Validation

Warning Messages	
✓ Company Details	Warning Messages The following warnings have been identified: <ul style="list-style-type: none"> • Warning: You have indicated that you have Residential properties let but have received no gross rents from these properties. Please review and amend the rental income section if necessary. • Warning: You have indicated that you have Commercial properties let but have received no gross rents from these properties. Please review and amend the rental income section if necessary.
Trading Results	
Extracts from Accounts	
✓ Irish Rental Income	
Irish Investment & Other Income	
Foreign Income	
Exempt Profits	
Capital Gains	
Chargeable Assets	
Deductions, Reliefs & Credits	
Research & Development Credit	

Figure 17 Updated warning messages on Rental Income panel

Two new warning messages will appear where:

- there are residential properties let and the gross rental income is “0”
- there are commercial properties let and the gross rental income is “0”.

Note that these are warning messages to alert filers to a *possible* error in the return. If the information is correct, you can click ‘OK’ and proceed to either save or sign and submit the return.

7 Capital Gains

7.1 Losses

The text has been changed to clarify that only losses forward from a prior accounting period available for offset against gains in this accounting period should be entered in the return, as per Figure 18.

Net chargeable gain after Relief under S 604A	€	<input type="text"/>
Net Loss/es in this accounting period	€	<input type="text"/>
Previous Gain/s Rolled -over (now chargeable)	€	<input type="text"/>
Unused Loss/es from prior accounting period(s) available for offset against these gains.	€	<input type="text"/>
To Automatically calculate the value of Net Chargeable Gain in this accounting period, click the Net Chargeable Gain		<input type="button" value="Net Chargeable Gain"/>

Figure 18 Updated text on losses forward against gains

7.2 Section 627 Exit Tax

A section is added for reporting of details where disposals under section 627.

Other Assets	<input type="text"/>	<input type="checkbox"/>	€ <input type="text"/>
Capital gains to which S 627 applies:			
Where S627(2)(a) applies	<input type="text"/>		€ <input type="text"/>
Where S627(2)(b) applies	<input type="text"/>		€ <input type="text"/>
Where S627(2)(c) applies	<input type="text"/>		€ <input type="text"/>
To Automatically calculate the value of Total Consideration, click the Total Consideration button			<input type="button" value="Total Consideration"/>
Total Consideration			€ <input type="text"/>

Figure 19 Updated reporting under section 627

Updated text is added at the end of the panel to record the amount of relevant tax deferred, as per Figure 20.

(c) Amount of Net Chargeable Gain in respect of Venture Fund Capital (Section 541C(3)(b) TCA 1997) (Enter the amount of the gain and not the amount of the tax payable)	€ <input type="text"/>
(d) Amount of Net Chargeable Gain at 12.5%	€ <input type="text"/>
Enter the amount of relevant tax being deferred under Sec 629(2) Please note: If you made an election under S 629 (2) the amount to be entered here should be 5/6th of the relevant tax.	€ <input type="text"/>
<input type="button" value="Clear"/> <input type="button" value="Next"/>	

Figure 20 Additional text relating to relevant tax deferred

8 Film Corporation Tax Credit

The questions in this panel have been replaced with the following:

Film Details

- (i) Date the cultural certificate was issued
- (ii) Date the film was delivered

- (iii)(a) Name of qualifying company
- (iii)(b) Tax reference number of qualifying company
- (iv) The total cost of production
- (v) Eligible expenditure
 - a. On employment of eligible individuals
 - b. On provision of goods, services and facilities
- (vi) Location of production
- (vii) Type of production
- (viii) Rate of film corporation tax credit
- (ix) Film corporation tax credit
 - a. Under section 481(2G)(b)(i)
 - b. Under section 481(2G)(b)(ii)

9 Capital Gains (Development Land)

As exit tax does not apply to capital gains on development land, the relevant question at the end of the Capital Gains (Development Land) panel has been removed.

10 Property based incentives

A new section on buildings used for claims under section 843B has been added, as per Figure 21.

Buildings used for certain Childcare purposes (Section 843A TCA 1997)	
Owner Occupier	€ <input type="text"/>
Investor - Lessor	€ <input type="text"/>
Buildings used for the purposes of providing childcare services or a fitness centre to employees (section 843B)	
Owner Occupier	€ <input type="text"/>
Investor - Lessor	€ <input type="text"/>
Buildings or structures in registered caravan & camping sites (Section 268(2D) TCA 1997)	

Figure 21 New section for property incentives under section 843B

11 46G accounting period

The 46G Company return must be filed for the same accounting period as the Form CT1.

An updated version of the [46G Return Tool \(spreadsheet\)](#) is available. This caters for periods ending in 2019 and for the 2018 year of assessment.

Additional guidance on how to file 46G returns is documented in Tax and Duty Manual [Part 38-03-13](#).

12 Display issue in ROS offline

User feedback has been given about a display issue in the CT Self-Assessment panel in ROS Offline; that column B is not visible.

Self Assessment made under Chapter 4 of Part 41A TCA 1997	
	Column / Revenue Calculation
	€
(i) Amount of profits chargeable to tax for this period	<input type="text" value="0"/>
(ii) Amount of tax chargeable for this period	<input type="text" value="0"/>
(iii)(a) Amount of tax payable/overpaid for this period before repayable credits already refunded/offset	<input type="text" value="0"/>
(iii)(b) Amount of repayable credits already refunded/offset.	<input type="text"/>
(iii)(c) Amount of tax payable/overpaid for this period	<input type="text" value="0"/>
(iv) Add amount of any surcharge due under S 1084 TCA 1997 for this period because of	
• Late filing of this return or	<input type="text" value="0"/>
• Non-compliance with your LPT requirements	<input type="text" value="0"/>

Figure 22 CT Self-Assessment panel

A solution to this problem is contained in the **Something's Not Working** section on www.revenue.ie.

The problem can be resolved by changing the compatibility settings for ROS Offline. To resolve the issue, right click on the ROS icon and select properties.

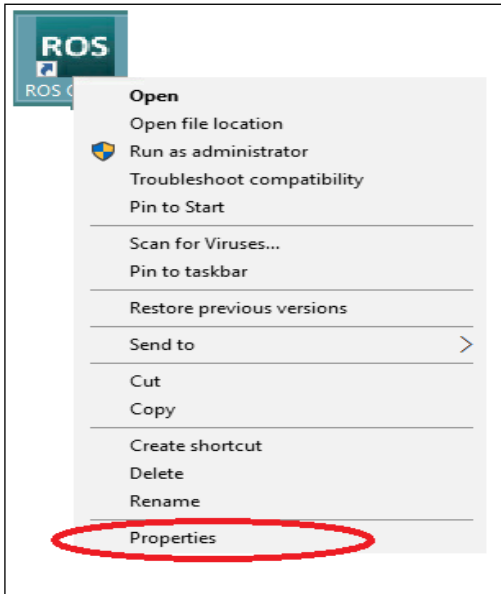


Figure 23 Selecting 'Properties' on the ROS icon

This will open the ROS Offline Properties dialogue box.

Select the Compatibility window/tab.

Click the checkbox to "Run this program in compatibility mode for: Windows XP (Service Pack 3)"

- click the checkbox to "reduced colour mode",
- click the checkbox "Run in 640 x 480 screen resolution",
- click "Disable display scaling on high DPI settings",
- click "Run this program as an administrator".
- Finally, click on 'Apply' and 'OK'.

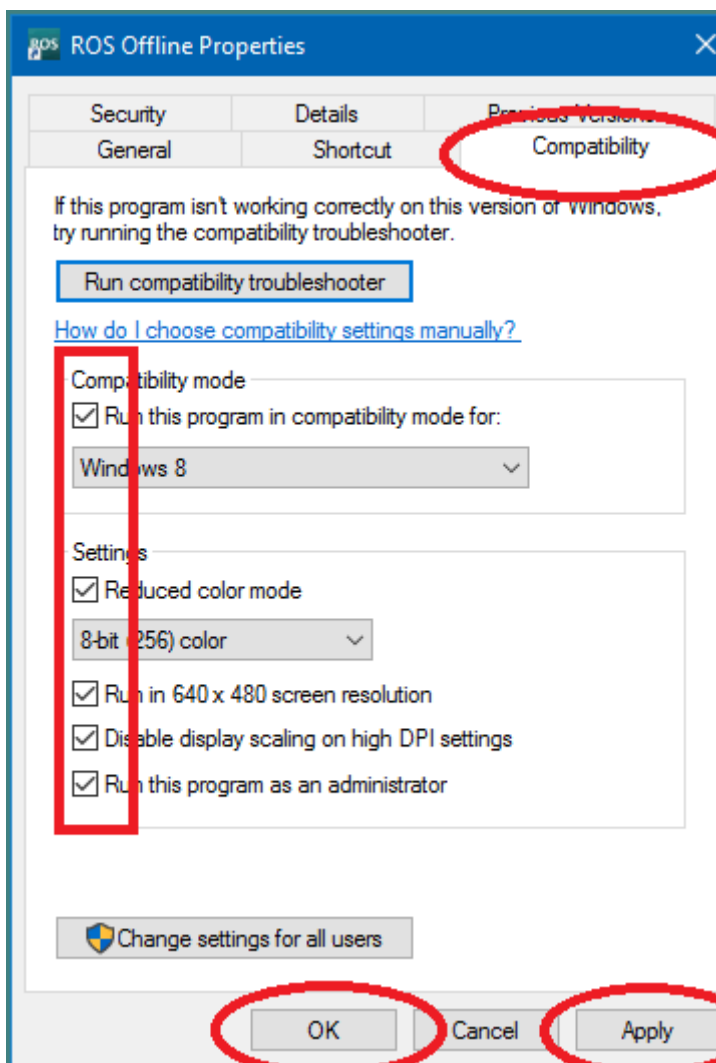


Figure 24 ROS Offline Properties dialogue box - Compatibility tab