

Completion of Corporation Tax Returns

Form CT1 2021

Part 38-02-01F

This document was reviewed July 2025

Guidance about how to access help in completing the ROS Form CT1 is available in Tax and Duty Manual (TDM) [Part 38-02-01](#) including links to the TDMs for the various years' CT1s.

Table of Contents

1	Introduction	3
2	Company Details Panel.....	4
2.1	Reporting of transactions with jurisdictions considered to be non-cooperative	4
2.2	Deferral of exit tax - election under section 629(2)	5
3	Trading Results Panel	5
3.1	Plant and Machinery excess capital allowances not claimed	5
3.2	Section 400 losses	6
4	Extracts from Accounts Panel.....	7
4.1	Updated Extracts from Accounts.....	7
5	Irish Rental Income Panel.....	7
5.1	Additional notes field	7
6	Irish Investment Income and Other Irish Income Panel.....	8
6.1	Distributions from companies resident in the State	8
7	Capital Gains.....	8
7.1	Restriction of losses under section 555.....	8
8	Close Company Surcharge.....	9
9	Dividend Withholding Tax	9
9.1	Details of distributions to a connected person	9
10	46G company - 2021	10
	Appendix 1 Extract from Accounts.....	11
	Appendix 2 Instructions to address issues in uploading Forms CT1 created in ROS and not submitted to Revenue by August 16 th	15

1 Introduction

This manual contains information about how to access help in completing the ROS Form CT1, and it contains updates about the 2021 Form CT1.

The Corporation Tax Return for accounting periods ending in 2021 is available since 29 March 2021: for filing through ROS online and ROS offline. The updates to the 2021 return are summarised for the highlighted panels.

Company Details	1	Information
Trading Results	2	Updated
Extract from Accounts	3	Updated
Irish Rental Income	4	Updated
Irish Investment & Other Income	5	Updated
Foreign Income	6	
Exempt Profits	7	
Capital Gains	8	Updated
Chargeable Assets	9	
Deductions, Reliefs & Credits	10	
Research & Development Credit	11	
Film Corporation Tax Credit	12	
Capital Gains (Development Land)	13	
Close Company Surcharge	14	Updated
Recovery of Income Tax	15	
Dividend Withholding Tax	16	Updated
Calculate	17	
Property Based Incentives	18	
CT Self Assessment	19	
CGT Self Assessment	20	
Print View	21	

Figure 1: Summary of ROS CT1 'panels' showing updates in 2021 CT1

2 Company Details Panel

2.1 Reporting of transactions with jurisdictions considered to be non-cooperative

Transactions with jurisdictions now considered to be non-cooperative for tax purposes

During the accounting period, did the company enter into a transaction of paying royalties, interest or dividends to a person in any jurisdiction which is **currently** considered by the EU Member States collectively as a non-cooperative jurisdiction for tax purposes? ☒ Yes ☐ No

This is a required field.

[▼ Hide Transactions with jurisdictions now considered to...](#)

Transaction Type	Tick each transaction that is applicable
Transacted by way of paying a Royalty	<input type="checkbox"/>
Transacted by way of claiming an interest deduction (including by way of charge)	<input type="checkbox"/>
Transacted by way of paying a dividend or making a distribution	<input type="checkbox"/>

Figure 2: Transactions with jurisdictions considered to be non-cooperative for tax purposes

Guidance on the reporting of transactions with jurisdictions now considered to be non-cooperative for tax purposes is included in paragraph 11 of [TDM Part 35b-01-01](#)

and paragraph 4.2 of [TDM Part 38-02-01D](#) (ROS Form CT1 2019). Additional clarification on the reporting requirement is set out in this paragraph.

Companies that entered into transactions, involving interest, royalties or dividends, with persons in certain jurisdictions are required to disclose the fact that the transaction occurred where the jurisdiction is on the list at the time of filing the form CT1. The [current list of non-cooperative jurisdictions for tax purposes](#) can be found on the Revenue website. Details of jurisdictions that were previously listed can be found on the [European Council website](#).

“Currently” means the date the form CT1 is filed or the due date for the form CT1 filing, whichever is earlier. If a jurisdiction is on the list of non-cooperative jurisdictions for tax purposes the transaction must be noted by ticking the relevant box. The relevant date is not the date of the transaction but the date

- the form CT1 is filed, or
- the due date of the form CT1 if it is filed after the due date.

Therefore, if the jurisdiction was removed from the list after the due date for filing the return but was on the list at the due date then the transaction should be recorded.

A transaction is confined to:

- paying a royalty
- paying a dividend or making a distribution
- claiming an interest deduction (including by way of a charge).

The filer is required to make a disclosure by ticking the box in the form CT1 for that period,

- if the royalty or dividend payment to a person in a listed jurisdiction was made during an accounting period, or
- if a deduction for interest is claimed (even on an accruals basis where no payment is made),

provided the jurisdiction is on the list at the date of filing or the due date, where the return is filed late.

The term 'person in a listed jurisdiction' includes a company, firm, trust, foundation, partnership, entity, individual and any other person, association or arrangement, regardless of residence status, operating in any jurisdiction which, on the date of the form CT1 is filed (or the due date for filing the return if the return is filed late), is on the list.

2.2 Deferral of exit tax - election under section 629(2)

If availing of the option to defer exit tax, a filer must make an election on the Form CT1. The text about how to make the annual statement as required for those making an election under section 629(2) is updated. The annual statement should be downloaded from the [website](#) and submitted via MyEnquiries.

Under Sec.629(5)(b) you are obliged to make an annual statement to the Revenue Commissioners. This statement which can be downloaded from www.revenue.ie/en/ should be submitted using MyEnquires using the note CT - Exit Tax - Deferred Payment.

Figure 3: Update to text of exit tax deferral regarding the making of the annual statement

Guidance on Exit Tax provisions is set out in the [TDM Part 20-02-01](#).

3 Trading Results Panel

3.1 Plant and Machinery excess capital allowances not claimed

A question is included for plant and machinery excess capital allowances not claimed in the period.

Capital Allowances	
(a) Machinery and Plant (including motor vehicles and specified intangible assets), excluding amount claimed in respect of 'energy-efficient equipment' under Sec. 285A, 'childcare and fitness centre equipment' under Sec. 285B and 'gas vehicles and refuelling equipment' under Sec. 285C.	€ <input type="text"/>
(b) Machinery and Plant - 'energy efficient equipment' (section 285A TCA 1997)	€ <input type="text"/>
(c) Machinery and Plant - 'childcare and fitness centre equipment' (section 285B TCA 1997)	€ <input type="text"/>
(d) Machinery and Plant - 'gas vehicles and refuelling equipment' (section 285C TCA 1997)	€ <input type="text"/>
Plant & Machinery excess capital allowances not claimed in this period	€ <input type="text"/>

Figure 4: Question re plant and machinery excess capital allowances not claimed

3.2 Section 400 losses

A new question is added to capture details of Section 400 losses during the period. Guidance on section 400 losses is set out in [TDM Part 12-03-04](#).

(a) Trading Losses Forward (from earlier accounting period(s))	€ <input type="text"/>
(b) Amount of losses at (a) above utilised in this accounting period	€ <input type="text"/>
(c) Amount of losses forward not used in this accounting period and available for carry forward to succeeding accounting periods	€ <input type="text"/>
(d) Section 400 losses obtained during the period	€ <input type="text"/>
Total Losses appropriate to this trade, before Capital Allowances, in this accounting period	€ <input type="text"/>

Figure 5: Question (d) re Section 400 losses

4 Extracts from Accounts Panel

4.1 Updated Extracts from Accounts

The detail of the changes in the Extracts from Accounts is set out in the [Appendix](#).

5 Irish Rental Income Panel

5.1 Additional notes field

An additional notes field is included to provide the opportunity for a filer to give additional information on any expenses claimed against either residential **or** commercial property. (Input is limited to 500 characters.)

Residential Property	
Number of properties let	<input type="text"/>
Gross Rental Income (include 'Section 23' Relief clawback, if any)	€ <input type="text"/>
Expenses	
Repairs etc	€ <input type="text"/>
Allowable Interest	€ <input type="text"/>
Pre-letting expenditure on vacant properties allowed by S. 97A	€ <input type="text"/>
Additional Note: if you wish to expand on any expenses listed above use this notes field:	<input type="text"/>

Figure 6: Notes field which can be used to explain expenses included

6 Irish Investment Income and Other Irish Income Panel

6.1 Distributions from companies resident in the State

Distributions received from companies resident in the State

(a) Distributions received from a REIT €

Where credit for DWT is due, ensure that the appropriate credit is entered in the Credits section of the Deductions, Reliefs and Credits Panel

(b) All other distributions received
(Excluding distributions from the Exempt Profits Panel) €

(c) If, in respect of either of the above distributions at (a) or (b) the paying and receiving companies are connected within the meaning of Section 10 or are group members, state the tax reference number of the paying company:

[Hide Enter tax reference number of paying...](#)

Tax Reference Number	Tick if in respect
<input type="text"/>	<input type="checkbox"/>
<input type="text"/>	<input type="checkbox"/>
<input type="text"/>	<input type="checkbox"/>
<input type="text"/>	<input type="checkbox"/>

Figure 7: Question on distributions from connected companies

A new question is added at (c) as highlighted. There is a link that shows or hides a table which allows the filer to enter up to 10 tax reference numbers (TRN), and a tick box to indicate if the TRN refers to a REIT.

7 Capital Gains

7.1 Restriction of losses under section 555

Guidance on the restriction of losses is provided in [TDM Part 19-02-12](#). A new question is included in the Capital Gains panel to enable filers to return the amount restricted (which is calculated into the chargeable gain or loss arising).

(a) Cost of acquisition (if assets acquired prior to 6/4/1974 or otherwise not at arm's length substitute market value for cost) - indexed as appropriate €

Restriction of losses under S 555. €

Figure 8: Question on restrictions of losses

8 Close Company Surcharge

If the tickbox on the election is ticked, three additional questions must be answered:

- the tax reference number of the other company
- the date of the distribution
- the amount of the distribution covered by the election.

A filer can provide information for up to 10 companies, under the 'Add another election' button.

Close Company Surcharge

✓ Company Details
 Trading Results
 Extracts from Accounts
 Irish Rental Income
 Irish Investment & Other Income
 Foreign Income
 Exempt Profits
 Capital Gains
 Chargeable Assets
 Deductions, Reliefs & Credits
 Research & Development Credit
 Film Corporation Tax Credit
 Capital Gains (Development Land)
Close Company Surcharge
 Recovery of Income Tax
 Dividend Withholding Tax
 Calculate
 Property Based Incentives
 ✓ CT Self Assessment
 CGT Self Assessment

Form Help

Surcharges (Section 440 and Section 441 TCA 1997)

If you are making an election under Section 434(3A)(a), please tick the box ☐

The tax reference number of the other company

The date of the distribution

The amount of the distribution covered by the election €

Click on the 'add election' button to add another election. You can add up to 10 Elections

Add another Election

Figure 9: Additional questions if the tickbox on close company surcharge is ticked

9 Dividend Withholding Tax

9.1 Details of distributions to a connected person

An additional question is included, as highlighted in Figure 10, where the distribution is made to a connected person (as defined in Section 10 TCA 1997 or to a beneficial owner or participator). Information on the amount paid and the tax reference number of the connected party is required.

An 'Add Company' button is added to allow for the entry of up to 10 companies in total. There is validation on the questions; and if one of the new questions is completed both must be completed.

<ul style="list-style-type: none"> ✓ Company Details Trading Results Extracts from Accounts Irish Rental Income Irish Investment & Other Income Foreign Income Exempt Profits Capital Gains Chargeable Assets Deductions, Reliefs & Credits Research & Development Credit Film Corporation Tax Credit Capital Gains (Development Land) Close Company Surcharge Recovery of Income Tax Dividend Withholding Tax Calculate Property Based Incentives ✓ CT Self Assessment CGT Self Assessment Print View 	<h3>Dividend Withholding Tax - Details of Distributions</h3> <h4>Details of Distribution - 1</h4> <p>Date of Distribution (dd/mm/yyyy) <input type="text"/></p> <p>Gross Value of Distribution € <input type="text"/></p> <p>Value of DWT deducted, if any € <input type="text"/></p> <p>Where the distribution is made to a connected person as defined in Section 10 TCA 1997 or to a beneficial owner or participator, state:</p> <p>The tax reference <input type="text"/></p> <p>The amount paid € <input type="text"/></p> <p>Click on the 'add company' button to add a new company. You can add up to 10 companies</p> <p><input type="button" value="Add company in respect of the above distribution"/></p> <p>Click on the 'Add Distribution' button to add a Distribution. You may add up to a maximum of 100 Distributions.</p> <p><input type="button" value="Add Distribution"/></p> <p>Please click on the D.W.T. button to return to the Dividend Withholding Tax panel</p> <p><input type="button" value="Back to D.W.T."/></p> <p><input type="button" value="Clear"/></p>
--	---

Figure 10: Question if a distribution is made to a connected person

10 46G company - 2021

The Form 46G company for accounting periods ending in 2021 is available for filing.

Filers can complete either:

- the online version in ROS for up to 30 payees,
- the ROS offline version for up to 3,000 payees, or
- the **46G Return Tool** and upload it to ROS.

Additional information about filing a Form 46G company or a Form 46G is available on the **website**, see Companies and charities / Corporation Tax for companies / Third party returns / Form 46G.

If a filer is using the **46G Return Tool**, please note that there are 3 sheets in the spreadsheet including an **Instructions** sheet and a **Help** sheet. These sheets are accessible on the tabs at the bottom of the sheet and are helpful in explaining how to complete and upload the file, and the validations that are in-built into the sheets to assist in submitting correct information.

Appendix 1 Extract from Accounts

2021 CT1 Extracts from Accounts	Change / validation / notes
*Income	No change
*Sales / Receipts / Turnover	No change
*Receipts from Government Agencies - GMS, etc.	No change
*Other Income	No change
Trading Account Items	No change
* Purchases	Field is mandatory
*Gross Trading Profits	No change
Expenses and Deductions	All fields in section are mandatory
*Salaries / Wages	Amended wording – question split
*Staff costs	Amended wording – question split
*Directors' remuneration including fees, bonuses, etc	Field is mandatory
*Sub-Contractors for the purposes of RCT	Amended wording – question split
* Sub-contractors other	Amended wording – question split
*Rent paid	New question
*Consultancy, Professional fees	Field is mandatory
*Motor, Travel and Subsistence	Field is mandatory
*Repairs / Renewals	Field is mandatory
*Interest Payable	Field is mandatory
*Depreciation/ Amortisation , Goodwill/Capital write-off'	Amended text
*(a) Provisions including Bad Debts - positive	No change
*(b) Provisions including Bad Debts – negative	Amended text
Other Expenses – Negative/Credit Entries	New question
Other Expenses [Total]	No change
Note (Expenses and deductions)	New question

2021 CT1 Extracts from Accounts	Change / validation / notes
If you wish to comment on any one off or unusual expenses/deductions in this period use this 'additional notes' field	
Extracts from Adjusted Net Profit / Loss Computation	No change
Profit / Loss per Accounts	No change
*A value must be provided for either Profit or Loss on ordinary activities before taxation	No change
Profit on ordinary activities before taxation	No change
Loss on ordinary activities before taxation	No change
Adjustments made to Profit/Loss before tax per Accounts	Amended text
There are no adjustments required to the profit / loss per accounts Tickbox	New question. Tickbox added, with validation on field. Either the tickbox is ticked, or all the fields in the section must be completed.
*Subscriptions and Donations	All are mandatory if the tickbox (as per the row above) is NOT ticked.
*Entertainment Expenses	No change
*Disallowable Legal and Professional Expenses	No change
*Section 130 Loan Interest	No change
Light, Heat and Phone	Deleted
*Depreciation/Amortisation, Goodwill/Capital write-off	New question
*Net gain on sale of fixed / chargeable assets €	No change
*Net loss on sale of fixed / chargeable assets	No change
Deduction for stock relief under S 666	New question
Deduction for increase in carbon tax under section 664A	New question
*Other deductions	New question
*Other addbacks	New question
Balance Sheet and Capital and Reserve Items	No change

2021 CT1 Extracts from Accounts	Change / validation / notes
Director's current and loan account	No change
*(a) Amounts owed by directors (debit balance)	Field is mandatory
*(b) Amounts owing to directors (credit balance)	Field is mandatory
Stock, Work in Progress, Finished goods	No change
Trade Debtors	New question
Other Debtors and Prepayments	Amended text
Cash on hand / Bank - Debit	No change
Bank / Loans / Overdraft - Credit	No change
Trade creditors	New question
Other Creditors and Accruals	Amended text
Client Account Balances - Debit	No change
Client Account Balances - Credit	No change
Tax Creditors	No change
*A value must be provided for either Shareholder's Funds positive or Shareholder's Funds negative	No change
(a) Shareholder's Funds - positive	No change
(b) If negative, state amount here	No change
Notes to the Accounts	No change
Tick appropriate box(es) below and give additional information, if appropriate, in the space provided at Additional Notes	No change
Modified Auditors Report	No change
Emphasis of Matter	No change
Qualified Opinion	No change
Disclaimed Opinion	No change
Adverse Opinion	No change

2021 CT1 Extracts from Accounts	Change / validation / notes
Change of Accounting Policies	No change
Depreciation of fixed assets	No change
Stocks and work in progress	No change
Property Development transactions	No change
Other	No change
Prior Year Adjustments	No change
Indicate if there are prior year adjustments arising from changes in accounting policies or from correction of fundamental errors	No change
Change in nature of Company's / business' activities	No change
Indicate if there was a change in the nature of the Company's / business' activities during the accounting period	No change
Exceptional Items arising during the year	No change
Indicate if exceptional items, as defined in the Financial Reporting Standards, occurred during the year	No change
Additional Notes	No change
If you wish to expand on any item listed in Notes to the Accounts above, use this notes panel.	No change
Please click on the Back to Extracts Accounts button to return to the Extracts From Accounts panel	No change

Appendix 2 Instructions to address issues in uploading Forms CT1 created in ROS and not submitted to Revenue by August 16th

Filers and tax agents are advised that the 2021 Form CT1 was updated in an IT release on August 16th 2022. The earlier versions of the Form CT1 are not compatible with the most recent version of the Form CT1.

- Any CT1 returns that had been received by Revenue **before** that IT release of August 16th were fixed by Revenue and can be accessed and viewed in ROS now.
- Draft CT1 returns (work-in-progress) that were started in the ROS **Online** but were not sent to Revenue before August 16th have been or will be amended by Revenue. This will enable that those draft CT1 returns can be accessed, reviewed and submitted to Revenue ahead of the filing deadline. Any necessary fixes should be completed by September 13, 2022. Customers are advised to check if they can access draft forms in ROS Online after that date, but you should not need to do anything further as Revenue is fixing this issue in the background.
- Forms CT1 that were in draft in the ROS **Offline** **before** the IT release on August 16th need to be fixed with the technical amendment highlighted in this section of the TDM. Otherwise, the draft Forms CT1 need to be redone before the return can be submitted to Revenue. Please note that this also applies to any pre-populated forms saved offline before August 16th; a fresh prepopulated form should be downloaded.

These instructions may help to resolve an issue where CT1s saved **offline** cannot be uploaded due to this error message:

XML does not conform to schema

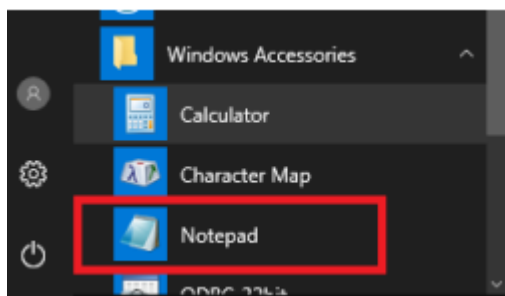
and the form cannot be opened in the ROS **Offline** application due to this type of error appearing:

error ID CY4427779279403002171

Please note that these instructions will replace/overwrite your existing saved form. **Therefore, we recommend that you make copies of the files in another folder on your computer before you start.** For example, you could create a new folder C:\ros\ct1\backups and paste copies in there.

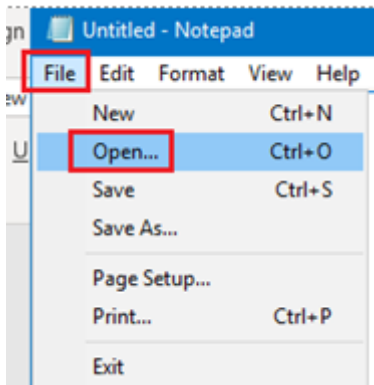
Steps – please follow these steps carefully

Step 1 Open the text editor Notepad on your computer

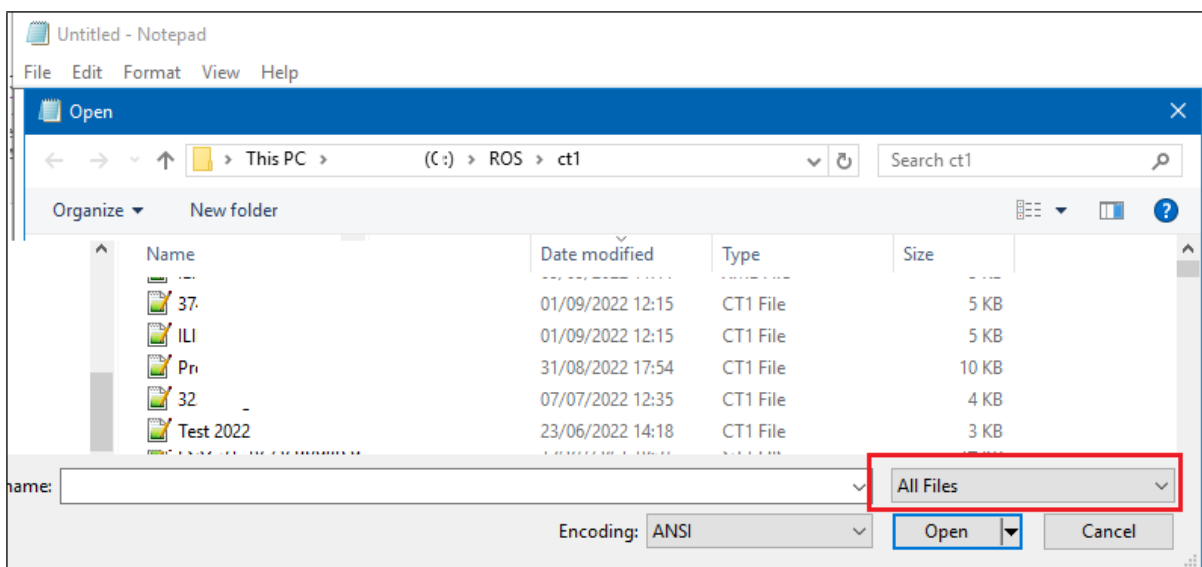


Notepad is a Windows Accessory.

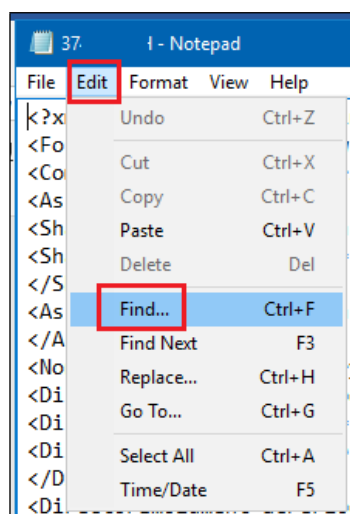
Step 2 In Notepad, click File -> Open



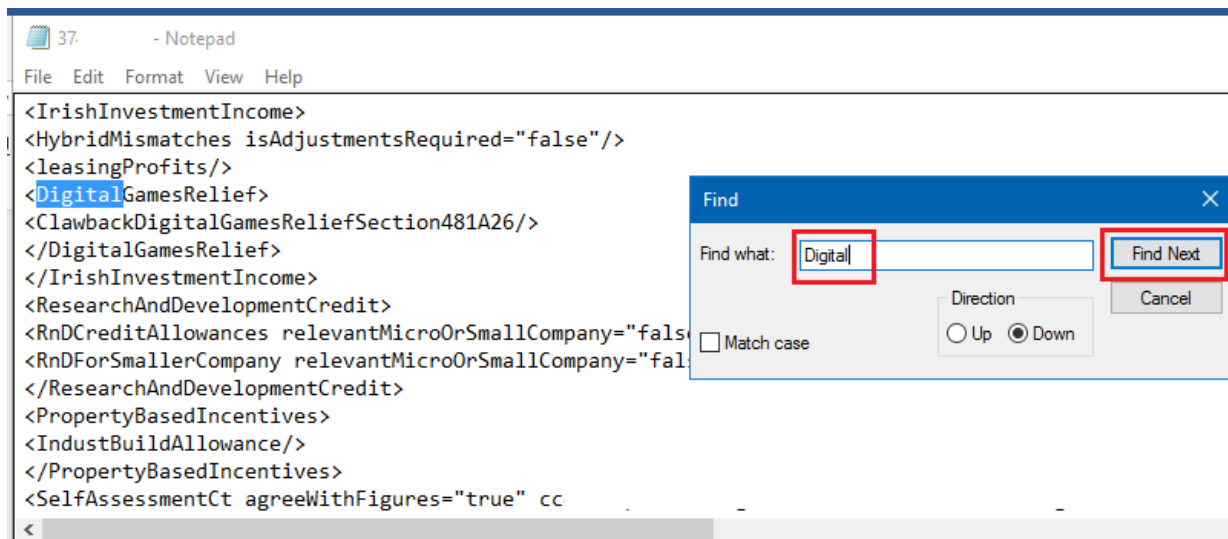
Step 3 Locate the CT1 file on your computer that you want to work on. These are usually .ct1 files and you will need to search All Files to locate them. Highlight the file and click Open.



Step 4 The file will open in Notepad. Use the Search function and search for *Digital* .

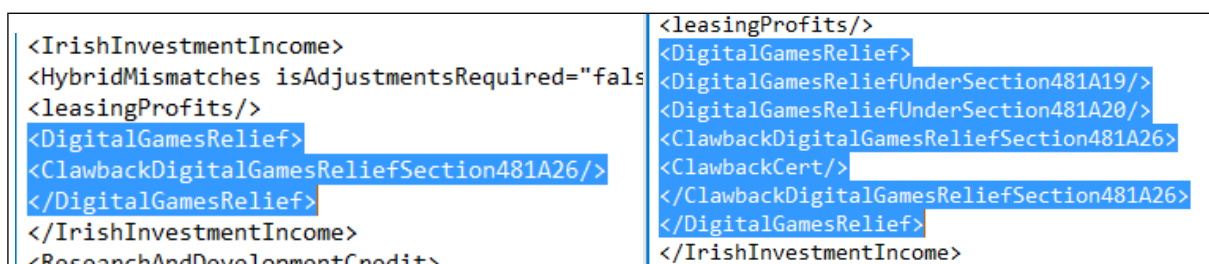


Click Edit -> Find



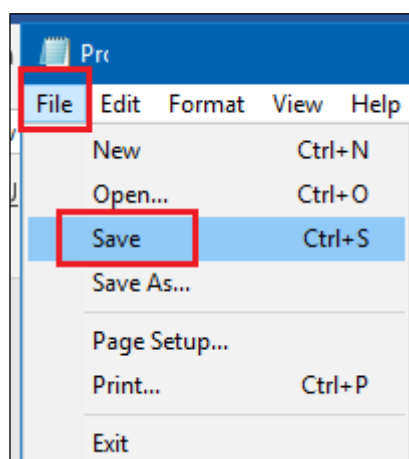
Step 5 Highlight the lines in the digital games relief section and delete them as follows.

- Highlight the entire line starting <DigitalGamesRelief>
- Continue highlighting the following lines until you reach the line starting </DigitalGamesRelief>
- Highlight the entire line starting </DigitalGamesRelief> - this is end of the section.
- Delete these lines – there may be 3 or 7 lines in that section.



The entire DigitalGamesRelief section should be highlighted and then deleted.

Step 6 Save the file.



Step 7 ROS Offline application

- Open the file using the ROS Offline application
- Check the return
- **Save the file using the ROS Offline application**

The newly saved file should upload to ROS online.