

AES Message Exchanges

The information in this document is provided as a guide only and is not professional advice, including legal advice. It should not be assumed that the guidance is comprehensive or that it provides a definitive answer in every case.

Version Control		
Version	Date	Change
1.00	26/01/2022	Initial document published
2.00	27/06/2022	Scenarios relating to Storage prior to Exit removed
		Message Exchange when Control Case is Open added
3.00	20/09/2022	No changes since the previous version
4.00	12/01/2023	Amendments not possible at “Accepted”
5.00	16/02/2023	No changes since the previous version
5.10	08/03/2023	5.1.3 Use Case Summary/ Re-Export Notification – Rejected “The Re-Export Notification is logically invalid” corrected
6.00	29/06/2023	Trader Specs Over all update
6.10	17/08/2023	Update IE590 Sent By: Trader

1 Table of Contents

2	Introduction.....	10
2.1	Purpose.....	10
2.2	Related documents.....	10
2.3	Notation.....	11
3	Datasets.....	11
4	Export Process.....	14
4.1	Export Process at the Office of Export	14
4.1.1	Sequence Diagram.....	14
4.1.2	State Diagram	15
4.1.3	Use Case Summary	16
4.2	Export Process at the Office of Exit	19
4.2.1	Sequence Diagram.....	19
4.2.2	State Diagram	20
4.2.3	Use Case Summary	21
4.3	Export Process - Standard Declaration Amendment.....	24
4.3.1	Sequence Diagram.....	24
4.3.2	State Diagram	25
4.3.3	Use Case Summary	25
4.4	Export Process – Pre Lodged Declaration.....	28
4.4.1	Declaration submission prior to presentation.....	28
4.4.2	Correction of the pre-lodged declaration prior to presentation of goods.....	35
4.4.3	Cancellation of the pre-lodged declaration prior to presentation of goods.....	38
4.5	Export Process – Export and Exit when the Customs Office of Export is the Customs Office of Exit	41
4.5.1	Sequence Diagram.....	41
4.5.2	State Diagram	42
4.5.3	Use Case Summary	42
4.6	Centralised Clearance.....	44
4.6.1	SCO recommends pre-release - No controls at SCO and PCO	44
4.6.2	SCO recommends pre-release - Satisfactory/considered satisfactory control results at PCO.....	47
4.6.3	SCO recommends pre-release - Unsatisfactory control results at PCO	50
4.6.4	SCO recommends pre-release – Expiry of timer for receiving control decision from PCO	53
4.6.5	SCO recommends control at PCO - Satisfactory/Considered satisfactory control results at PCO ...	56
4.6.6	SCO recommends control at PCO - Unsatisfactory control results at PCO	59
4.6.7	SCO recommends control at PCO - PCO decides not to perform any control.....	62

4.6.8	SCO recommends control at PCO - Expiry of timer for receiving control decision from PCO.....	65
4.6.9	Unsatisfactory documentary control results at SCO	68
4.6.10	Declaration amendment accepted under centralised clearance	71
4.7	Declaration Invalidation	74
4.7.1	Invalidation by Trader before release of the movement for Export	74
4.7.2	Invalidation requested by Trader for a Released Movement	77
4.7.3	Invalidation initiated by the Customs Officer at Export	80
4.7.4	Invalidation requested by Trader before the release of the movement for export refused	83
4.7.5	Invalidation requested by Trader for a released movement refused	86
4.7.6	Invalidation with goods under excise duty suspension arrangement.....	88
4.7.7	Invalidation of an export declaration lodged under centralised clearance	88
4.7.8	Invalidation with Supplementary Declaration lodged under centralised clearance	88
4.7.9	Invalidation when the Customs Office of Export is the Customs Office of Exit	89
4.7.10	Invalidation requested by Trader for a Released Movement refused by the Customs Office of Exit 89	
4.8	Simplified and Supplementary Declaration.....	92
4.9	Simplified and Supplementary Declaration - Extension/Expiry of the timer for lodgement of Supplementary Declaration.....	97
4.10	Goods under Excise duty suspension arrangement	98
4.10.1	Goods under Excise duty suspension arrangement - Core Flow at the Office of Export	98
4.10.2	Goods under Excise duty suspension arrangement - Core Flow at the Office of Exit.....	98
4.10.3	Goods under Excise duty suspension arrangement – Amendment	98
4.10.4	Goods under Excise duty suspension arrangement – Pre-Lodged Declaration	98
4.10.5	Certification of Exit in the enquiry procedure with goods under excise duty suspension arrangement.....	98
4.11	Exit specific scenarios	99
4.11.1	Arrival at Exit registered by customs officer	99
4.11.2	Exit information available through other systems	102
4.12	Export Followed by Transit.....	105
4.12.1	Export Followed by Transit – Core Flow at the Office of Export	105
4.12.2	Export Followed by Transit – Release for Exit by Alternative Evidence	109
4.12.3	Export Followed by Transit – Invalidation due to lack of or insufficient Alternative Evidence.....	112
4.12.4	Export Followed by Transit – Invalidation by Transit or Not released for Transit	115
4.12.5	Export Followed by Transit – Initiation of recovery	118
4.13	Diversions	121
4.13.1	International Diversions	121
4.14	Enquiry Procedure	126
4.14.1	Confirmation of exit by Alternative Evidence (Enquiry information code: “Exited-Alternative Evidence”).....	126
4.14.2	Invalid Enquiry information/Insufficient Alternative Evidence, if any	129

4.14.3	Invalidation after expiry of time limit to receive Alternative Evidence	132
4.14.4	Enquiry information code: “Expected to Exit”	134
4.14.5	Enquiry information code: “Will not exit”	137
4.14.6	Trader sends Enquiry Information on his/her own initiative (Enquiry information code: “Exited-Alternative Evidence” or “Exited-No Alternative Evidence”) - Exit Results received after Enquiry Procedure 140	
4.14.7	Trader sends Enquiry Information on his/her own initiative (Enquiry information code: “Exited-Alternative Evidence”) - Confirmation of exit by Alternative Evidence	143
4.14.8	Trader sends Enquiry Information on his/her own initiative (Enquiry information code: “Exited-Alternative Evidence”) - Insufficient Alternative Evidence	146
4.14.9	Trader sends Enquiry Information on his/her own initiative (Enquiry information code: “Exited-No Alternative Evidence”) – No Release for Exit at the Customs Office of Exit.....	149
4.14.10	Trader sends Enquiry Information on his/her own initiative (Enquiry information code: “Exited-Alternative Evidence” or “Exited-No Alternative Evidence”) - Invalid Enquiry Information.....	152
5	Exit Summary Declaration (EXS)	155
5.1	Exit Summary Declaration - Lodging the EXS	155
5.1.1	Sequence Diagram.....	155
5.1.2	State Diagram	156
5.1.3	Use Case Summary	157
5.2	Exit Summary Declaration - Trader at Exit.....	158
5.2.1	Sequence Diagram.....	158
5.2.2	State Diagram	159
5.2.3	Use Case Summary	159
5.3	Lodgement specific scenarios - EXS lodged at another customs office	161
5.3.1	Sequence Diagram.....	161
5.3.2	State Diagram	162
5.3.3	Use Case Summary	162
5.4	Lodgement specific scenarios - EXS lodged at another customs office - Trader at Exit.....	163
5.4.1	Sequence Diagram.....	163
5.4.2	State Diagram	164
5.4.3	Use Case Summary	165
5.5	Exit specific scenarios - Amendment.....	167
5.5.1	Sequence Diagram.....	167
5.5.2	State Diagram	168
5.5.3	Use Case Summary	168
5.6	Exit specific scenarios - Arrival at Exit registered by customs officer	171
5.7	Exit specific scenarios - Exit notification not received	171
5.7.1	Sequence Diagram.....	171
5.7.2	State Diagram	172
5.7.3	Use Case Summary	173

5.8	Exit specific scenarios - Exit information available through other systems	173
5.8.1	Sequence Diagram.....	173
5.8.2	State Diagram	174
5.8.3	Use Case Summary	174
5.9	Exit Summary Declaration - Diversions	175
5.9.1	Sequence Diagram.....	175
5.9.2	State Diagram	176
5.9.3	Use Case Summary	177
5.10	Exit Summary Declaration Invalidation	178
5.10.1	Sequence Diagram.....	178
5.10.2	State Diagram	179
5.10.3	Use Case Summary	179
6	Re-Export Notification	181
6.1	Re-Export Notification	181
6.1.1	Sequence Diagram.....	181
6.1.2	State Diagram	182
6.1.3	Use Case Summary	183
6.2	Registration specific scenarios - Re-Export Notification amendment accepted	185
6.2.1	Sequence Diagram.....	185
6.2.2	State Diagram	186
6.2.3	Use Case Summary	186
6.3	Registration specific scenarios - Re-Export Notification amendment rejected	188
6.3.1	Sequence Diagram.....	188
6.3.2	State Diagram	189
6.3.3	Use Case Summary	190
6.4	Exit specific scenarios - Exit Notification not received	191
6.4.1	Sequence Diagram.....	191
6.4.2	State Diagram	192
6.4.3	Use Case Summary	193
6.5	Exit specific scenarios - Rejection of exit notification	194
6.5.1	Sequence Diagram.....	194
6.5.2	State Diagram	195
6.5.3	Use Case Summary	195
6.6	Exit specific scenarios - Exit information available through other systems	197
6.6.1	Sequence Diagram.....	197
6.6.2	State Diagram	198
6.6.3	Use Case Summary	198
6.7	Re-Export Notification Invalidation	200

6.7.1	Sequence Diagram.....	200
6.7.2	State Diagram	201
6.7.3	Use Case Summary	201
7	Message Exchange when Control Case is open.....	203
7.1	Amendment Request.....	203
7.1.1	Amendment Accepted.....	203
7.1.2	Amendment Rejected.....	203
7.1.3	Amendment request cancelled	203
7.2	Invalidation Request.....	204
7.2.1	Invalidation Accepted	204
7.2.2	Invalidation Rejected.....	204
7.2.3	Invalidation request cancelled	204
7.3	Document Presentation Request	204
7.3.1	Document Presentation	204
7.3.2	Document Presentation Request Cancelled.....	204
7.4	Document Upload Request	204
7.4.1	Document upload accepted	204
7.4.2	Document upload rejected.....	204
7.5	Document Upload Request cancelled	204
Figure 1: Export process at the Office of Export - Sequence Diagram		14
Figure 2: Export process at the Office of Export - State Diagram		15
Figure 3: Export process at the Office of Exit - Sequence Diagram.....		19
Figure 4: Export process at the Office of Exit - State Diagram		20
Figure 5: Export process - Standard Declaration Amendment - Sequence Diagram		24
Figure 6: Export process - Standard Declaration Amendment - State Diagram.....		25
Figure 7: Pre Lodged Declaration - Sequence Diagram		28
Figure 8: Pre Lodged Declaration - State Diagram		29
Figure 9: Correction of Pre Lodged Declaration - Sequence Diagram.....		35
Figure 10: Correction of Pre Lodged Declaration - State Diagram		36
Figure 11: Cancellation of Pre Lodged Declaration - Sequence Diagram.....		38
Figure 12: Cancellation of Pre Lodged Declaration - State Diagram		39
Figure 13: Customs Office of Export is the Customs Office of Exit - Sequence Diagram		41
Figure 14: Customs Office of Export is the Customs Office of Exit - Sequence Diagram		42
Figure 15: SCO recommends pre-release - No controls at SCO and PCO - Sequence Diagram		44
Figure 16: SCO recommends pre-release - No controls at SCO and PCO - State Diagram.....		45
Figure 17: SCO recommends pre-release - satisfactory control results at PCO - Sequence Diagram.....		47
Figure 18: SCO recommends pre-release - satisfactory control results at PCO - State Diagram		48
Figure 19: SCO recommends pre-release - Unsatisfactory control results at PCO - Sequence Diagram		50
Figure 20: SCO recommends pre-release - Unsatisfactory control results at PCO - State Diagram		51
Figure 21: SCO recommends pre-release - Expiry of timer for receiving control decision from PCO - Sequence		53

Figure 22: SCO recommends pre-release – Expiry of timer for receiving control decision from PCO - State Diagram	54
Figure 23: SCO recommends control at PCO - Satisfactory/Considered satisfactory control results at PCO - Sequence Diagram.....	56
Figure 24: SCO recommends control at PCO - Satisfactory/Considered satisfactory control results at PCO - State Diagram	57
Figure 25: SCO recommends control at PCO - Unsatisfactory control results at PCO - Sequence Diagram	59
Figure 26: SCO recommends control at PCO - Unsatisfactory control results at PCO - State Diagram	60
Figure 27: SCO recommends control at PCO - PCO decides not to perform any control - Sequence Diagram	62
Figure 28: SCO recommends control at PCO - PCO decides not to perform any control - State Diagram.....	63
Figure 29: SCO recommends control at PCO - Expiry of timer for receiving control decision from PCO - Sequence Diagram	65
Figure 30: SCO recommends control at PCO - Expiry of timer for receiving control decision from PCO - State Diagram	66
Figure 31: Unsatisfactory documentary control results at SCO - Sequence Diagram.....	68
Figure 32: Unsatisfactory documentary control results at SCO - State Diagram	69
Figure 33: Declaration amendment accepted under centralised clearance - Sequence Diagram.....	71
Figure 34: Declaration amendment accepted under centralised clearance - State Diagram	72
Figure 35: Invalidation before release - Sequence Diagram	74
Figure 36: Invalidation before release - State Diagram.....	75
Figure 37: Invalidation requested for a Released Movement - Sequence Diagram	77
Figure 38: Invalidation requested for a Released Movement - State Diagram.....	78
Figure 39: Invalidation initiated by Revenue - Sequence Diagram	80
Figure 40: Invalidation initiated by Revenue - State Diagram.....	81
Figure 41: Invalidation requested before the release of the movement refused - Sequence Diagram	83
Figure 42: Invalidation requested before the release of the movement refused - State Diagram.....	84
Figure 43: Invalidation requested for a released movement refused - Sequence Diagram	86
Figure 44: Invalidation requested for a released movement refused - State Diagram.....	87
Figure 45: Invalidation refused by Office of Exit - Sequence Diagram	89
Figure 46: Invalidation refused by Office of Exit - State Diagram	90
Figure 47: Simplified and Supplementary Declaration - Sequence Diagram	92
Figure 48: Simplified and Supplementary Declaration - Sequence Diagram	93
Figure 49: Simplified and Supplementary Declaration - Sequence Diagram	97
Figure 50: Simplified and Supplementary Declaration - Sequence Diagram	97
Figure 51: Exit Specific - Arrival at Exit registered by customs officer - Sequence Diagram	99
Figure 52: Exit Specific - Arrival at Exit registered by customs officer - State Diagram	100
Figure 53: Exit information available through other systems - Sequence Diagram.....	102
Figure 54: Exit information available through other systems - State Diagram	103
Figure 55: Export Followed by Transit – Core Flow at the Office of Export - Sequence Diagram.....	105
Figure 56: Export Followed by Transit – Core Flow at the Office of Export - State Diagram	106
Figure 57: Export Followed by Transit – Release for Exit by Alternative Evidence - Sequence Diagram.....	109
Figure 58: Export Followed by Transit – Release for Exit by Alternative Evidence - State Diagram	110
Figure 59: Export Followed by Transit – Invalidation due to lack of or insufficient Alternative Evidence - Sequence Diagram	112
Figure 60: Export Followed by Transit – Invalidation due to lack of or insufficient Alternative Evidence - State Diagram	113
Figure 61: Export Followed by Transit - Invalidation by Transit or Not released for Transit - Sequence Diagram	115
Figure 62: Export Followed by Transit - Invalidation by Transit or Not released for Transit - State Diagram	116
Figure 63: Export Followed by Transit - Initiation of recovery - Sequence Diagram.....	118
Figure 64: Export Followed by Transit - Initiation of recovery - State Diagram	119
Figure 65: Export process at the Office of Exit - Sequence Diagram.....	121
Figure 66: Export process at the Office of Exit - State Diagram	122
Figure 67: Confirmation of exit by Alternative Evidence - Sequence Diagram	126

Figure 68: Confirmation of exit by Alternative Evidence - State Diagram	127
Figure 69: Invalid Enquiry information/Insufficient Alternative Evidence - Sequence Diagram.....	129
Figure 70: Invalid Enquiry information/Insufficient Alternative Evidence - Sequence Diagram.....	130
Figure 71: Invalidation after expiry of time limit to receive Alternative Evidence - Sequence Diagram	132
Figure 72: Invalidation after expiry of time limit to receive Alternative Evidence - Sequence Diagram	133
Figure 73: Enquiry information code: "Expected to Exit" - Sequence Diagram	134
Figure 74: Enquiry information code: "Expected to Exit" - Sequence Diagram	135
Figure 75: Enquiry information code: "Will not exit" - Sequence Diagram.....	137
Figure 76: Enquiry information code: "Will not exit" - Sequence Diagram.....	138
Figure 77: Trader sends Enquiry Information on his/her own initiative - Sequence Diagram.....	140
Figure 78: Trader sends Enquiry Information on his/her own initiative - Sequence Diagram.....	141
Figure 79: Trader sends Enquiry Information on his/her own initiative - Sequence Diagram.....	143
Figure 80: Trader sends Enquiry Information on his/her own initiative - Sequence Diagram.....	144
Figure 81: Trader sends Enquiry Information on his/her own initiative - Sequence Diagram.....	146
Figure 82: Trader sends Enquiry Information on his/her own initiative - Sequence Diagram.....	147
Figure 83: Trader sends Enquiry Information on his/her own initiative - Sequence Diagram.....	149
Figure 84: Trader sends Enquiry Information on his/her own initiative - Sequence Diagram.....	150
Figure 85: Trader sends Enquiry Information on his/her own initiative - Sequence Diagram.....	152
Figure 86: Trader sends Enquiry Information on his/her own initiative - Sequence Diagram.....	153
Figure 87: Exit Summary Declaration Lodging the EXS - Sequence Diagram	155
Figure 88: Exit Summary Declaration Lodging the EXS - State Diagram.....	156
Figure 89: Exit Summary Declaration Trader at Exit - Sequence Diagram	158
Figure 90: Exit Summary Declaration Trader at Exit - State Diagram.....	159
Figure 91: EXS lodged at another customs office - Lodging the EXS - Sequence Diagram.....	161
Figure 92: EXS lodged at another customs office - Lodging the EXS - State Diagram	162
Figure 93: EXS lodged at another customs office - Trader at Exit - Sequence Diagram.....	163
Figure 94: EXS lodged at another customs office - Trader at Exit - State Diagram	164
Figure 95: Exit specific scenarios - Amendment - Sequence Diagram	167
Figure 96: Exit specific scenarios - Amendment - State Diagram.....	168
Figure 97: Exit notification not received - Sequence Diagram	171
Figure 98: Exit notification not received - State Diagram	172
Figure 99: Exit through other systems - Sequence Diagram	173
Figure 100: Exit through other systems - State Diagram	174
Figure 101: Exit Summary Declaration Diversion- Sequence Diagram.....	175
Figure 102: Exit Summary Declaration Diversion- State Diagram.....	176
Figure 103: Exit Summary Declaration Invalidation - Sequence Diagram.....	178
Figure 104: Exit Summary Declaration Invalidation - State Diagram	179
Figure 105: Re-Export Notification - Sequence Diagram.....	181
Figure 106: Re-Export Notification - State Diagram	182
Figure 107: Re-Export Notification amendment accepted - Sequence Diagram	185
Figure 108: Re-Export Notification amendment accepted - State Diagram.....	186
Figure 109: Re-Export Notification amendment rejected - Sequence Diagram.....	188
Figure 110: Re-Export Notification amendment rejected - State Diagram	189
Figure 111: Exit Specific Scenarios - Exit Notification not received - Sequence Diagram	191
Figure 112: Exit Specific Scenarios - Exit Notification not received - Sequence Diagram	192
Figure 113: Rejection of Exit Notification - Sequence Diagram	194
Figure 114: Rejection of Exit Notification - State Diagram.....	195
Figure 115: Exit through other systems - Sequence Diagram	197
Figure 116: Exit through other systems - State Diagram	198
Figure 117: Re-Export Notification Invalidation - Sequence Diagram.....	200
Figure 118: Re-Export Notification Invalidation - State Diagram	201

Table 1: System Parameters	11
Table 2: State Diagrams Notation	11
Table 3: Revenue Exchanged Messages	13

2 Introduction

2.1 Purpose

The purpose of this document is to describe the information (messages) Traders will be exchanging with the Revenue Commissioners.

This document is divided into the following functional areas:

- a. Export Process
 - i. Export specific scenarios
 - ii. Centralised Clearance
 - iii. Declaration Invalidation
 - iv. Simplified and Supplementary Declaration
 - v. Goods under Excise duty suspension arrangement
 - vi. Exit specific scenarios
 - vii. Export Followed by Transit
 - viii. Diversions
 - ix. Query Movement Information
 - x. Enquiry Procedure
 - xi. Exceptions of message sequencing in the Common Domain
- b. Exit Summary Declaration (EXS)
 - i. Lodgement specific scenarios
 - ii. Exit specific scenarios
 - iii. Diversions
 - iv. Exit Summary Declaration Invalidation
- c. Re-Export Notification
 - i. Registration specific scenarios
 - ii. Exit specific scenarios
 - iii. Re-Export Notification Invalidation

For each functional area, the document contains:

- A Sequence Diagram describing the messages exchanged between Traders and the Revenue Commissioners at a logical level, this excludes technical details
- Declaration state transition diagrams. Where possible, state transition diagrams have been included that show all possible states that a declaration can acquire during processing and the action/messages that cause the transition.

Summary Use Cases that describe the possible flows.

2.2 Related documents

This document should be read in conjunction with the following documents:

Document name	Description
Message Structures	Contains the logical structure of all messages exchanged between traders and the Revenue

Document name	Description
	Commissioners
Codelists	Contains all codelists referred to within the message-structures document
Business Rules and Conditions	Contains all business rules and conditions referred to within the message-structures document and applied during message validation
XSDs	Contains all message XSDs describing the business message content in XML

Table 1: System Parameters

2.3 Notation

State Diagrams

Symbol	Meaning	Example
.	Used to notify two consecutive messages sent by one sender	EX562 . EX862 Both EX562 and EX862 are sent, in that order, by the same sender without receiving a response in between. The time elapsed in between depends on the scenario.
^	Used to notify a response to a previous message or event	Controls ^ IE560 Controls will be performed, therefore IE560 is sent
,	Can be substituted with OR	EX562 , IE513 , IE504 Either of these messages will have the same impact in terms of movement state

Table 2: State Diagrams Notation

3 Datasets

The following table contains a list of all the messages exchanged between Traders and the Revenue Commissioners for AES.

IE	Root Element	Message Name	Sent by	Related Functionality/Interface
IE504	CC504C	EXPORT DECLARATION AMENDMENT ACCEPTANCE	Revenue	Export Process
IE507	CC507C	ARRIVAL AT EXIT	Trade	Export Process; EXS
IE509	CC509C	EXPORT INVALIDATION DECISION	Revenue	Export Process
IE511	CC511C	EXPORT PRESENTATION NOTIFICATION	Trade	Pre-lodged Export Declaration
IE513	CC513C	EXPORT DECLARATION AMENDMENT	Trade	Export Process
IE514	CC514C	EXPORT INVALIDATION REQUEST	Trade	Export Process
IE515	CC515C	EXPORT DECLARATION	Trade	Export Process

IE	Root Element	Message Name	Sent by	Related Functionality/Interface
IE521	CC521C	DIVERSION REJECTION NOTIFICATION	Revenue	Export Process; EXS
IE522	CC522C	EXIT RELEASE REJECTION	Revenue	Export Process; EXS; Re-Export Notification
IE525	CC525C	EXIT RELEASE NOTIFICATION	Revenue	Export Process; EXS; Re-Export Notification
IE528	CC528C	EXPORT MRN ALLOCATED	Revenue	Export Process
IE529	CC529C	RELEASE FOR EXPORT	Revenue	Export Process
IE531	CC531C	EXPORT OF TIMER FOR SUPPLEMENTARY DECLARATION NOTIFICATION	Revenue	Simplified and Supplementary Declaration
IE547	CC547C	MANIFEST PRESENTATION	Trade	Export Process; EXS; Re-Export Notification
IE548	CC548C	MANIFEST VALIDATION	Revenue	Export Process; EXS; Re-Export Notification
IE551	CC551C	EXPORT NO RELEASE	Revenue	Export Process
IE556	CC556C	REJECTION FROM OFFICE OF EXPORT	Revenue	Export Process
IE557	CC557C	REJECTION FROM OFFICE OF EXIT	Revenue	Export Process; EXS; Re-Export Notification
IE560	CC560C	EXPORT CONTROL DECISION NOTIFICATION	Revenue	Export Process
IE561	CC561C	EXIT CONTROL DECISION NOTIFICATION	Revenue	Export Process; EXS; Re-Export Notification
IE570	CC570C	RE-EXPORT NOTIFICATION	Trade	Re-Export Notification
IE571	CC571C	RE-EXPORT NOTIFICATION REGISTRATION NOTIFICATION	Revenue	Re-Export Notification
IE573	CC573C	RE-EXPORT NOTIFICATION AMENDMENT REQUEST	Trade	Re-Export Notification
IE574	CC574C	RE-EXPORT NOTIFICATION AMENDMENT ACCEPTANCE	Revenue	Re-Export Notification
IE582	CC582C	REQUEST ON NON-EXITED EXPORT	Revenue	Enquiry Procedure
IE583	CC583C	INFORMATION ON NON-EXITED EXPORT	Trade	Enquiry Procedure
IE590	CC590C	EXIT NOTIFICATION	Trade	Export Process; EXS; Re-Export Notification
IE599	CC599C	EXPORT NOTIFICATION	Revenue	Export Process
IE604	CC604C	EXIT SUMMARY DECLARATION AMENDMENT ACCEPTANCE	Revenue	EXS
IE609	CC609C	EXS/REN INVALIDATION DECISION	Revenue	EXS; Re-Export Notification
IE613	CC613C	EXIT SUMMARY DECLARATION AMENDMENT	Trade	EXS
IE614	CC614C	EXS/REN INVALIDATION REQUEST	Trade	EXS; Re-Export Notification

IE	Root Element	Message Name	Sent by	Related Functionality/Interface
IE615	CC615C	EXIT SUMMARY DECLARATION	Trade	EXS
IE628	CC628C	EXIT SUMMARY DECLARATION ACKNOWLEDGEMENT	Revenue	EXS
IE917	CC917C	XML NACK	Revenue	Export Process; EXS
EX515V	EX515V	Export Declaration Acknowledgment	Revenue	Export Process
EX562	EX562	Request Declaration Amendment	Revenue	Export Process
EX862	EX862	Declaration Amendment Request Cancellation	Revenue	Export Process
EX564	EX564	Request Declaration Invalidation	Revenue	Export Process
EX864	EX864	Declaration Invalidation Request Cancellation	Revenue	Export Process
EX582	EX582	Documents Request	Revenue	Export Process
EX583	EX583	Documents Received	Trade	Export Process
EX584	EX584	Request Document Presentation	Revenue	Export Process
EX882	EX882	Documents Upload Request Cancellation	Revenue	Export Process
EX884	EX884	Documents Presentation Request Cancellation	Revenue	Export Process

Table 3: Revenue Exchanged Messages

The required data elements for each dataset, the structure of the data elements within each dataset, as well as the business rules that apply on them can be found in the “AES-Message-Structures” document.

4 Export Process

4.1 Export Process at the Office of Export

4.1.1 Sequence Diagram

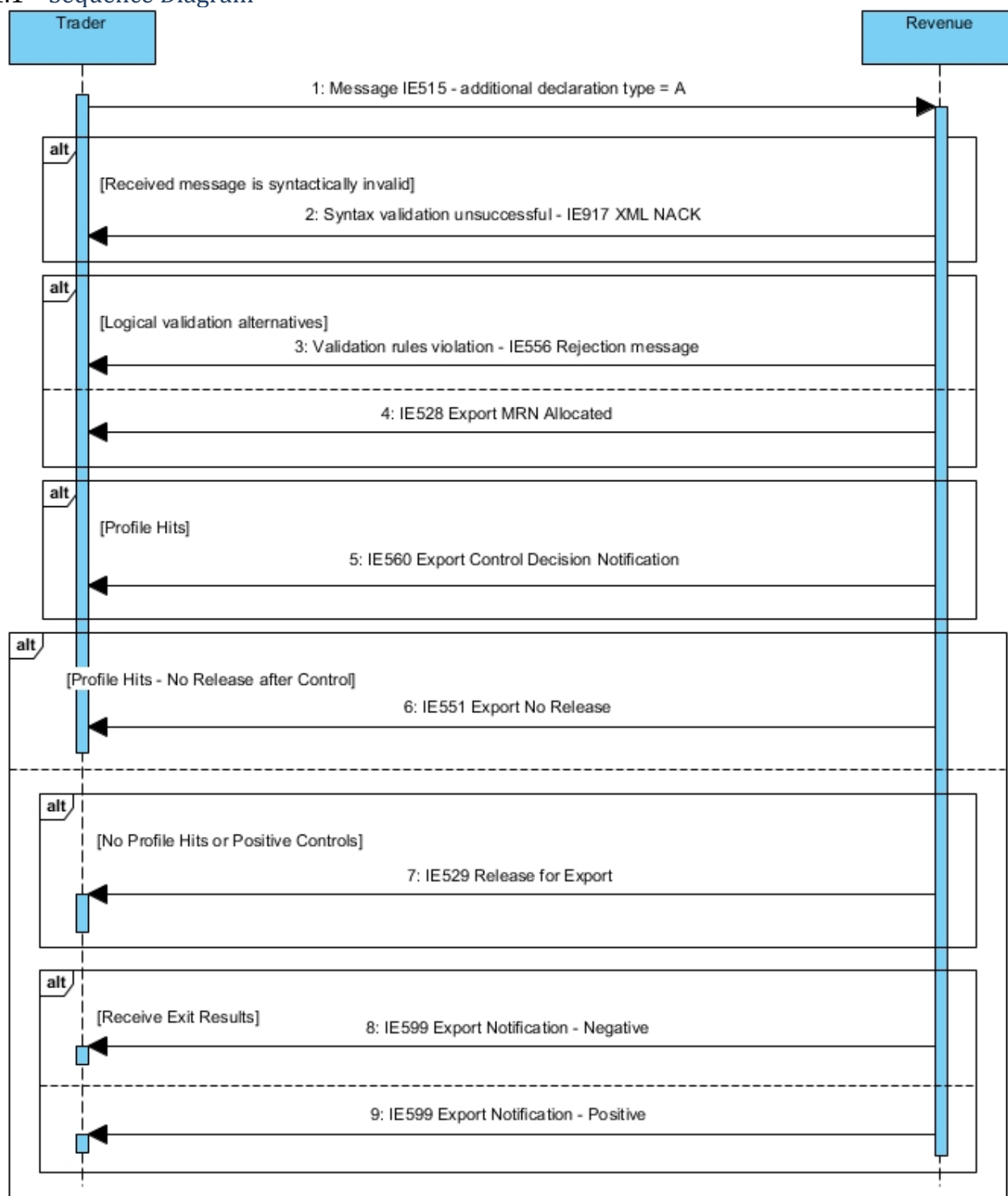


Figure 1: Export process at the Office of Export - Sequence Diagram

4.1.2 State Diagram

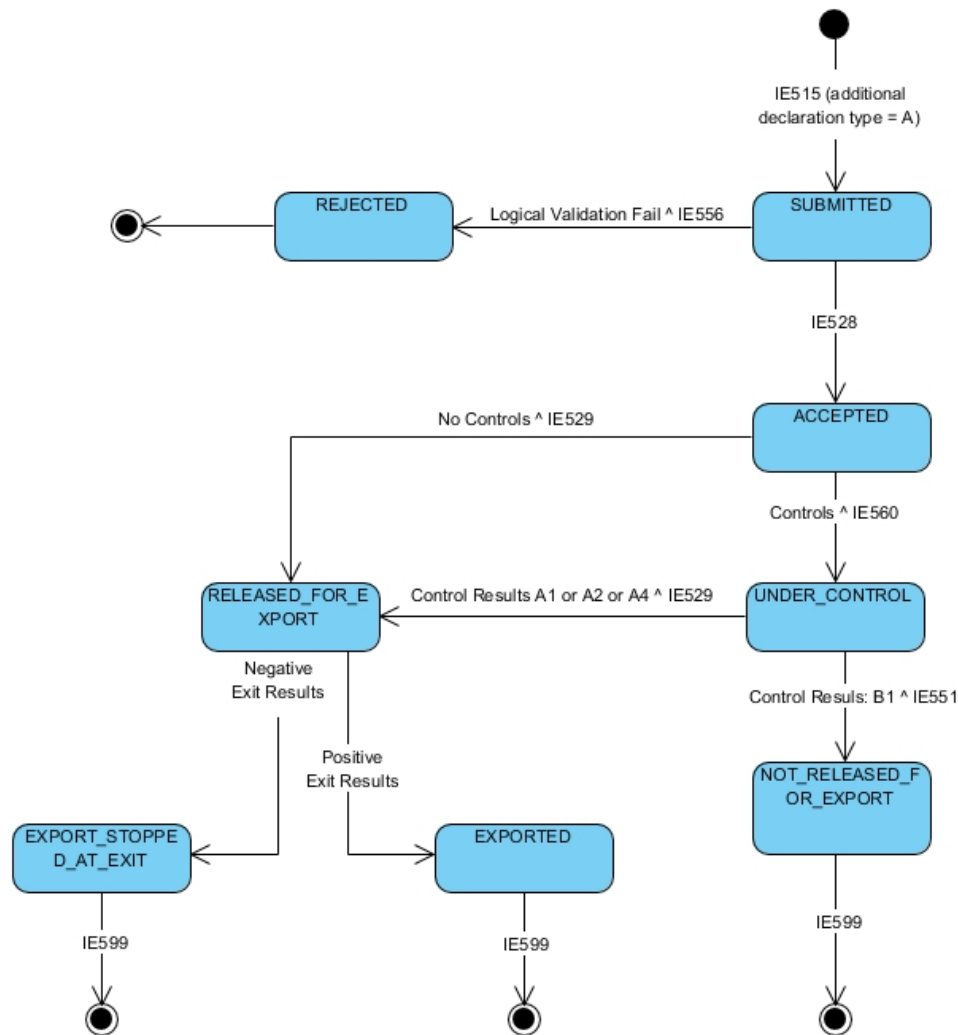


Figure 2: Export process at the Office of Export - State Diagram

4.1.3 Use Case Summary

Preconditions

Lodgement of an IE515 with additional declaration type 'A' (Standard customs declaration under Article 162 of the Code)

- **Core Flow – Export process at Office of Export**

1. The Declarant/Representative submits a Standard Export Declaration (IE515) (additional declaration type = A)
2. The Export Declaration is syntactically valid
3. *The movement state at the Customs Office of Export is set to "Submitted"*
4. The Export Declaration is logically valid
5. Revenue accepts the declaration, generates MRN and sends IE528 to the Declarant/Representative
6. *The movement state at the Customs Office of Export is set to "Accepted"*
7. The Goods are authorized for Export
8. Revenue sends the IE529 'Release for Export' to the Declarant/Representative
9. *The movement state at the Customs Office of Export is set to "Goods Released for Export"*
10. The Exit Results are positive
11. *The movement state at the Customs Office of Export is set to "Exported"*
12. Revenue notifies the Declarant/Representative with the IE599 'Export Notification'

- **Alt - The declaration is syntactically invalid**

1. The Declarant/Representative submits a Standard Export Declaration (IE515) (additional declaration type = A)
2. The IE515 message is syntactically invalid
3. Revenue sends an IE917 XML NACK message to the Trader

- **Alt - The declaration is logically invalid - Rejection of declaration**

1. The Declarant/Representative submits a Standard Export Declaration (IE515) (additional declaration type = A)
2. The Export Declaration is syntactically valid
3. *The movement state at the Customs Office of Export is set to "Submitted"*
4. Revenue validates the Export Declaration.
5. The Export Declaration is logically invalid
6. Revenue rejects the declaration and sends the IE556 to the Declarant/Representative
7. *The movement state at the Customs Office of Export is set to "Rejected"*

- **Alt - Control at Export with release for Export – Goods Exported**

1. The Declarant/Representative submits a Standard Export Declaration (IE515) (additional declaration type = A)
2. The Export Declaration is syntactically valid
3. *The movement state at the Customs Office of Export is set to "Submitted"*
4. The Export Declaration is logically valid
5. Revenue accepts the declaration, generates MRN and sends IE528 to the Declarant/Representative

6. *The movement state at the Customs Office of Export is set to "Accepted"*
7. Revenue decides to control the goods
8. Revenue sends the IE560 'Export Control Decision Notification' to the Declarant/Representative
9. *The movement state at the Customs Office of Export is set to "Under Control"*
10. The control results are satisfactory. The Goods are authorized for Export (Results A1:Satisfactory, A2:Considered satisfactory, A4:Minor discrepancies)
11. Revenue sends the IE529 'Release for Export' to the Declarant/Representative
12. *The movement state at the Customs Office of Export is set to "Goods Released for Export"*
13. The Exit Results are positive
14. *The movement state at the Customs Office of Export is set to "Exported"*
15. Revenue notifies the Declarant/Representative with the IE599 'Export Notification'

- **Alt - Control at Export with release for Export - Goods Not Exported**

1. The Declarant/Representative submits a Standard Export Declaration (IE515) (additional declaration type = A)
2. The Export Declaration is syntactically valid
3. *The movement state at the Customs Office of Export is set to "Submitted"*
4. The Export Declaration is logically valid
5. Revenue accepts the declaration, generates MRN and sends IE528 to the Declarant/Representative
6. *The movement state at the Customs Office of Export is set to "Accepted"*
7. Revenue sends the IE560 'Export Control Decision Notification' to the Declarant/Representative
8. *The movement state at the Customs Office of Export is set to "Under Control"*
9. The control results are satisfactory. The Goods are authorized for Export (Results A1:Satisfactory, A2:Considered satisfactory, A4:Minor discrepancies)
10. Revenue sends the IE529 'Release for Export' to the Declarant/Representative
11. *The movement state at the Customs Office of Export is set to "Goods Released for Export"*
12. The Exit Results are negative
13. *The movement state at the Customs Office of Export is set to "Export Stopped, Discrepancies at Exit"*
14. Revenue notifies the Declarant/Representative with the IE599 'Export Notification'

- **Alt - Control at Export with release for Export refused**

1. The Declarant/Representative submits a Standard Export Declaration (IE515) (additional declaration type = A)
2. The Export Declaration is syntactically valid
3. *The movement state at the Customs Office of Export is set to "Submitted"*
4. The Export Declaration is logically valid
5. Revenue accepts the declaration, generates MRN and sends IE528 to the Declarant/Representative
6. *The movement state at the Customs Office of Export is set to "Accepted"*
7. Revenue sends the IE560 'Export Control Decision Notification' to the Declarant/Representative
8. *The movement state at the Customs Office of Export is set to "Under Control"*
9. The control results are unsatisfactory. The Goods are NOT authorized for Export (B1: Unsatisfactory)

10. Revenue notifies the Declarant/Representative with the IE551 'Export No Release'
11. The movement state at the Customs Office of Export is set to "Not Released for Export".

- **Alt – Export process at Office of Export – Discrepancies at Exit**

1. The Declarant/Representative submits a Standard Export Declaration (IE515) (additional declaration type = A)
2. The Export Declaration is syntactically valid
3. *The movement state at the Customs Office of Export is set to "Submitted"*
4. The Export Declaration is logically valid
5. Revenue accepts the declaration, generates MRN and sends IE528 to the Declarant/Representative
6. *The movement state at the Customs Office of Export is set to "Accepted"*
7. The Goods are authorized for Export
8. Revenue sends the IE529 'Release for Export' to the Declarant/Representative
9. *The movement state at the Customs Office of Export is set to "Goods Released for Export"*
10. The Exit Results are negative
1. *The movement state at the Customs Office of Export is set to "Export Stopped, Discrepancies at Exit"*
11. Revenue notifies the Declarant/Representative with the IE599 'Export Notification'

- **Alt - Control at Export with release for Export – Discrepancies at Exit**

2. The Declarant/Representative submits a Standard Export Declaration (IE515) (additional declaration type = A)
3. The Export Declaration is syntactically valid
4. *The movement state at the Customs Office of Export is set to "Submitted"*
5. The Export Declaration is logically valid
6. Revenue accepts the declaration, generates MRN and sends IE528 to the Declarant/Representative
7. *The movement state at the Customs Office of Export is set to "Accepted"*
8. Revenue sends the IE560 'Export Control Decision Notification' to the Declarant/Representative
9. The Goods are authorized for Export
10. Revenue sends the IE529 'Release for Export' to the Declarant/Representative
11. *The movement state at the Customs Office of Export is set to "Goods Released for Export"*
12. The Exit Results are negative
13. *The movement state at the Customs Office of Export is set to "Export Stopped, Discrepancies at Exit"*
14. Revenue notifies the Declarant/Representative with the IE599 'Export Notification'

4.2 Export Process at the Office of Exit

4.2.1 Sequence Diagram

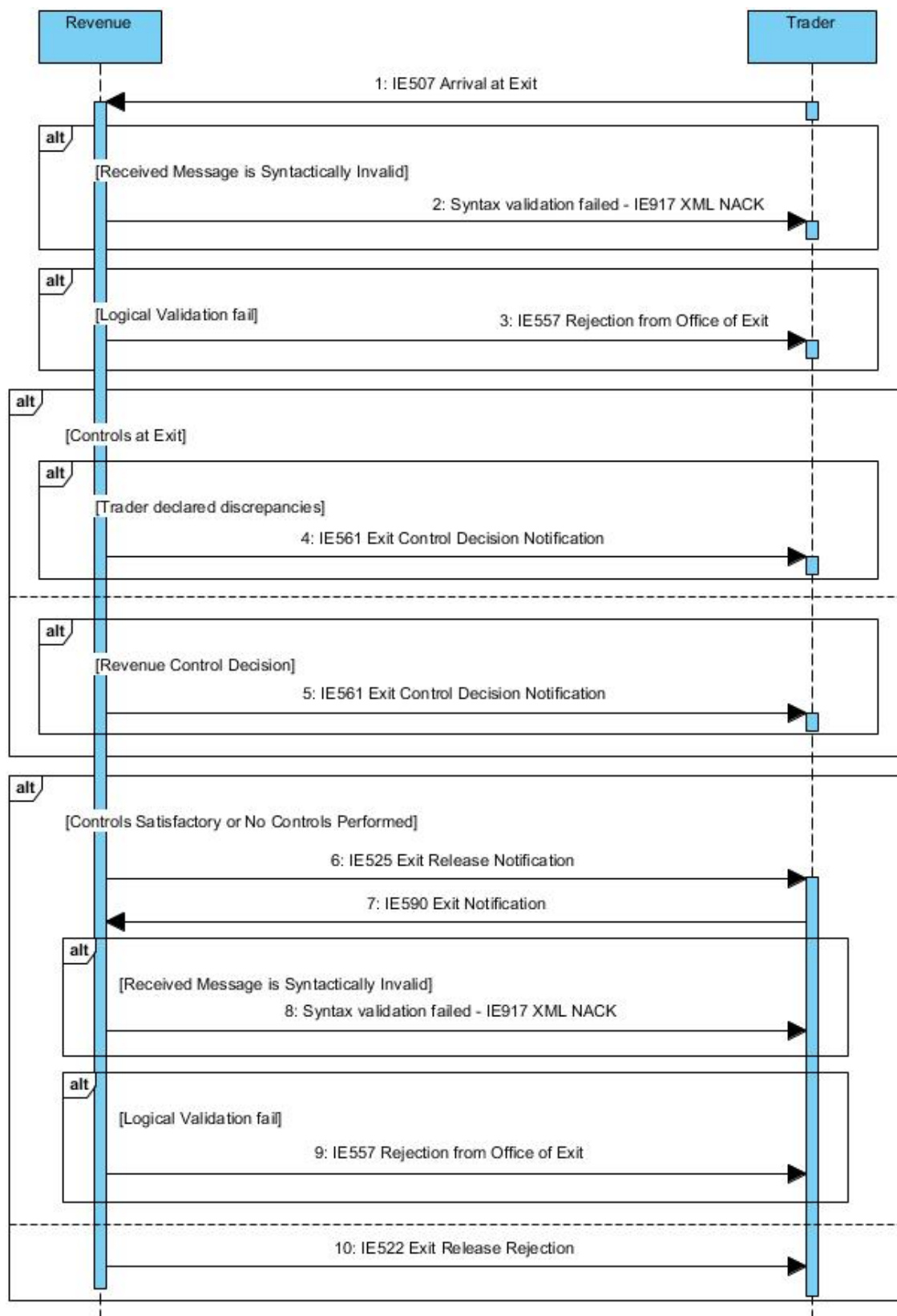


Figure 3: Export process at the Office of Exit - Sequence Diagram

4.2.2 State Diagram

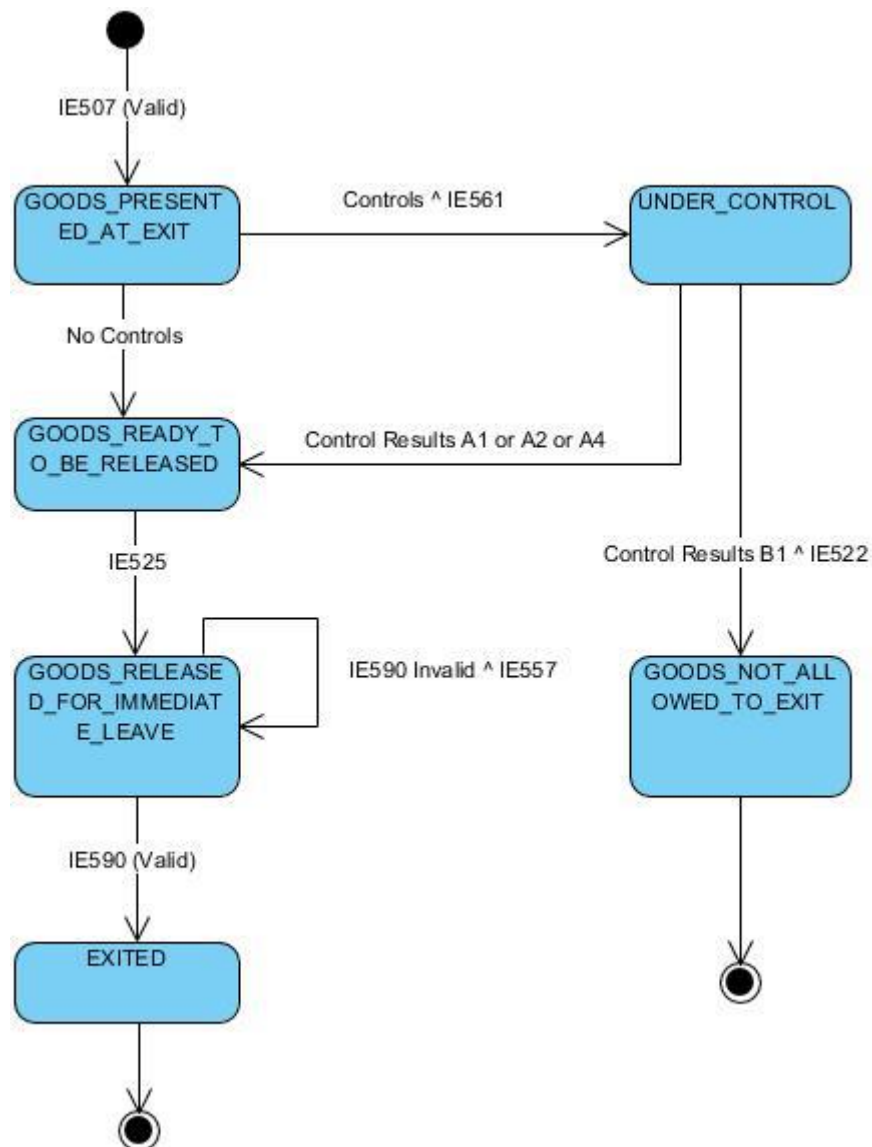


Figure 4: Export process at the Office of Exit - State Diagram

4.2.3 Use Case Summary

The following user stories depict the Export Core Flow from the perspective of Trader at Exit. All the possible alternative core flows are presented here. The flow after the submission of the IE507 Arrival at Exit message has the following variations:

- **Revenue initiated controls**
In this scenario, Revenue decides to control the Goods.
- **Trader reports discrepancies**
In this scenario, the Trader at Exit informs the Office of Exit via 'IE507-Arrival at Exit' that Discrepancies exist.
- **Core Flow - Export process at Office of Exit**
 1. The Trader at Exit sends IE507 'Arrival at Exit'
 2. The IE507 'Arrival at Exit' is syntactically valid
 3. The IE507 'Arrival at Exit' is logically valid
 4. *The movement state at the Customs Office of Exit is set to "Goods Presented at Exit"*
 5. The Trader at Exit does not declare any discrepancies
 6. *The movement state at the Customs Office of Exit is set to "Goods Ready to be Released"*
 7. Revenue informs the Trader at Exit with the IE525 'Exit Release Notification'
 8. *The movement state at the Customs Office of Exit is set to "Goods Released for Immediate Leave"*
 9. The Trader at Exit notifies the Customs Office of Exit with IE590 'Exit Notification' that the goods have exited
 10. The IE590 'Exit Notification' is syntactically valid
 11. The IE590 'Exit Notification' is logically valid
 12. *The movement state at the Customs Office of Exit is set to "Exited"*
- **Alt - The IE507 Arrival at Exit is syntactically invalid**
 1. Revenue receives the IE507 'Arrival at Exit' from the Trader at Exit
 2. The IE507 'Arrival at Exit' message is syntactically invalid
 3. Revenue sends an IE917 XML NACK message to the Trader at Exit
- **Alt - The IE507 Arrival at Exit is logically invalid**
 1. The Trader at Exit sends IE507 'Arrival at Exit'
 2. The Arrival at Exit is logically invalid
 3. Revenue rejects the notification and sends the IE557 to the Trader at Exit
- **Alt - The IE590 'Exit Notification' is syntactically invalid**
 1. Revenue receives the IE590 'Exit Notification' from the Trader at Exit
 2. The IE590 'Exit Notification' message is syntactically invalid
 3. Revenue sends an IE917 XML NACK message to the Trader at Exit
- **Alt - The IE590 'Exit Notification' is logically invalid**
 1. The Trader at Exit sends IE590 'Exit Notification'
 2. The Exit Notification is logically invalid
 3. Revenue rejects the notification and sends the IE557 to the Trader at Exit

- **Alt - Revenue decides to control the goods**

1. The Trader at Exit sends IE507 'Arrival at Exit'
2. The IE507 'Arrival at Exit' is syntactically valid
3. The IE507 'Arrival at Exit' is logically valid
4. *The movement state at the Customs Office of Exit is set to "Goods Presented at Exit"*
5. The Trader at Exit does not declare any discrepancies
6. Revenue decides to control the goods
7. Revenue sends the IE561 'Exit Control Decision Notification' to the Trader at Exit
8. *The movement state at the Customs Office of Exit is set to "Under Control"*
9. The control results are satisfactory. The Goods are authorized for Exit
10. *The movement state at the Customs Office of Exit is set to "Goods Ready to be Released"*
11. Revenue informs the Trader at Exit with the IE525 'Exit Release Notification'
12. *The movement state at the Customs Office of Exit is set to "Goods Released for Immediate Leave"*
13. The Trader at Exit notifies the Customs Office of Exit with IE590 'Exit Notification' that the goods have exited
14. The IE590 'Exit Notification' is syntactically valid
15. The IE590 'Exit Notification' is logically valid
16. *The movement state at the Customs Office of Exit is set to "Exited"*

- **Alt - Trader declares discrepancies – Goods allowed to Exit**

1. The Trader at Exit sends IE507 'Arrival at Exit'
2. The IE507 'Arrival at Exit' is syntactically valid
3. The IE507 'Arrival at Exit' is logically valid
4. *The movement state at the Customs Office of Exit is set to "Goods Presented at Exit"*
5. Revenue detects that the Trader at Exit has informed the Customs Office of Exit about potential differences with the initial export declaration. Revenue decides to control the goods
6. Revenue sends the IE561 'Exit Control Decision Notification' to the Trader at Exit
7. *The movement state at the Customs Office of Exit is set to "Under Control"*
8. The control results are satisfactory. The Goods are authorized for Exit
9. *The movement state at the Customs Office of Exit is set to "Goods Ready to be Released"*
10. Revenue informs the Trader at Exit with the IE525 'Exit Release Notification'
11. *The movement state at the Customs Office of Exit is set to "Goods Released for Immediate Leave"*
12. The Trader at Exit notifies the Customs Office of Exit with IE590 'Exit Notification' that the goods have exited
13. The IE590 'Exit Notification' is syntactically valid
14. The IE590 'Exit Notification' is logically valid
15. *The movement state at the Customs Office of Exit is set to "Exited"*

- **Alt - Trader declares discrepancies – Goods not allowed to Exit**

1. The Trader at Exit sends IE507 'Arrival at Exit'
2. The IE507 'Arrival at Exit' is syntactically valid
3. The IE507 'Arrival at Exit' is logically valid
4. *The movement state at the Customs Office of Exit is set to "Goods Presented at Exit"*

5. Revenue detects that the Trader at Exit has informed the Customs Office of Exit about potential differences with the initial export declaration. Revenue decides to control the goods
6. Revenue sends the IE561 'Exit Control Decision Notification' to the Trader at Exit
7. *The movement state at the Customs Office of Exit is set to "Under Control"*
8. The control results are unsatisfactory. The Goods are NOT authorized for Exit
9. *The movement state at the Customs Office of Exit is set to "Goods not Allowed to Exit"*
10. Revenue informs the Trader at Exit with the IE522 'Exit Release Rejection'

• **Alt - Revenue initiated controls – Goods not allowed to Exit**

1. The Trader at Exit sends IE507 'Arrival at Exit'
2. The IE507 'Arrival at Exit' is syntactically valid
3. The IE507 'Arrival at Exit' is logically valid
4. *The movement state at the Customs Office of Exit is set to "Goods Presented at Exit"*
5. The Trader at Exit does not declare any discrepancies
6. Revenue decides to control the goods.
7. Revenue sends the IE561 'Exit Control Decision Notification' to the Trader at Exit
8. *The movement state at the Customs Office of Exit is set to "Under Control"*
9. The control results are unsatisfactory. The Goods are NOT authorized for Exit
10. *The movement state at the Customs Office of Exit is set to "Goods not Allowed to Exit"*
11. Revenue informs the Trader at Exit with the IE522 'Exit Release Rejection'

4.3 Export Process - Standard Declaration Amendment

4.3.1 Sequence Diagram

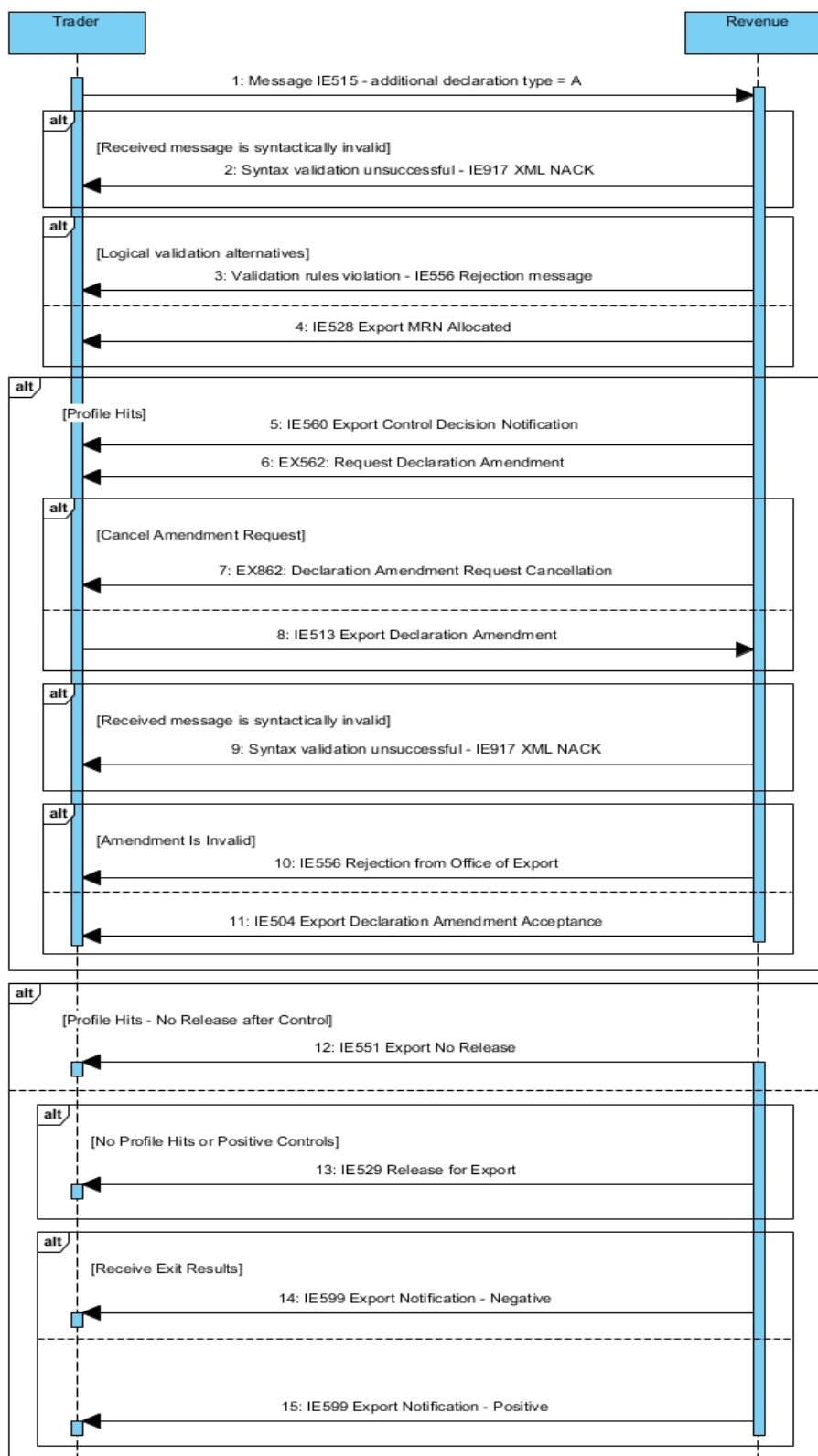


Figure 5: Export process - Standard Declaration Amendment - Sequence Diagram

4.3.2 State Diagram

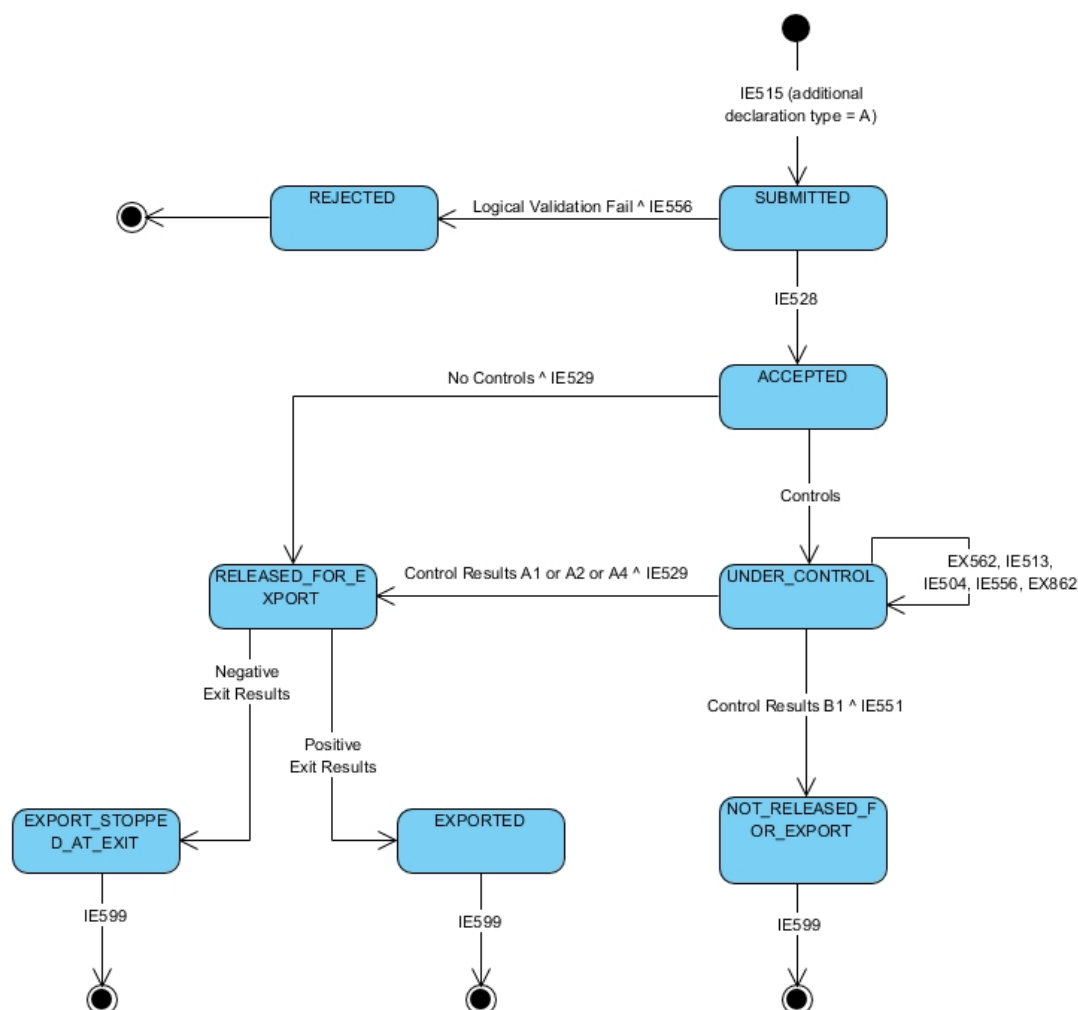


Figure 6: Export process - Standard Declaration Amendment - State Diagram

4.3.3 Use Case Summary

Preconditions

A valid IE515 has been lodged and it is at one of the following states:

- Under Control and requested by the Revenue

• **Core Flow - Standard Declaration amendment accepted**

1. The Declarant/Representative submits a Standard Export Declaration (IE515) (additional declaration type = A)
2. The Export Declaration is syntactically valid
3. *The movement state at the Customs Office of Export is set to "Submitted"*
4. The Export Declaration is logically valid
5. Revenue accepts the declaration, generates MRN and sends IE528 to the Declarant/Representative
6. *The movement state at the Customs Office of Export is set to "Accepted"*
7. Controls must be performed
8. Revenue sends the IE560 'Export Control Decision Notification' to the Declarant/Representative
9. *The movement state at the Customs Office of Export is set to "Under Control"*

10. The Control Officer requests from the Trader at Export to submit an IE513 Declaration Amendment. Revenue sends EX562: Request Declaration Amendment
11. The Declarant/Representative submits a Declaration Amendment (IE513)
12. The Amendment is valid
13. Revenue sends IE504 to the Declarant/Representative.
14. The control results are satisfactory. (Results A1:Satisfactory, A2:Considered satisfactory, A4:Minor discrepancies)
15. The Goods are authorized for Export
16. Revenue sends the IE529 'Release for Export' to the Declarant/Representative
17. *The movement state at the Customs Office of Export is set to "Goods Released for Export"*
18. The Exit Results are positive
19. *The movement state at the Customs Office of Export is set to "Exported"*
20. Revenue notifies the Declarant/Representative with the IE599 'Export Notification'

- **Alt - Standard Declaration amendment rejected**

1. The Declarant/Representative submits a Standard Export Declaration (IE515) (additional declaration type = A)
2. The Export Declaration is syntactically valid
3. *The movement state at the Customs Office of Export is set to "Submitted"*
4. The Export Declaration is logically valid
5. Revenue accepts the declaration, generates MRN and sends IE528 to the Declarant/Representative
6. *The movement state at the Customs Office of Export is set to "Accepted"*
7. Controls must be performed.
8. Revenue sends the IE560 'Export Control Decision Notification' to the Declarant/Representative
9. *The movement state at the Customs Office of Export is set to "Under Control"*
10. The Control Officer requests from the Trader at Export to submit an IE513 Declaration Amendment. Revenue sends EX562: Request Declaration Amendment
11. The Declarant/Representative submits an IE513 Declaration Amendment
12. The Amendment is NOT valid
13. Revenue sends IE556 to the Declarant/Representative.
14. The Trader at Export must submit a valid IE513 Declaration Amendment

- **Alt - The declaration is syntactically invalid**

1. The Declarant/Representative submits an IE513 Declaration Amendment
2. The IE513 message is syntactically invalid
3. Revenue sends an IE917 XML NACK message to the Trader

- **Alt - The movement is at incorrect status for amendment**

1. The Declarant/Representative submits an IE513 Declaration Amendment
2. The status of the movement is at incorrect status for amendment.
3. Revenue sends IE556 to the Declarant/Representative

- **Alt - Revenue cancels the Amendment Request**
 1. The Control Officer requests from the Trader at Export to submit an IE513 Declaration Amendment. Revenue sends EX562: Request Declaration Amendment
 2. Control Officer decides to cancel the Amendment Request
 3. Revenue sends EX862: Declaration Amendment Request Cancellation to the Declarant/Representative

4.4 Export Process – Pre Lodged Declaration

4.4.1 Declaration submission prior to presentation

4.4.1.1 Sequence Diagram

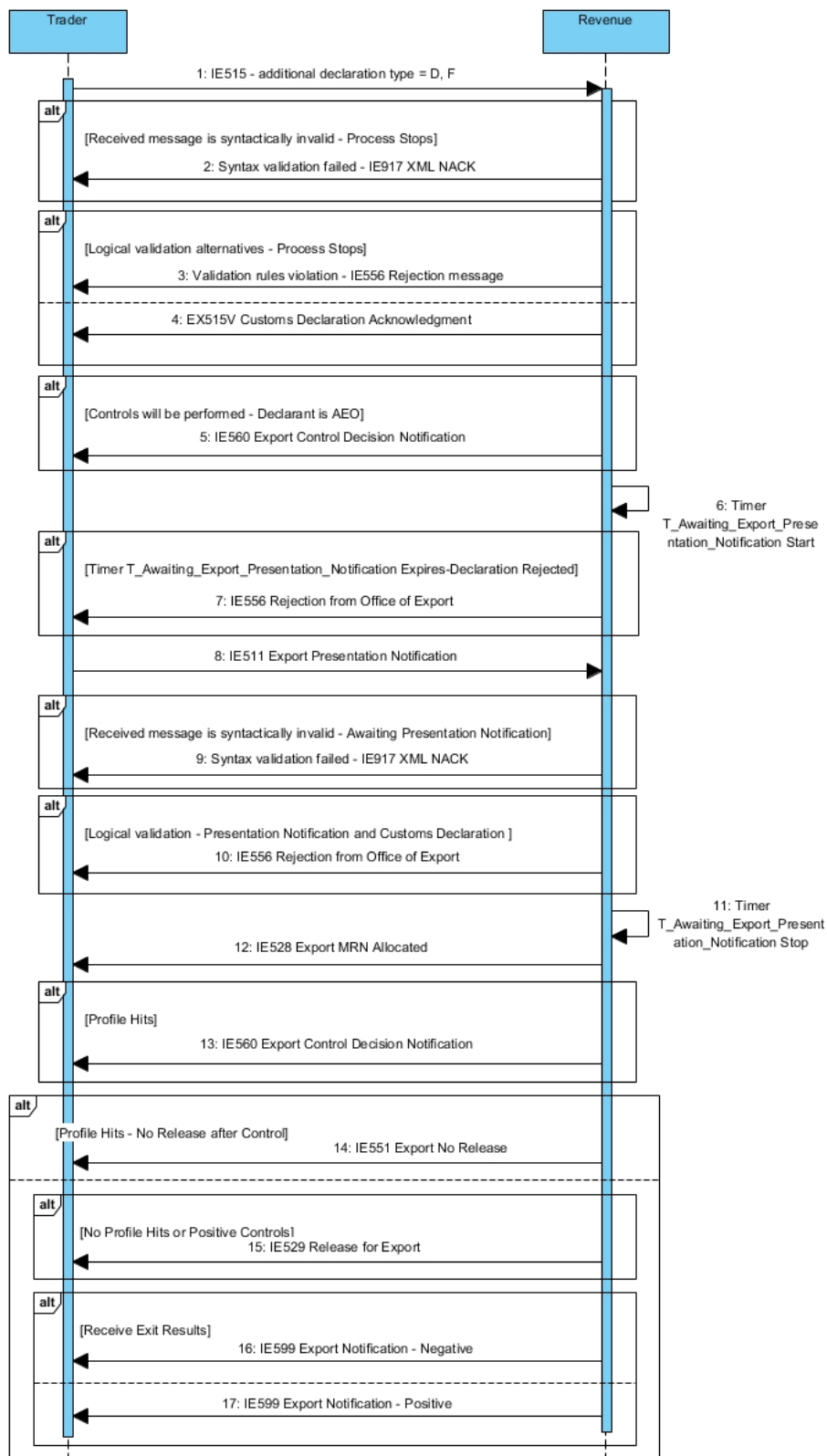


Figure 7: Pre Lodged Declaration - Sequence Diagram

4.4.1.2 State Diagram

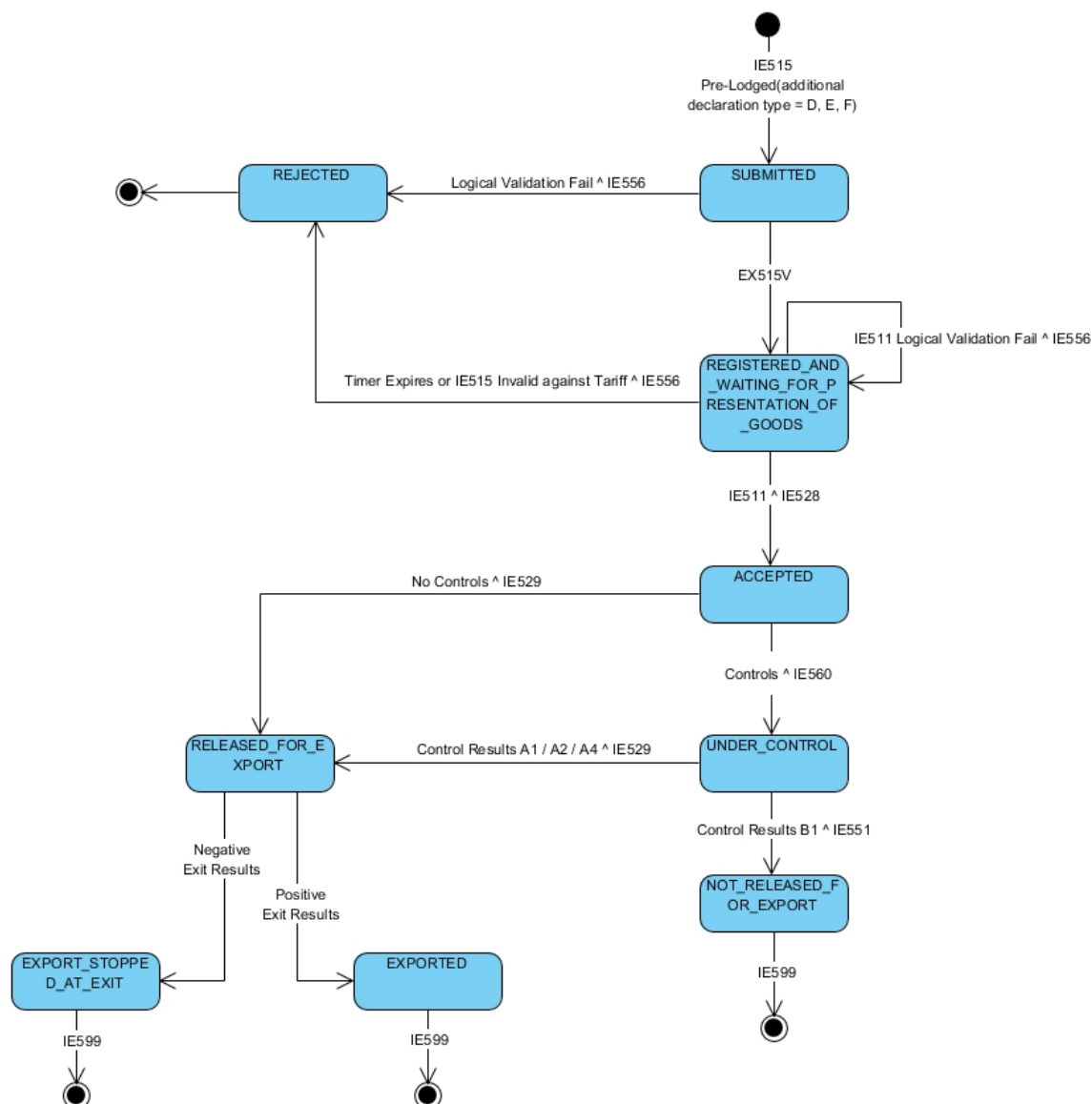


Figure 8: Pre Lodged Declaration - State Diagram

4.4.1.3 Use Case Summary

When a valid Pre-Lodged declaration is received, Revenue will allocate the MRN which will be communicated to the Declarant via the EX515V 'Export Declaration Acknowledgment' message.

After the lodgement of a valid IE511 'Presentation Notification', the Customs Declaration (IE515) will be validated against Tariff, taking into account the date of acceptance. If the declaration is found invalid, it will be rejected.

Precondition

A IE515 Export Declaration is lodged without the Goods being presented (Additional Declaration Type=D, F).

NOTE:

Currently, Additional Declaration Type = 'E' is not permitted to be lodged.

- **Core Flow – Pre Lodged Declaration – Positive Exit Results**

1. The Declarant/Representative submits a Standard Export Declaration (IE515) (additional declaration type = D, F)
2. The Export Declaration is syntactically valid
3. *The movement state at the Customs Office of Export is set to "Submitted"*
4. The Export Declaration is logically valid
5. Revenue sends EX515V to the Declarant/Representative
6. *The movement state at the Customs Office of Export is set to "Registered and Waiting for Presentation of Goods"*
7. Revenue starts the T_Awaiting_Export_Presentation_Notification timer
8. The Declarant/Representative submits a Presentation Notification (IE511)
9. The Notification is syntactically valid
10. The Notification is logical valid
11. The Customs Declaration (IE515) is valid against Tariff
12. Revenue stops the T_Awaiting_Export_Presentation_Notification timer

Note: *The rest of the flow is according to 'Core Flow for Office of Export'*

13. Revenue accepts the declaration, generates MRN and sends IE528 to the Declarant/Representative
14. *The movement state at the Customs Office of Export is set to "Accepted"*
15. The Goods are authorized for Export
16. Revenue send the IE529 'Release for Export' to the Declarant/Representative
17. *The movement state at the Customs Office of Export is set to "Goods Released for Export"*
18. The Exit Results are positive
19. *The movement state at the Customs Office of Export is set to "Exported"*
20. Revenue notifies the Declarant/Representative with the IE599 'Export Notification'

- **Core Flow – Pre Lodged Declaration – Negative Exit Results**

1. The Declarant/Representative submits a Standard Export Declaration (IE515) (additional declaration type = D, F)
2. The Export Declaration is syntactically valid
3. *The movement state at the Customs Office of Export is set to "Submitted"*
4. The Export Declaration is logically valid
5. Revenue sends EX515V to the Declarant/Representative
6. *The movement state at the Customs Office of Export is set to "Registered and Waiting for Presentation of Goods"*
7. Revenue starts the T_Awaiting_Export_Presentation_Notification timer
8. The Declarant/Representative submits a Presentation Notification (IE511)
9. The Notification is syntactically valid
10. The Notification is logical valid
11. The Customs Declaration (IE515) is valid against Tariff
12. Revenue stops the T_Awaiting_Export_Presentation_Notification timer

Note: *The rest of the flow is according to 'EXP-Core Flow for Office of Export'*

13. Revenue accepts the declaration, generates MRN and sends IE528 to the Declarant/Representative

14. *The movement state at the Customs Office of Export is set to "Accepted"*
15. The Goods are authorized for Export
16. Revenue send the IE529 'Release for Export' to the Declarant/Representative
17. *The movement state at the Customs Office of Export is set to "Goods Released for Export"*
18. The Exit Results are Negative
19. *The movement state at the Customs Office of Export is set to "Export Stopped, Discrepancies at Exit"*
20. Revenue notifies the Declarant/Representative with the IE599 'Export Notification'

- **Alt - The declaration is syntactically invalid**

1. The Declarant/Representative submits a Standard Export Declaration (IE515) (additional declaration type = D, F)
2. The IE515 message is syntactically invalid
3. Revenue sends an IE917 XML NACK message to the Declarant/Representative

- **Alt - The declaration is logically invalid**

1. The Declarant/Representative submits a Standard Export Declaration (IE515) (additional declaration type = D, F)
2. The Export Declaration is syntactically valid
3. *The movement state at the Customs Office of Export is set to "Submitted"*
4. The Export Declaration is logically invalid
5. Revenue rejects the declaration and sends the IE556 to the Declarant/Representative
6. *The movement state at the Customs Office of Export is set to "Rejected"*

- **Alt - IE511 Presentation Notification is syntactically invalid**

1. The Declarant/Representative submits a Standard Export Declaration (IE515) (additional declaration type = D, F)
2. The Export Declaration is syntactically valid
3. *The movement state at the Customs Office of Export is set to "Submitted"*
4. The Export Declaration is logically valid
5. Revenue sends EX515V to the Declarant/Representative
6. *The movement state at the Customs Office of Export is set to "Registered and Waiting for Presentation of Goods"*
7. Revenue starts the T_Awaiting_Export_Presentation_Notification timer
8. The Declarant/Representative submits a Presentation Notification (IE511)
9. The Notification is syntactically invalid
10. Revenue sends an IE917 XML NACK message to the Declarant/Representative
11. Revenue is awaiting for the Presentation of Goods

- **Alt - IE511 Presentation Notification is logically invalid**

1. The Declarant/Representative submits a Standard Export Declaration (IE515) (additional declaration type = D, F)
2. The Export Declaration is syntactically valid
3. *The movement state at the Customs Office of Export is set to "Submitted"*
4. The Export Declaration is logically valid

5. Revenue sends EX515V to the Declarant/Representative
 6. *The movement state at the Customs Office of Export is set to "Registered and Waiting for Presentation of Goods"*
 7. Revenue starts the T_Awaiting_Export_Presentation_Notification timer
 8. The Declarant/Representative submits a Presentation Notification (IE511)
 9. The Notification is syntactically valid
 10. The Notification is logically invalid
 11. Revenue rejects the declaration and sends the IE556 to the Declarant/Representative (IE511 is invalid or the Customs Declaration (IE515) is invalid against Tariff)
 12. Revenue is waiting for the Presentation of Goods
- **Alt - T_Awaiting_Export_Presentation_Notification timer expires**
 1. The Declarant/Representative submits a Standard Export Declaration (IE515) (additional declaration type = D, F)
 2. The Export Declaration is syntactically valid
 3. *The movement state at the Customs Office of Export is set to "Submitted"*
 4. The Export Declaration is logically valid
 5. Revenue sends EX515V to the Declarant/Representative
 6. *The movement state at the Customs Office of Export is set to "Registered and Waiting for Presentation of Goods"*
 7. Revenue starts the T_Awaiting_Export_Presentation_Notification timer
 8. Timer T_Awaiting_Export_Presentation_Notification expires
 9. Revenue rejects the declaration and sends the IE556 to the Declarant/Representative
 10. *The movement state at the Customs Office of Export is set to "Rejected"*
 - **Alt - Controls must be performed – Declarant is AEO – Satisfactory control results**
 1. The Declarant/Representative submits a Standard Export Declaration (IE515) (additional declaration type = D, F)
 2. The Export Declaration is syntactically valid
 3. *The movement state at the Customs Office of Export is set to "Submitted"*
 4. The Export Declaration is logically valid
 5. The Export Declaration will be Red/Orange/Yellow routed
 6. Revenue sends EX515V to the Declarant/Representative
 7. *The movement state at the Customs Office of Export is set to "Registered and Waiting for Presentation of Goods"*
 8. The Declarant/Representative is AEO. Revenue sends the IE560 Export Control Decision Notification to the Declarant/Representative (Notification Type 2: Intention to Control)
 9. Revenue starts the T_Awaiting_Export_Presentation_Notification timer
 10. The Declarant/Representative submits a Presentation Notification (IE511)
 11. The Notification is syntactically valid
 12. The notification is logical valid
 13. The Customs Declaration (IE515) is valid against Tariff
 14. Revenue stops the T_Awaiting_Export_Presentation_Notification timer
 15. Revenue accepts the declaration, generates MRN and sends IE528 to the Declarant/Representative

16. *The movement state at the Customs Office of Export is set to "Accepted"*
17. *The movement state at the Customs Office of Export is set to "Under Control"*
18. Revenue sends the IE560 Export Control Decision Notification to the Declarant/Representative (Notification Type 0: Decision to Control)
19. The control results are satisfactory. The Goods are authorized for Export (Results A1:Satisfactory, A2:Considered satisfactory, A4:Minor discrepancies)
20. Revenue send the IE529 'Release for Export' to the Declarant/Representative
21. *The movement state at the Customs Office of Export is set to "Goods Released for Export"*
22. The Exit Results are positive
23. *The movement state at the Customs Office of Export is set to "Exported"*
24. Revenue notifies the Declarant/Representative with the IE599 'Export Notification'

• **Alt - Controls must be performed – Declarant is NOT AEO – Satisfactory Control results**

1. The Declarant/Representative submits a Standard Export Declaration (IE515) (additional declaration type = D, F)
2. The Export Declaration is syntactically valid
3. *The movement state at the Customs Office of Export is set to "Submitted"*
4. The Export Declaration is logically valid
5. The Export Declaration is Red/Orange/Yellow routed
6. Revenue sends EX515V to the Declarant/Representative
7. *The movement state at the Customs Office of Export is set to "Registered and Waiting for Presentation of Goods"*
8. The Declarant/Representative is NOT an AEO, IE560 Export Control Decision Notification is NOT sent to the Declarant/Representative
9. Revenue starts the T_Awaiting_Export_Presentation_Notification timer
10. The Declarant/Representative submits a Presentation Notification (IE511)
11. The Notification is syntactically valid
12. The notification is logical valid
13. The Customs Declaration (IE515) is valid against Tariff
14. Revenue stops the T_Awaiting_Export_Presentation_Notification timer
15. Revenue accepts the declaration, generates MRN and sends IE528 to the Declarant/Representative
16. *The movement state at the Customs Office of Export is set to "Accepted"*
17. Revenue sends the IE560 Export Control Decision Notification to the Declarant/Representative (Notification Type 0: Decision to Control)
18. *The movement state at the Customs Office of Export is set to "Under Control"*
19. The control results are satisfactory. The Goods are authorized for Export (Results A1:Satisfactory, A2:Considered satisfactory, A4:Minor discrepancies)
20. Revenue send the IE529 'Release for Export' to the Declarant/Representative
21. Revenue starts the T_Receive_Exit_Results timer (Default is 90 days)
22. Revenue starts the T_Certify_Exit timer (Default is 150 days)
23. *The movement state at the Customs Office of Export is set to "Goods Released for Export"*
24. The Exit Results are positive
25. *The movement state at the Customs Office of Export is set to "Exported"*
26. Revenue notifies the Declarant/Representative with the IE599 'Export Notification'

- **Alt - Controls must be performed – Declarant is AEO – Unsatisfactory Control results**

1. The Declarant/Representative submits a Standard Export Declaration (IE515) (additional declaration type = D, F)
2. The Export Declaration is syntactically valid
3. *The movement state at the Customs Office of Export is set to "Submitted"*
4. The Export Declaration is logically valid
5. The Export Declaration will be Red/Orange/Yellow routed
6. Revenue sends EX515V to the Declarant/Representative
7. *The movement state at the Customs Office of Export is set to "Registered and Waiting for Presentation of Goods"*
8. The Declarant/Representative is AEO. Revenue sends the IE560 Export Control Decision Notification to the Declarant/Representative. (Notification Type 2: Intention to Control)
9. Revenue starts the T_Awaiting_Export_Presentation_Notification timer
10. The Declarant/Representative submits a Presentation Notification (IE511)
11. The Notification is syntactically valid
12. The notification is logical valid
13. The Customs Declaration (IE515) is valid against Tariff
14. Revenue stops the T_Awaiting_Export_Presentation_Notification timer
15. Revenue accepts the declaration, generates MRN and sends IE528 to the Declarant/Representative
16. *The movement state at the Customs Office of Export is set to "Accepted"*
17. *The movement state at the Customs Office of Export is set to "Under Control"*
18. Revenue sends the IE560 Export Control Decision Notification to the Declarant/Representative (Notification Type 0: Decision to Control)
19. The control results are unsatisfactory. The Goods are NOT authorized for Export (B1:Unsatisfactory)
20. Revenue notifies the Declarant/Representative with the IE551 'Export No Release'
21. *The movement state at the Customs Office of Export is set to "Not Released for Export"*.

- **Alt - Controls must be performed – Declarant is NOT AEO – Unsatisfactory Control results**

1. The Declarant/Representative submits a Standard Export Declaration (IE515) (additional declaration type = D, F)
2. The Export Declaration is syntactically valid
3. *The movement state at the Customs Office of Export is set to "Submitted"*
4. The Export Declaration is logically valid
5. The Export Declaration will be Red/Orange/Yellow routed
6. Revenue sends EX515V to the Declarant/Representative
7. *The movement state at the Customs Office of Export is set to "Registered and Waiting for Presentation of Goods"*
8. The Declarant/Representative is NOT an AEO, IE560 Export Control Decision Notification is NOT sent to the Declarant/Representative
9. Revenue starts the T_Awaiting_Export_Presentation_Notification timer
10. The Declarant/Representative submits a Presentation Notification (IE511)
11. The Notification is syntactically valid

12. The notification is logical valid
13. The Customs Declaration (IE515) is valid against Tariff
14. Revenue stops the T_Awaiting_Export_Presentation_Notification timer
15. Revenue accepts the declaration, generates MRN and sends IE528 to the Declarant/Representative
16. *The movement state at the Customs Office of Export is set to "Accepted"*
17. Revenue sends the IE560 Export Control Decision Notification to the Declarant/Representative. (Notification Type 0: Decision to Control)
18. *The movement state at the Customs Office of Export is set to "Under Control"*
19. The control results are unsatisfactory. The Goods are NOT authorized for Export (B1:Unsatisfactory)
20. Revenue notifies the Declarant/Representative with the IE551 'Export No Release'
21. *The movement state at the Customs Office of Export is set to "Not Released for Export"*.

4.4.2 Correction of the pre-lodged declaration prior to presentation of goods

4.4.2.1 Sequence Diagram

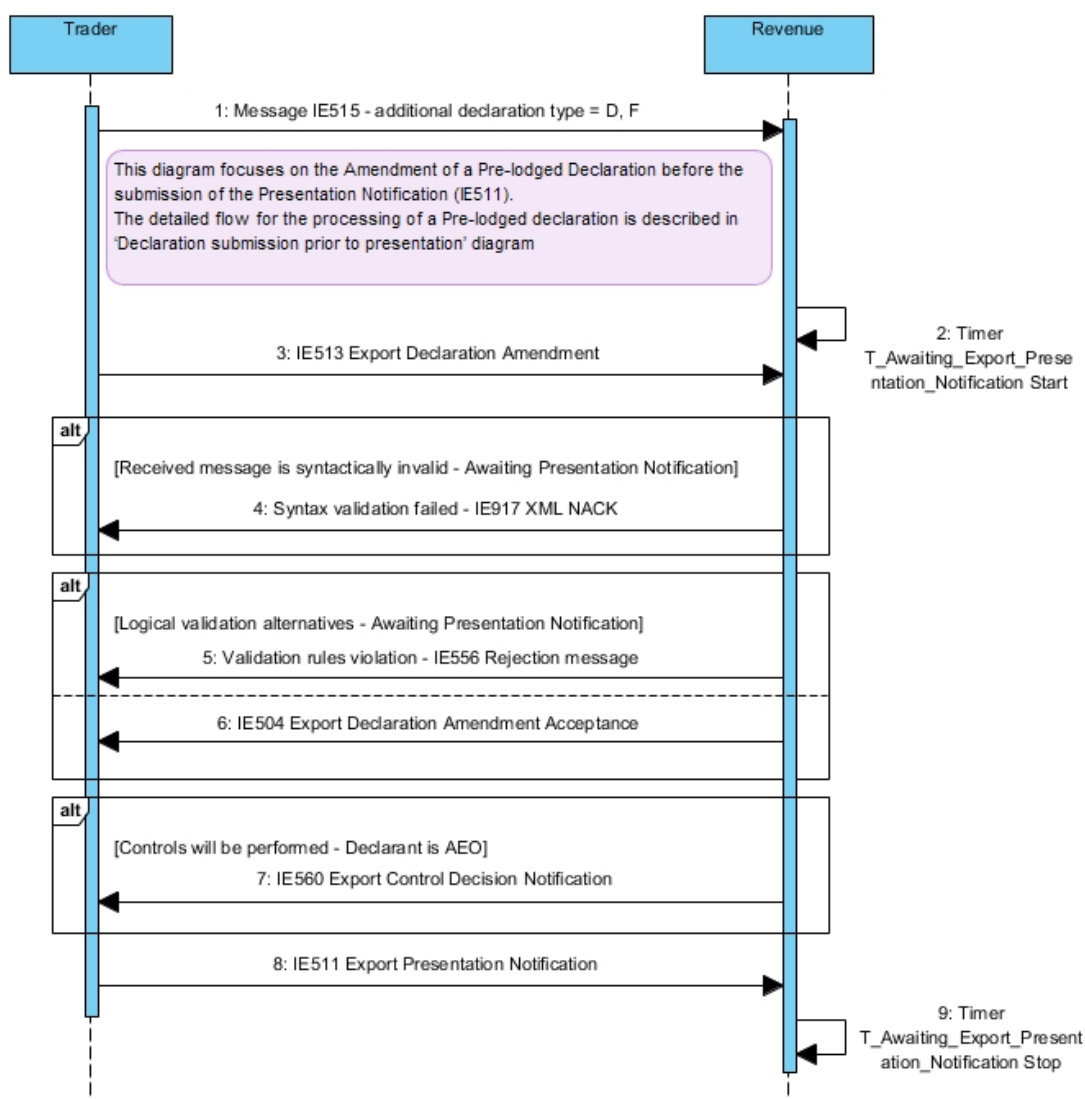


Figure 9: Correction of Pre Lodged Declaration - Sequence Diagram

4.4.2.2 State Diagram

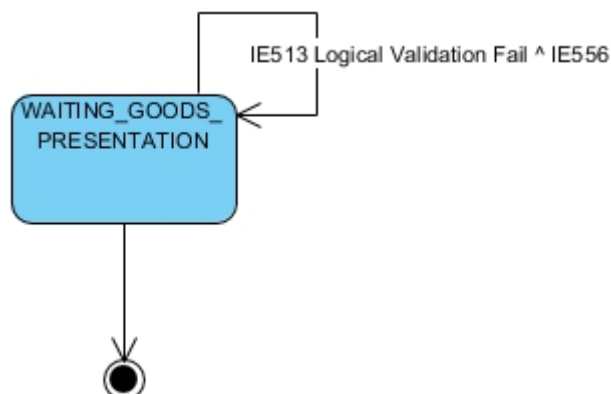


Figure 10: Correction of Pre Lodged Declaration - State Diagram

4.4.2.3 Use Case Summary

The window for submitting a correction for a pre-lodged declaration is the time prior to the submission of the Export Presentation Notification (IE511). Therefore, the following user stories describe the possible scenarios within this period. The full flow with all possible alternatives for a pre-lodged declaration is described in section '4.4.1 Declaration submission prior to presentation'.

- **Correction of the pre-lodged declaration prior to presentation of goods**

1. The T_Awaiting_Export_Presentation_Notification timer is running
2. The Declarant/Representative submits a Declaration Amendment (IE513)
3. The Amendment is syntactically valid
4. The Amendment is logical valid
5. Revenue accepts the amendment
6. Revenue sends IE504 to the Declarant/Representative.
7. Revenue is waiting for the Presentation of Goods

- **Alt - IE513 Amendment is syntactically invalid**

1. The T_Awaiting_Export_Presentation_Notification timer is running
2. The Declarant/Representative submits an Amendment (IE513)
3. The Amendment is syntactically invalid
4. Revenue sends an IE917 XML NACK message to the Declarant/Representative
5. Revenue is waiting for the Presentation of Goods

- **Alt - IE513 Amendment is logically invalid**

1. The T_Awaiting_Export_Presentation_Notification timer is running
2. The Declarant/Representative submits an Amendment (IE513)
3. The Amendment is syntactically valid
4. The Amendment is logically invalid
5. Revenue rejects the Amendment and sends the IE556 to the Declarant/Representative
6. Revenue is waiting for the Presentation of Goods

- **Alt - Controls must be performed – Declarant is NOT AEO**

1. The T_Awaiting_Export_Presentation_Notification timer is running
2. The Declarant/Representative submits a Declaration Amendment (IE513)
3. The Amendment is syntactically valid
4. The Amendment is logical valid
5. Revenue accepts the amendment
6. Controls to be performed
7. The Declarant/Representative is NOT an AEO, IE560 Export Control Decision Notification is NOT sent to the Declarant/Representative
8. Revenue sends IE504 to the Declarant/Representative.
9. Revenue is waiting for the Presentation of Goods

- **Alt - Controls must be performed – Declarant is AEO**

1. The T_Awaiting_Export_Presentation_Notification timer is running
2. The Declarant/Representative submits a Declaration Amendment (IE513)
3. The Amendment is syntactically valid
4. The Amendment is logical valid
5. Revenue accepts the amendment
6. Controls to be performed
7. The Declarant/Representative is AEO. Revenue sends the IE560 Export Control Decision Notification to the Declarant/Representative. (Notification Type 2: Intention to Control)
8. Revenue sends IE504 to the Declarant/Representative.
9. Revenue is waiting for the Presentation of Goods

4.4.3 Cancellation of the pre-lodged declaration prior to presentation of goods

4.4.3.1 Sequence Diagram

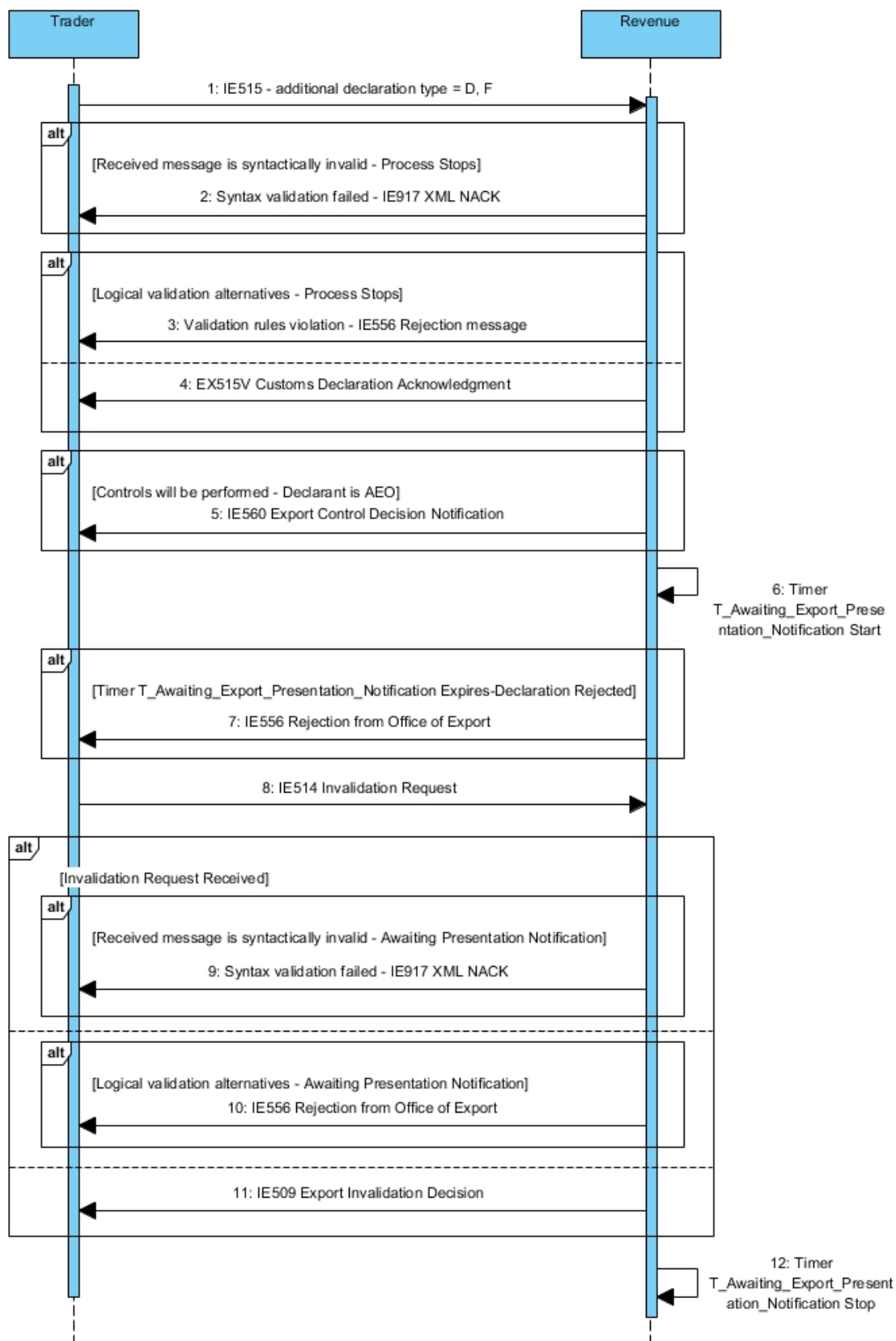


Figure 11: Cancellation of Pre Lodged Declaration - Sequence Diagram

4.4.3.2 State Diagram

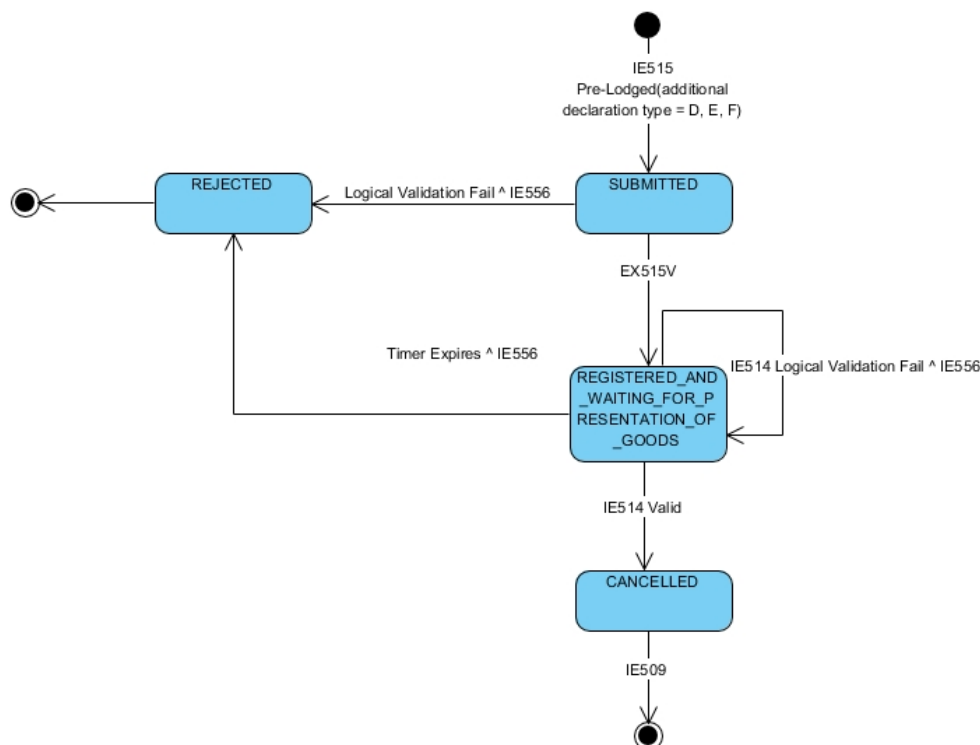


Figure 12: Cancellation of Pre Lodged Declaration - State Diagram

4.4.3.3 Use Case Summary

The window for submitting a cancellation for a pre-lodged declaration is the time prior to the submission of the Export Presentation Notification (IE511). Therefore, the following user stories describe the possible scenarios within this period. The full flow with all possible alternatives for a pre-lodged declaration is described in in section '4.4.1 Declaration submission prior to presentation'.

- **Cancellation of the pre-lodged declaration prior to presentation of goods**

1. The T_Awaiting_Export_Presentation_Notification timer is running
2. The Declarant/Representative submits an Invalidation Request (IE514)
3. The Request is syntactically valid
4. The Request is logical valid
5. Revenue accepts the invalidation
6. Revenue stops the T_Awaiting_Export_Presentation_Notification timer
7. Revenue sends IE509 to the Declarant/Representative.
8. *The movement state at the Customs Office of Export is set to "Cancelled"*

- **Alt - Invalidation Request (IE514) is syntactically invalid**
 1. The T_Awaiting_Export_Presentation_Notification timer is running
 2. The Declarant/Representative submits an Invalidation Request (IE514)
 3. The Request is syntactically invalid
 4. Revenue sends an IE917 XML NACK message to the Declarant/Representative
 5. Revenue is waiting for the Presentation of Goods

- **Alt - Invalidation Request (IE514) is logically invalid**
 1. The T_Awaiting_Export_Presentation_Notification timer is running
 2. The Declarant/Representative submits an Invalidation Request (IE514)
 3. The Request is syntactically valid
 4. The Request is logically invalid
 5. Revenue rejects the declaration and sends the IE556 to the Declarant/Representative
 6. Revenue is waiting for the Presentation of Goods

4.5 Export Process – Export and Exit when the Customs Office of Export is the Customs Office of Exit

4.5.1 Sequence Diagram

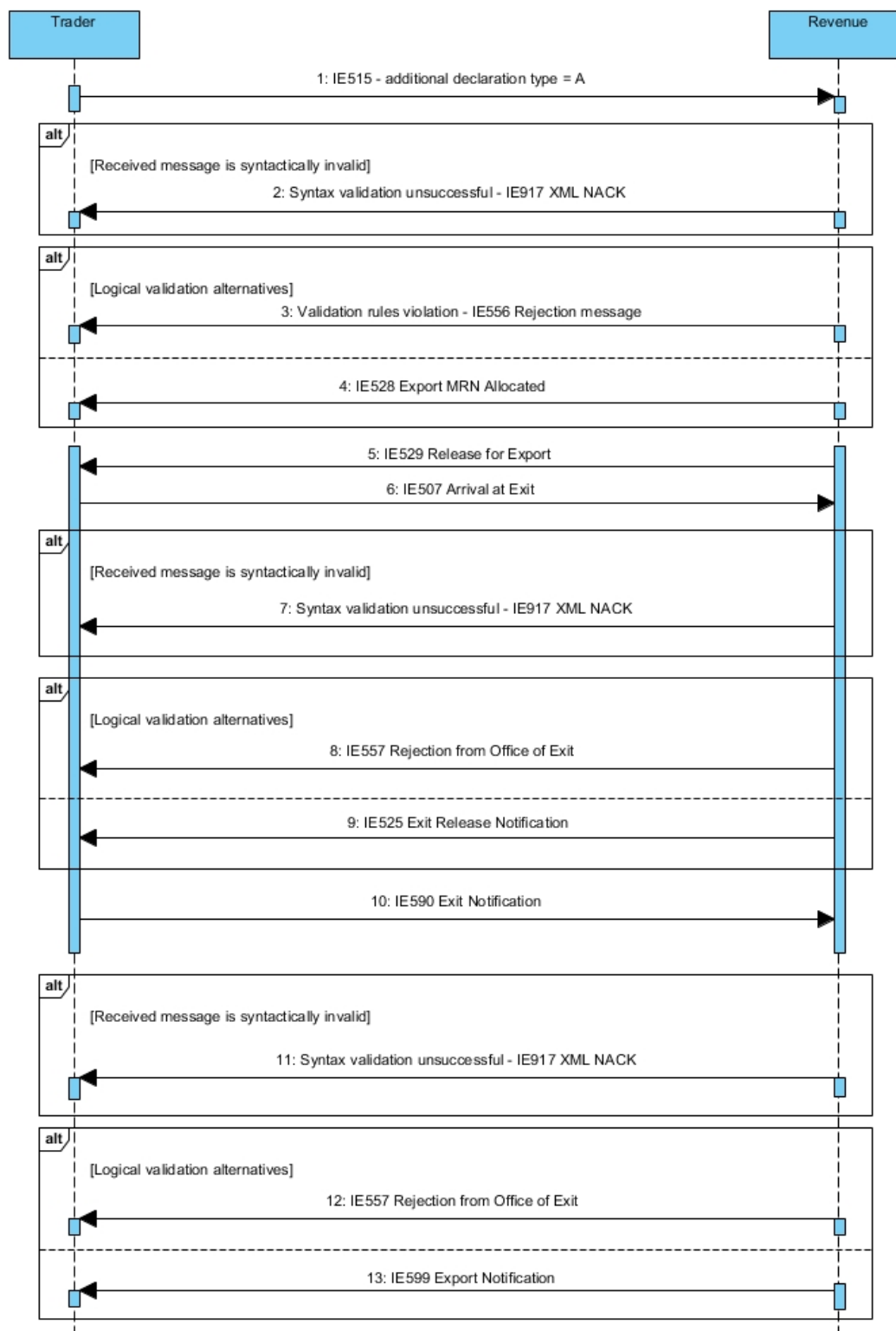


Figure 13: Customs Office of Export is the Customs Office of Exit - Sequence Diagram

4.5.2 State Diagram

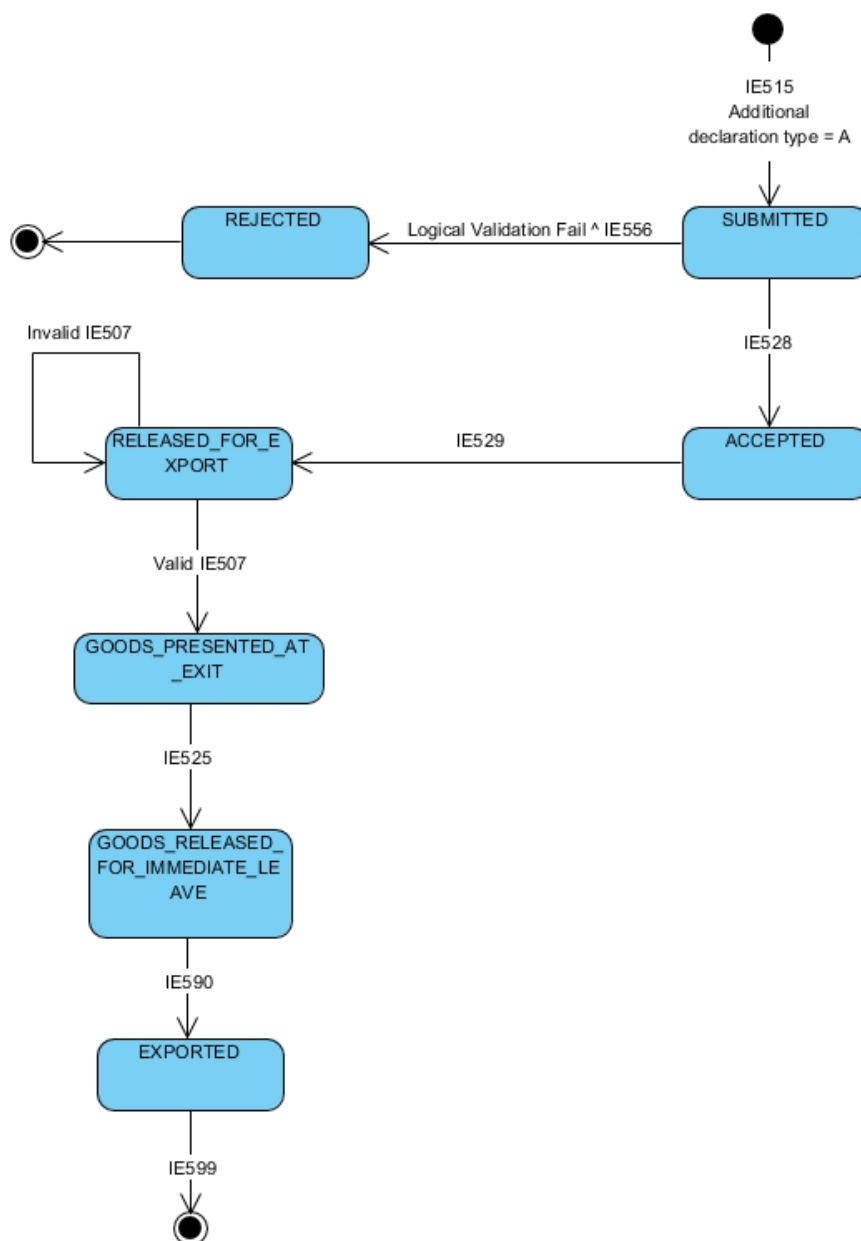


Figure 14: Customs Office of Export is the Customs Office of Exit - Sequence Diagram

4.5.3 Use Case Summary

- **Core Flow – Export and Exit when the Customs Office of Export is the Customs Office of Exit**
 1. The Declarant/Representative submits a IE515 Export Declaration (Additional declaration type = 'A')
 2. The Export Declaration is syntactically valid
 3. *The movement state at the Customs Office of Export is set to "Submitted"*

4. The Export Declaration is logically valid
 5. Revenue accepts the declaration, generates MRN and sends IE528 to the Declarant/Representative
 6. *The movement state at the Customs Office of Export is set to "Accepted"*
 7. The Goods are authorized for Export
 8. Revenue sends the IE529 'Release for Export' to the Declarant/Representative
 9. *The movement state at the Customs Office of Export is set to "Goods Released for Export"*
 10. The Trader at Exit sends IE507 'Arrival at Exit'
 11. The IE507 'Arrival at Exit' is syntactically valid
 12. The IE507 'Arrival at Exit' is logically valid
 13. *The movement state at the Customs Office of Exit is set to "Goods Presented at Exit"*
 14. Revenue informs the Trader at Exit with the IE525 'Exit Release Notification'
 15. *The movement state at the Customs Office of Exit is set to "Goods Released for Immediate Leave"*
 16. The Trader at Exit notifies the Customs Office of Exit with IE590 'Exit Notification' that the goods have exited
 17. The IE590 'Exit Notification' is syntactically valid
 18. The IE590 'Exit Notification' is logically valid
 19. The Exit Results are positive
 20. *The movement state at the Customs Office of Export is set to "Exported"*
 21. Revenue notifies the Declarant/Representative with the IE599 'Export Notification'
- **Alt - The declaration is syntactically invalid**
 1. The Declarant/Representative submits a IE515 Export Declaration
 2. The IE515 message is syntactically invalid
 3. Revenue sends an IE917 XML NACK message to the Trader
 - **Alt - The declaration is logically invalid - Rejection of declaration**
 1. The Declarant/Representative submits a IE515 Export Declaration
 2. The Export Declaration is syntactically valid
 3. *The movement state at the Customs Office of Export is set to "Submitted"*
 4. Revenue validates the Export Declaration.
 5. The Export Declaration is logically invalid
 6. Revenue rejects the declaration and sends the IE556 to the Declarant/Representative
 7. *The movement state at the Customs Office of Export is set to "Rejected"*
 - **Alt - The IE507 Arrival at Exit is syntactically invalid**
 1. Revenue receives the IE507 'Arrival at Exit' from the Trader at Exit
 2. The IE507 'Arrival at Exit' message is syntactically invalid
 3. Revenue sends an IE917 XML NACK message to the Trader at Exit
 - **Alt - The IE507 Arrival at Exit is logically invalid**
 1. The Trader at Exit sends IE507 'Arrival at Exit'
 2. The Arrival at Exit is logically invalid
 3. Revenue rejects the notification and sends the IE557 to the Trader at Exit

- **Alt - The IE590 'Exit Notification' is syntactically invalid**
 1. Revenue receives the IE590 'Exit Notification' from the Trader at Exit
 2. The IE590 'Exit Notification' message is syntactically invalid
 3. Revenue sends an IE917 XML NACK message to the Trader at Exit
- **Alt - The IE590 'Exit Notification' is logically invalid**
 1. The Trader at Exit sends IE590 'Exit Notification'
 2. The Exit Notification is logically invalid
 3. Revenue rejects the notification and sends the IE557 to the Trader at Exit

4.6 Centralised Clearance

4.6.1 SCO recommends pre-release - No controls at SCO and PCO

4.6.1.1 Sequence Diagram

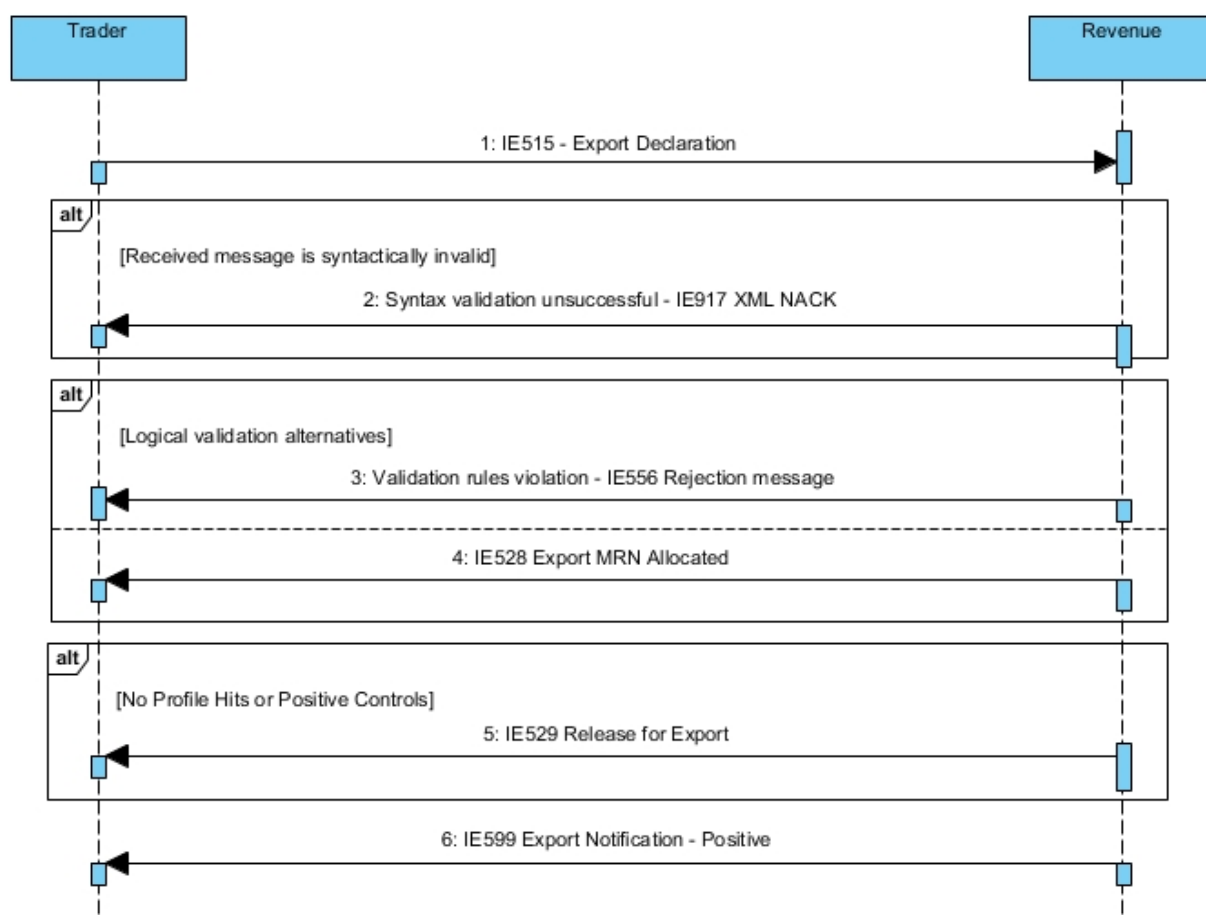


Figure 15: SCO recommends pre-release - No controls at SCO and PCO - Sequence Diagram

4.6.1.2 State Diagram

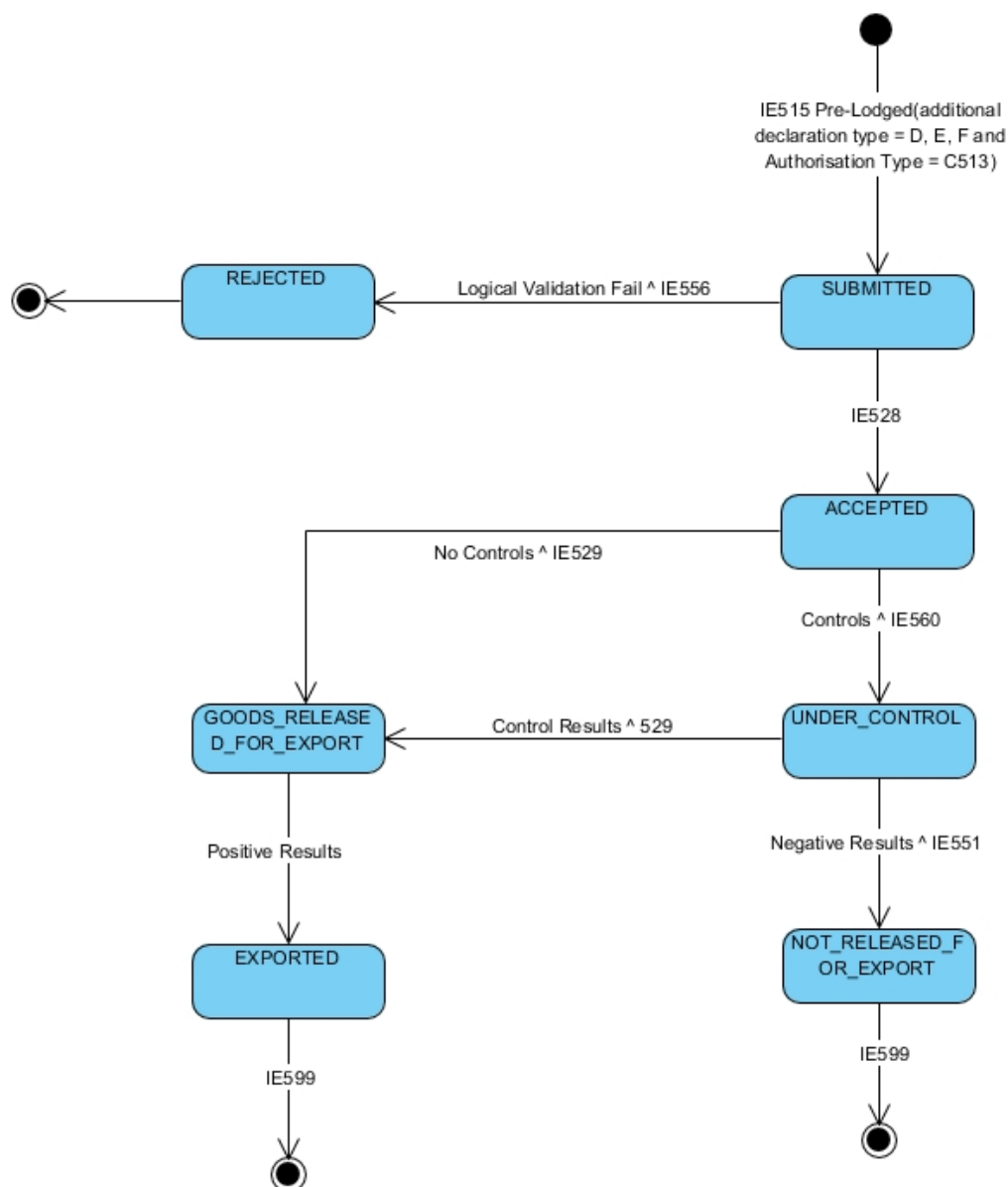


Figure 16: SCO recommends pre-release - No controls at SCO and PCO - State Diagram

4.6.1.3 Use Case Summary

- Core Flow – SCO recommends pre-release - No controls at SCO and PCO**

1. The Declarant/Representative submits a IE515 Export Declaration
2. The Export Declaration is syntactically valid
3. *The movement state at the Supervising Customs Office is set to “Submitted”*
4. The Export Declaration is logically valid
5. Revenue accepts the declaration, generates MRN and sends IE528 to the Declarant/Representative
6. *The movement state at the Supervising Customs Office is set to “Accepted”*
7. Revenue identifies that the Export Declaration has been lodged under Centralised Clearance

8. The Goods are authorized for Export
9. The goods are authorized the release of the goods for Export
10. *The movement state at the Supervising Customs Office is set to "Goods Released for Export"*
11. Revenue sends the IE529 'Release for Export' to the Declarant/Representative
12. The Exit Results are positive
13. *The movement state at the Supervising Customs Office is set to "Exported"*
14. Revenue notifies the Declarant/Representative with the IE599 'Export Notification'

- **Alt - The declaration is syntactically invalid**

1. The Declarant/Representative submits a IE515 Export Declaration
2. The IE515 message is syntactically invalid
3. Revenue sends an IE917 XML NACK message to the Trader

- **Alt - The declaration is logically invalid - Rejection of declaration**

1. The Declarant/Representative submits a IE515 Export Declaration
2. The Export Declaration is syntactically valid
3. *The movement state at the Customs Office of Export is set to "Submitted"*
4. Revenue validates the Export Declaration
5. The Export Declaration is logically invalid
6. Revenue rejects the declaration and sends the IE556 to the Declarant/Representative
7. *The movement state at the Customs Office of Export is set to "Rejected"*

4.6.2 SCO recommends pre-release - Satisfactory/considered satisfactory control results at PCO

4.6.2.1 Sequence Diagram

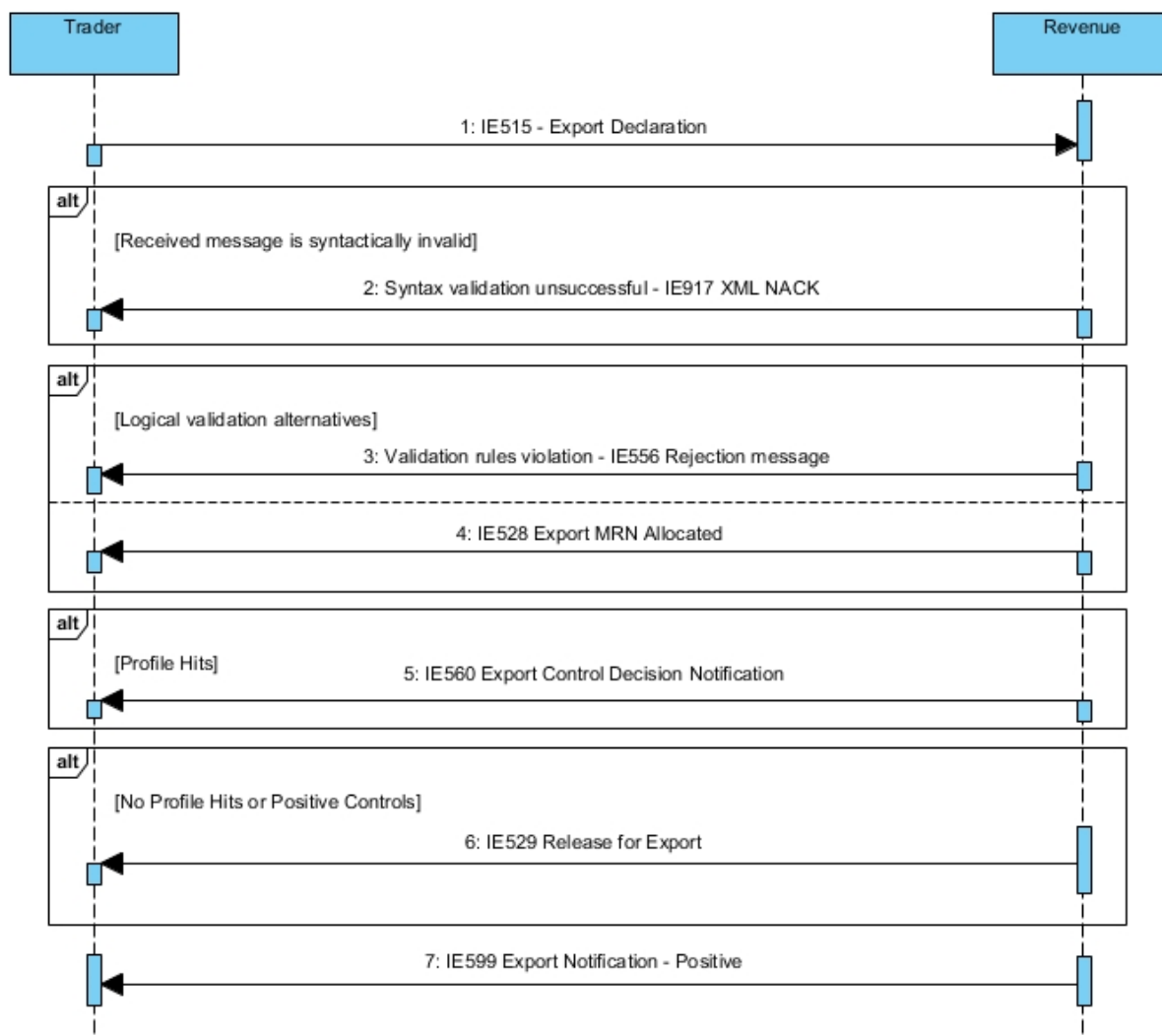


Figure 17: SCO recommends pre-release - satisfactory control results at PCO - Sequence Diagram

4.6.2.2 State Diagram

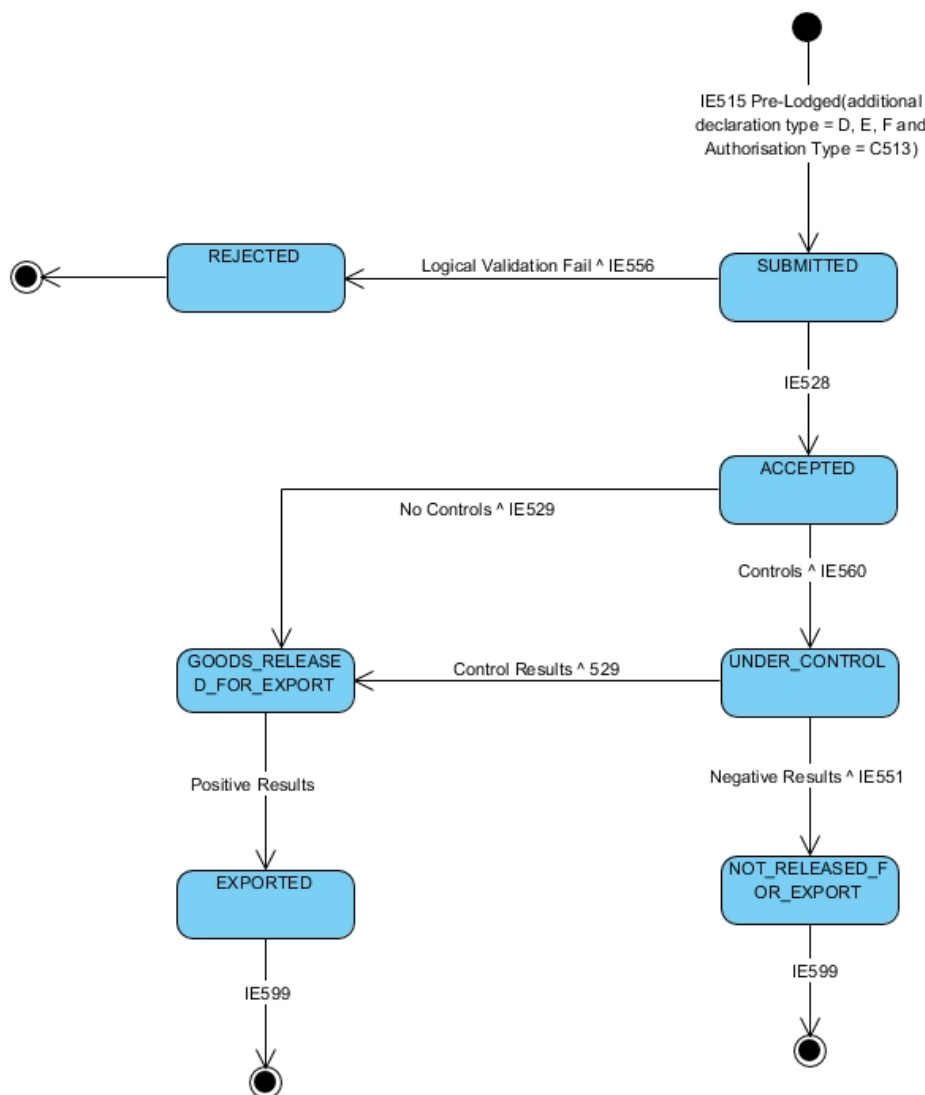


Figure 18: SCO recommends pre-release - satisfactory control results at PCO - State Diagram

4.6.2.3 Use Case Summary

- **Core Flow – SCO recommends pre-release - satisfactory control results at PCO**
 1. The Declarant/Representative submits a IE515 Export Declaration
 2. The Export Declaration is syntactically valid
 3. *The movement state at the Supervising Customs Office is set to “Submitted”*
 4. The Export Declaration is logically valid
 5. Revenue accepts the declaration, generates MRN and sends IE528 to the Declarant/Representative
 6. *The movement state at the Supervising Customs Office is set to “Accepted”*

7. Revenue identifies that the Export Declaration has been lodged under Centralised Clearance
 8. The Goods are authorized for Export
 9. Revenue sends the IE560 'Export Control Decision Notification' to the Declarant/Representative
 10. *The movement state at the Supervising Customs Office is set to "Under Control"*
 11. The goods are authorized for Export
 12. *The movement state at the Supervising Customs Office is set to "Goods Released for Export"*
 13. Revenue sends the IE529 'Release for Export' to the Declarant/Representative
 14. The Exit Results are positive
 15. *The movement state at the Supervising Customs Office is set to "Exported"*
 16. Revenue notifies the Declarant/Representative with the IE599 'Export Notification'
-
- **Alt - The declaration is syntactically invalid**
 1. The Declarant/Representative submits a IE515 Export Declaration
 2. The IE515 message is syntactically invalid
 3. Revenue sends an IE917 XML NACK message to the Trader

 - **Alt - The declaration is logically invalid - Rejection of declaration**
 1. The Declarant/Representative submits a IE515 Export Declaration
 2. The Export Declaration is syntactically valid
 3. *The movement state at the Customs Office of Export is set to "Submitted"*
 4. Revenue validates the Export Declaration
 5. The Export Declaration is logically invalid
 6. Revenue rejects the declaration and sends the IE556 to the Declarant/Representative
 7. *The movement state at the Customs Office of Export is set to "Rejected"*

4.6.3 SCO recommends pre-release - Unsatisfactory control results at PCO

4.6.3.1 Sequence Diagram

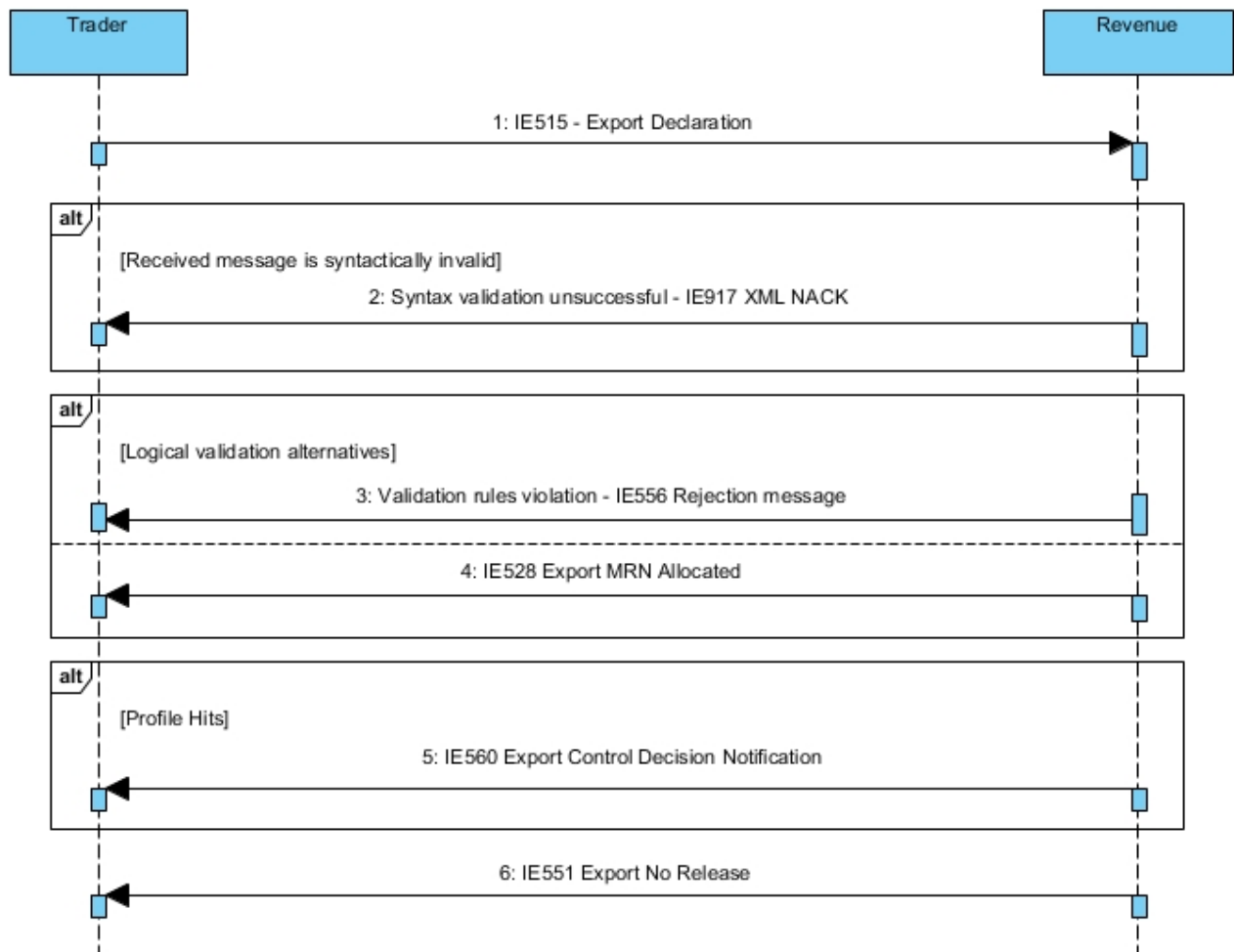


Figure 19: SCO recommends pre-release - Unsatisfactory control results at PCO - Sequence Diagram

4.6.3.2 State Diagram

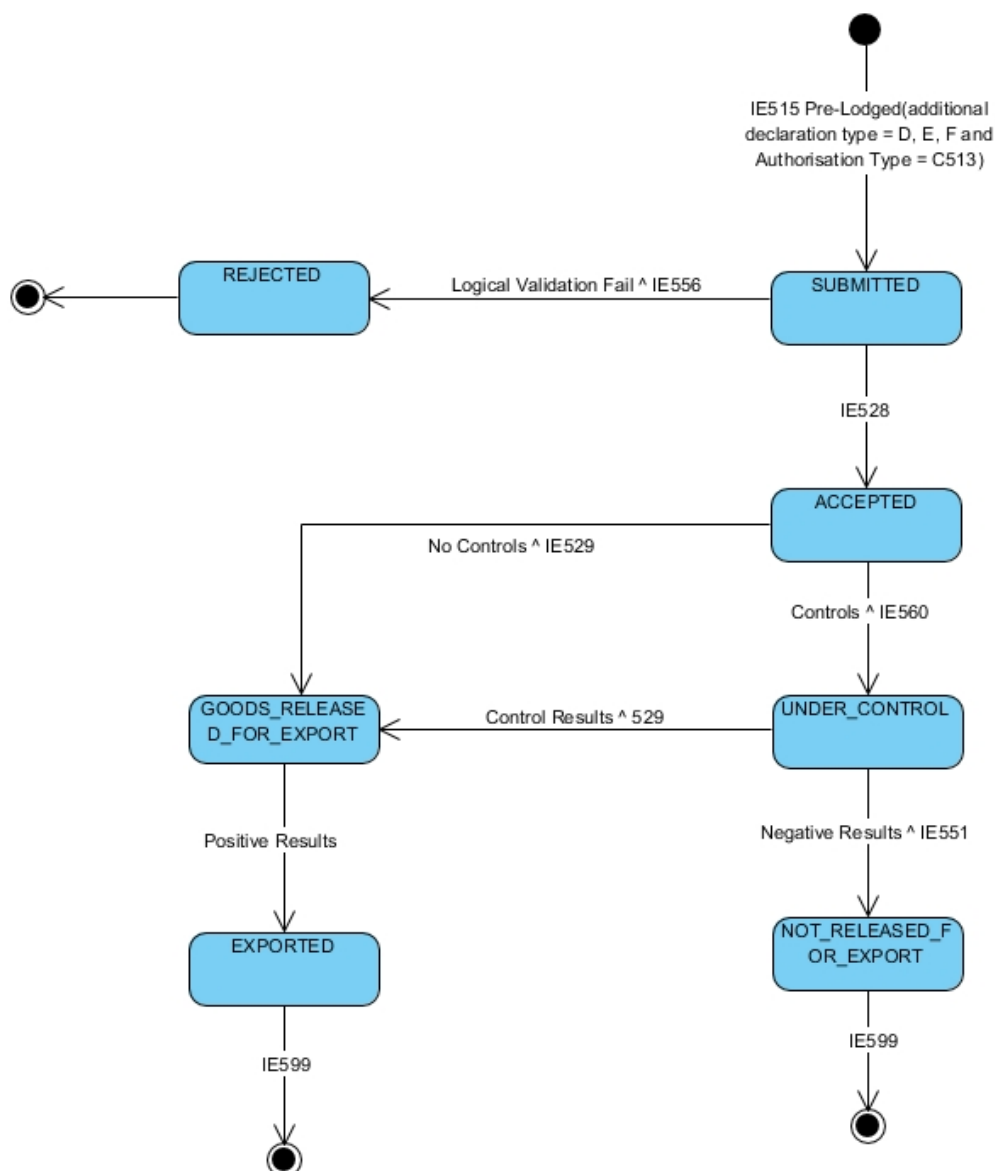


Figure 20: SCO recommends pre-release - Unsatisfactory control results at PCO - State Diagram

4.6.3.3 Use Case Summary

- **Core Flow – SCO recommends pre-release - Unsatisfactory control results at PCO**
 1. The Declarant/Representative submits a IE515 Export Declaration
 2. The Export Declaration is syntactically valid
 3. *The movement state at the Supervising Customs Office is set to “Submitted”*
 4. The Export Declaration is logically valid
 5. Revenue accepts the declaration, generates MRN and sends IE528 to the Declarant/Representative
 6. *The movement state at the Supervising Customs Office is set to “Accepted”*

7. Revenue identifies that the Export Declaration has been lodged under Centralised Clearance
8. The Goods are authorized for Export
9. Revenue sends the IE560 'Export Control Decision Notification' to the Declarant/Representative
10. *The movement state at the Supervising Customs Office is set to "Under Control"*
11. The goods are not authorized for Export
12. *The movement state at the Supervising Customs Office is set to "Not Released for Export"*
13. Revenue notifies the Declarant/Representative with the IE551 'Export No Release'

- **Alt - The declaration is syntactically invalid**

1. The Declarant/Representative submits a IE515 Export Declaration
2. The IE515 message is syntactically invalid
3. Revenue sends an IE917 XML NACK message to the Trader

- **Alt - The declaration is logically invalid - Rejection of declaration**

1. The Declarant/Representative submits a IE515 Export Declaration
2. The Export Declaration is syntactically valid
3. *The movement state at the Customs Office of Export is set to "Submitted"*
4. Revenue validates the Export Declaration
5. The Export Declaration is logically invalid
6. Revenue rejects the declaration and sends the IE556 to the Declarant/Representative
7. *The movement state at the Customs Office of Export is set to "Rejected"*

4.6.4 SCO recommends pre-release – Expiry of timer for receiving control decision from PCO

4.6.4.1 Sequence Diagram

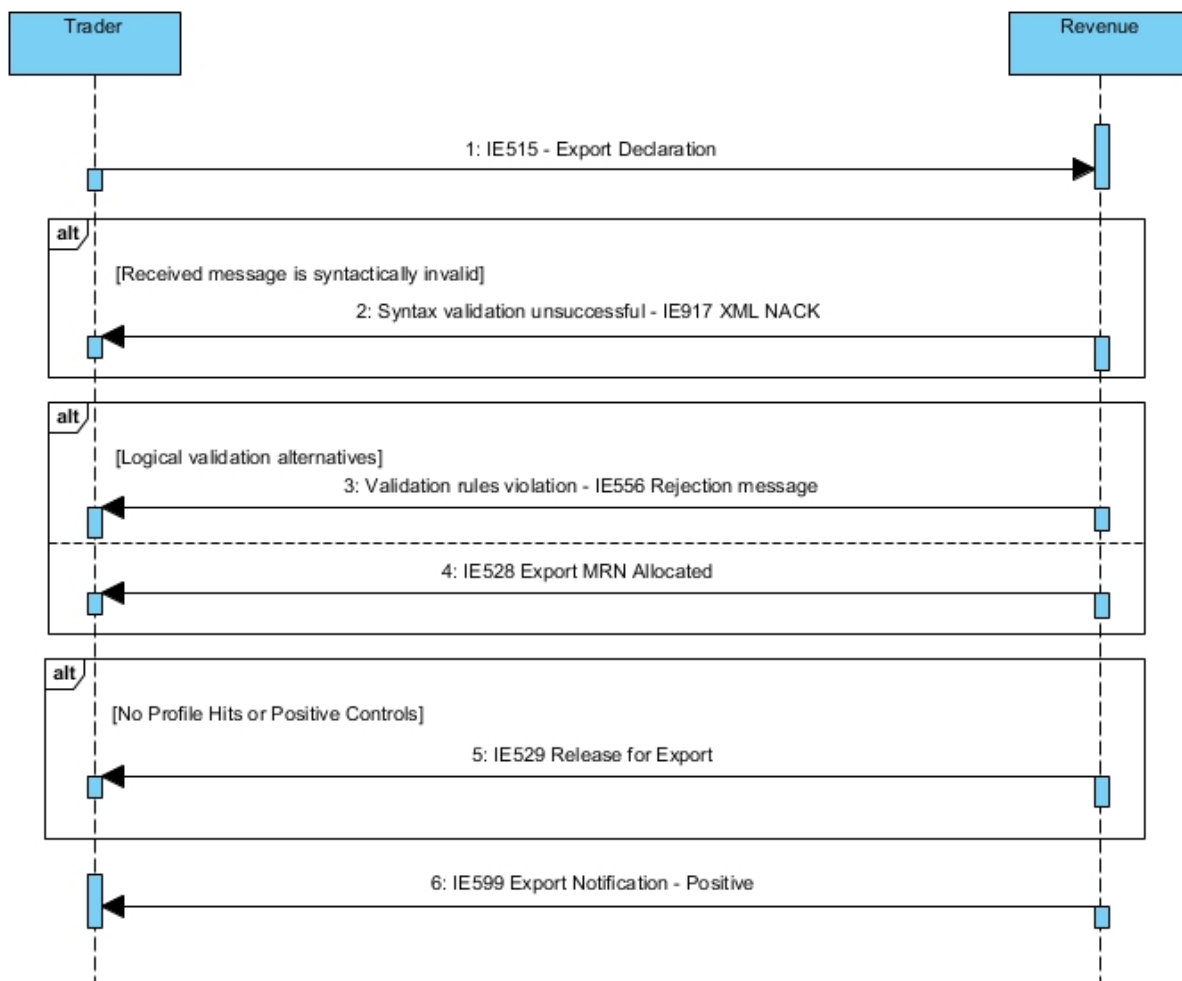


Figure 21: SCO recommends pre-release - Expiry of timer for receiving control decision from PCO - Sequence

4.6.4.2 State Diagram

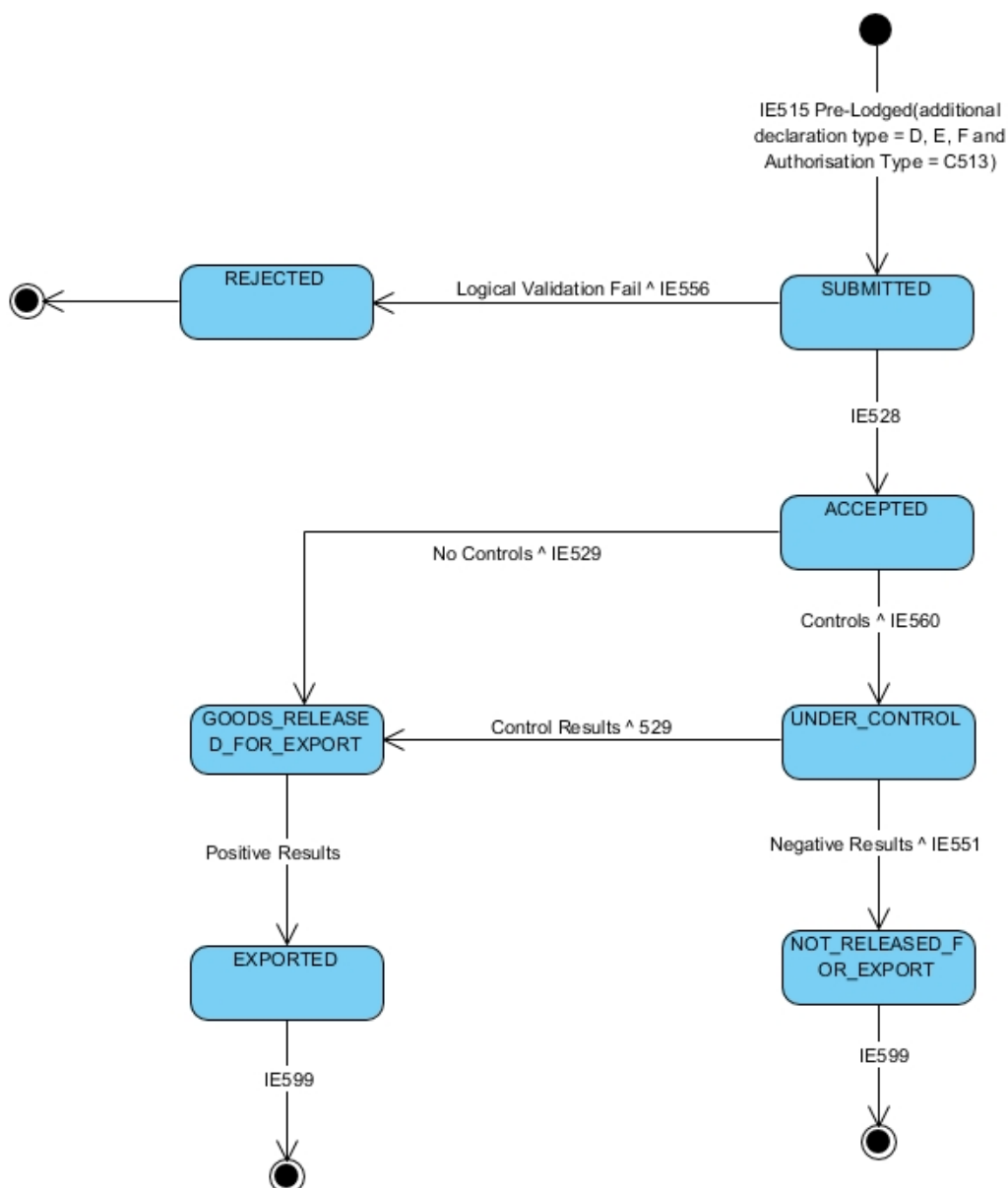


Figure 22: SCO recommends pre-release – Expiry of timer for receiving control decision from PCO - State Diagram

4.6.4.3 Use Case Summary

- **Core Flow – SCO recommends pre-release – Expiry of timer for receiving control decision from PCO**
 1. The Declarant/Representative submits a IE515 Export Declaration
 2. The Export Declaration is syntactically valid
 3. *The movement state at the Supervising Customs Office is set to “Submitted”*
 4. The Export Declaration is logically valid
 5. Revenue accepts the declaration, generates MRN and sends IE528 to the Declarant/Representative
 6. *The movement state at the Supervising Customs Office is set to “Accepted”*

7. Revenue identifies that the Export Declaration has been lodged under Centralised Clearance
8. The Goods are authorized for Export
9. *The movement state at the Supervising Customs Office is set to "Goods Released for Export"*
10. Revenue sends the IE529 'Release for Export' to the Declarant/Representative
11. The Exit Results are positive
12. *The movement state at the Supervising Customs Office is set to "Exported"*
13. Revenue notifies the Declarant/Representative with the IE599 'Export Notification'

- **Alt - The declaration is syntactically invalid**

1. The Declarant/Representative submits a IE515 Export Declaration
2. The IE515 message is syntactically invalid
3. Revenue sends an IE917 XML NACK message to the Trader

- **Alt - The declaration is logically invalid - Rejection of declaration**

1. The Declarant/Representative submits a IE515 Export Declaration
2. The Export Declaration is syntactically valid
3. *The movement state at the Customs Office of Export is set to "Submitted"*
4. Revenue validates the Export Declaration
5. The Export Declaration is logically invalid
6. Revenue rejects the declaration and sends the IE556 to the Declarant/Representative
7. *The movement state at the Customs Office of Export is set to "Rejected"*

4.6.5 SCO recommends control at PCO - Satisfactory/Considered satisfactory control results at PCO

4.6.5.1 Sequence Diagram

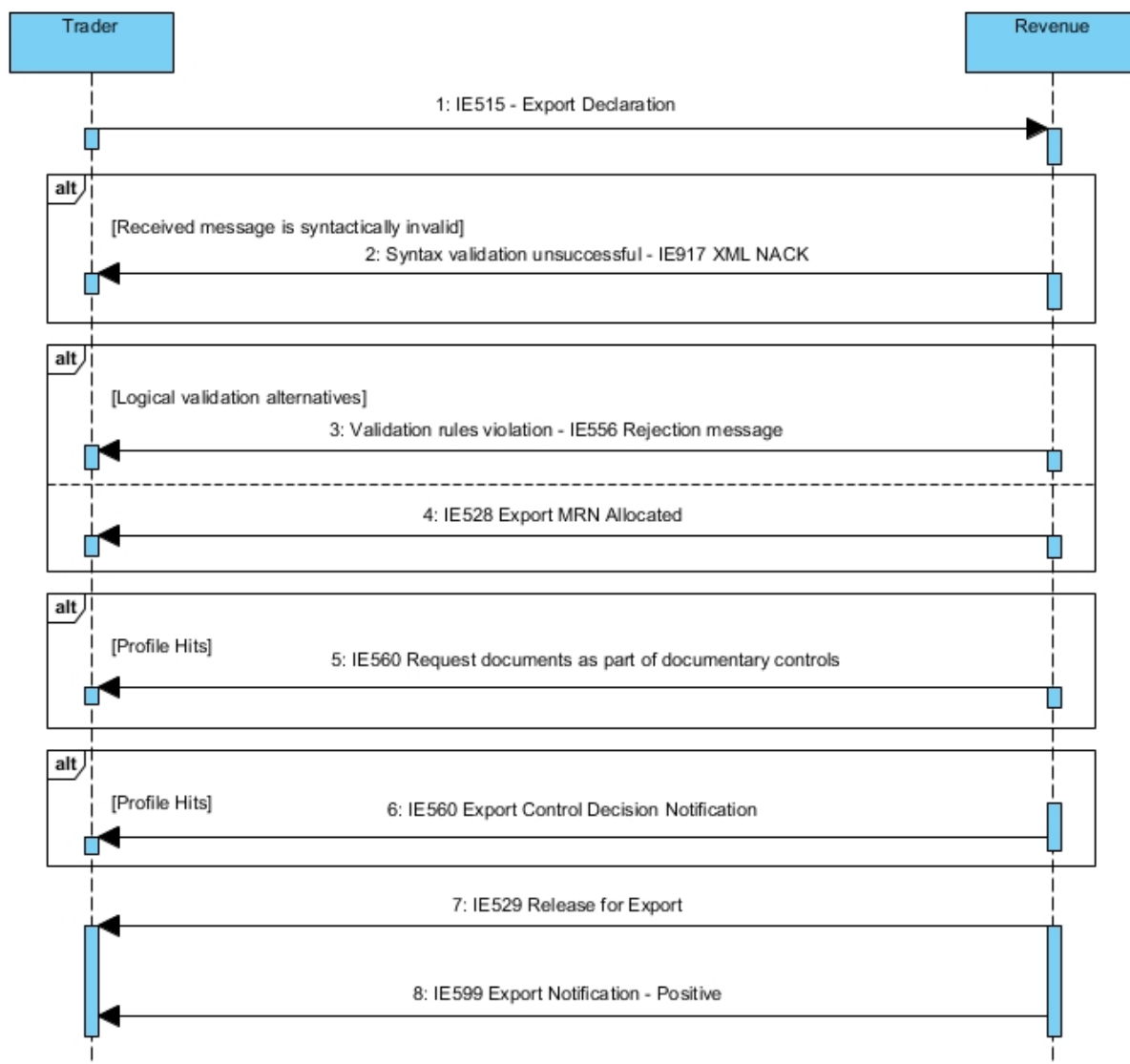


Figure 23: SCO recommends control at PCO - Satisfactory/Considered satisfactory control results at PCO - Sequence Diagram

4.6.5.2 State Diagram

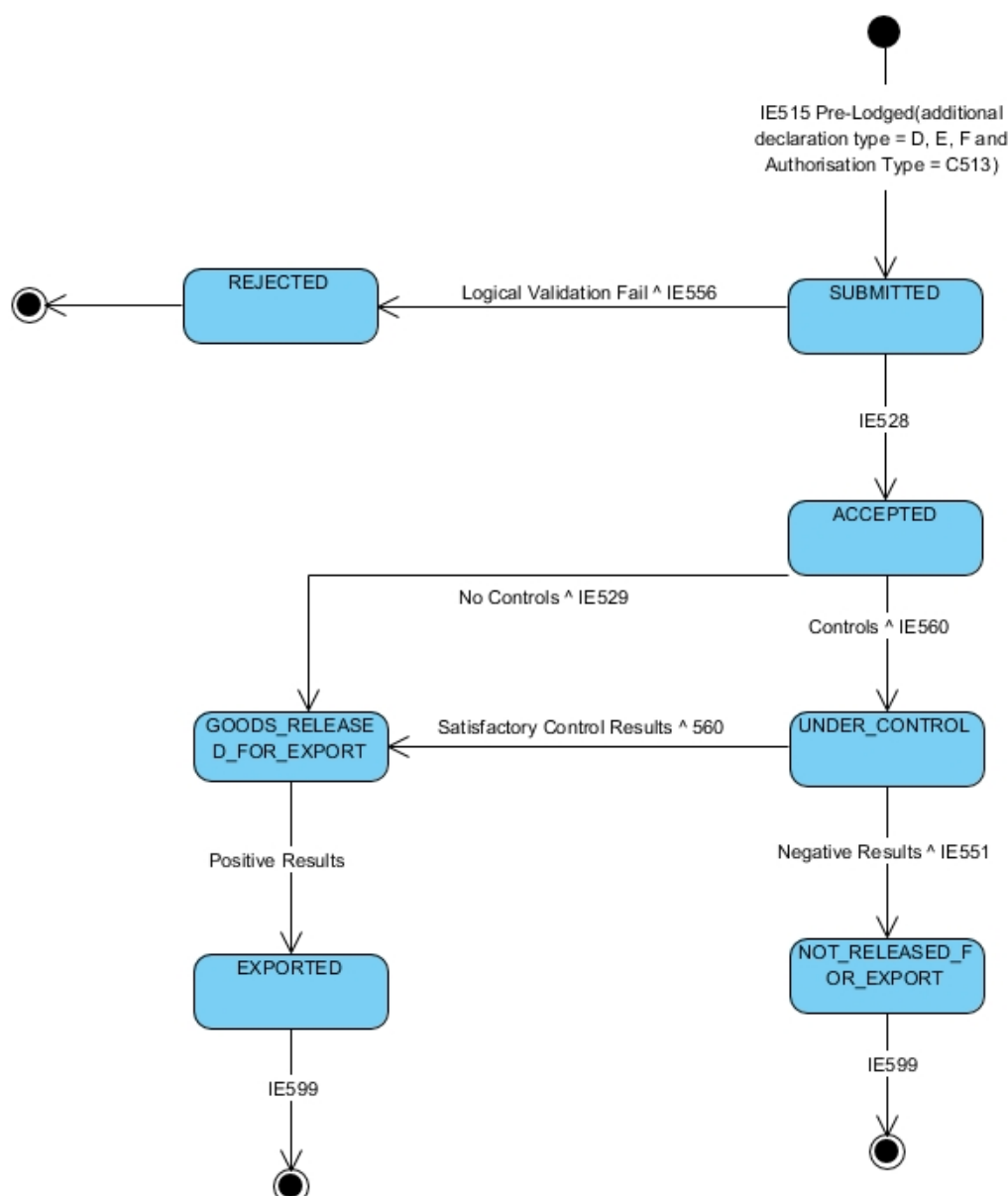


Figure 24: SCO recommends control at PCO - Satisfactory/Considered satisfactory control results at PCO - State Diagram

4.6.5.3 Use Case Summary

- **Core Flow – SCO recommends control at PCO - Satisfactory/Considered satisfactory control results at PCO**
 1. The Declarant/Representative submits a IE515 Export Declaration
 2. The Export Declaration is syntactically valid
 3. *The movement state at the Supervising Customs Office is set to “Submitted”*
 4. The Export Declaration is logically valid
 5. Revenue accepts the declaration, generates MRN and sends IE528 to the Declarant/Representative

6. *The movement state at the Supervising Customs Office is set to "Accepted"*
 7. Revenue identifies that the Export Declaration has been lodged under Centralised Clearance
 8. Revenue decides to perform documentary controls
 9. Revenue sends the IE560 'Export Control Decision Notification' to the Declarant/Representative
 10. *The movement state at the Supervising Customs Office is set to "Under Control"*
 11. The control results are satisfactory
 12. Revenue decides to recommend controls to the Presentation Customs Office
 13. Revenue sends a new IE560 'Export Control Decision Notification' to the Declarant/Representative
 14. The goods are authorized for Export
 15. *The movement state at the Supervising Customs Office is set to "Goods Released for Export"*
 16. Revenue sends the IE529 'Release for Export' to the Declarant/Representative
 17. The Exit Results are positive
 18. *The movement state at the Supervising Customs Office is set to "Exported"*
 19. Revenue notifies the Declarant/Representative with the IE599 'Export Notification'
-
- **Alt - The declaration is syntactically invalid**
 1. The Declarant/Representative submits a IE515 Export Declaration
 2. The IE515 message is syntactically invalid
 3. Revenue sends an IE917 XML NACK message to the Trader

 - **Alt - The declaration is logically invalid - Rejection of declaration**
 1. The Declarant/Representative submits a IE515 Export Declaration
 2. The Export Declaration is syntactically valid
 3. *The movement state at the Customs Office of Export is set to "Submitted"*
 4. Revenue validates the Export Declaration
 5. The Export Declaration is logically invalid
 6. Revenue rejects the declaration and sends the IE556 to the Declarant/Representative
 7. *The movement state at the Customs Office of Export is set to "Rejected"*

4.6.6 SCO recommends control at PCO - Unsatisfactory control results at PCO

4.6.6.1 Sequence Diagram

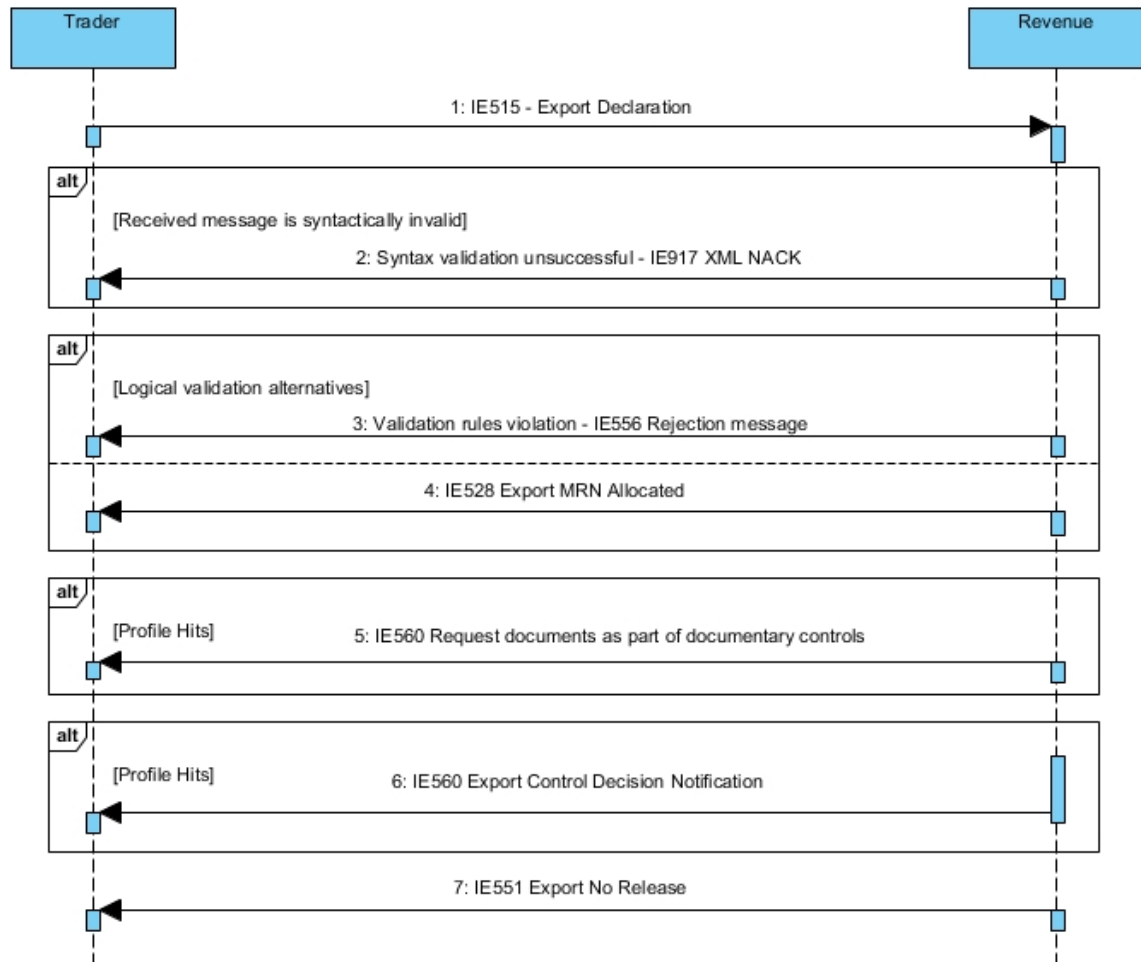


Figure 25: SCO recommends control at PCO - Unsatisfactory control results at PCO - Sequence Diagram

4.6.6.2 State Diagram

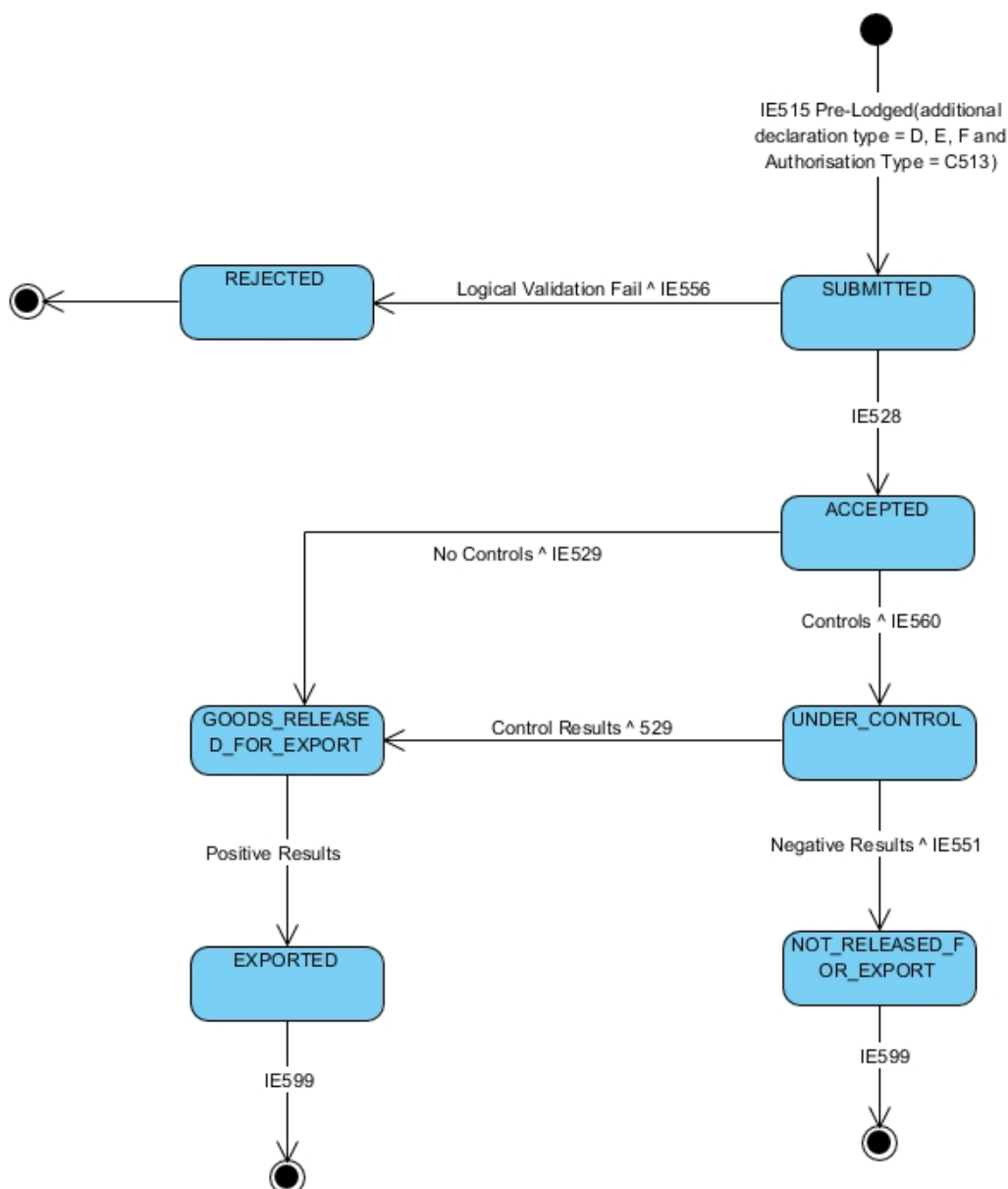


Figure 26: SC0 recommends control at PCO - Unsatisfactory control results at PCO - State Diagram

4.6.6.3 Use Case Summary

- **Core Flow – SC0 recommends control at PCO - Unsatisfactory control results at PCO**

1. The Declarant/Representative submits a IE515 Export Declaration
2. The Export Declaration is syntactically valid
3. *The movement state at the Supervising Customs Office is set to "Submitted"*
4. The Export Declaration is logically valid
5. Revenue accepts the declaration, generates MRN and sends IE528 to the Declarant/Representative
6. *The movement state at the Supervising Customs Office is set to "Accepted"*
7. Revenue identifies that the Export Declaration has been lodged under Centralised Clearance
8. Revenue decides to perform documentary controls
9. Revenue sends the IE560 'Export Control Decision Notification' to the Declarant/Representative

10. *The movement state at the Supervising Customs Office is set to "Under Control"*
11. The control results are satisfactory
12. Revenue decides to recommend controls to the Presentation Customs Office
13. Revenue sends a new IE560 'Export Control Decision Notification' to the Declarant/Representative
14. The goods are NOT authorized for Export
15. *The movement state at the Supervising Customs Office is set to "Not Released for Export"*
16. Revenue notifies the Declarant/Representative with the IE551 'Export No Release'

- **Alt - The declaration is syntactically invalid**

1. The Declarant/Representative submits a IE515 Export Declaration
2. The IE515 message is syntactically invalid
3. Revenue sends an IE917 XML NACK message to the Trader

- **Alt - The declaration is logically invalid - Rejection of declaration**

1. The Declarant/Representative submits a IE515 Export Declaration
2. The Export Declaration is syntactically valid
3. *The movement state at the Customs Office of Export is set to "Submitted"*
4. Revenue validates the Export Declaration
5. The Export Declaration is logically invalid
6. Revenue rejects the declaration and sends the IE556 to the Declarant/Representative
7. *The movement state at the Customs Office of Export is set to "Rejected"*

4.6.7 SCO recommends control at PCO - PCO decides not to perform any control

4.6.7.1 Sequence Diagram

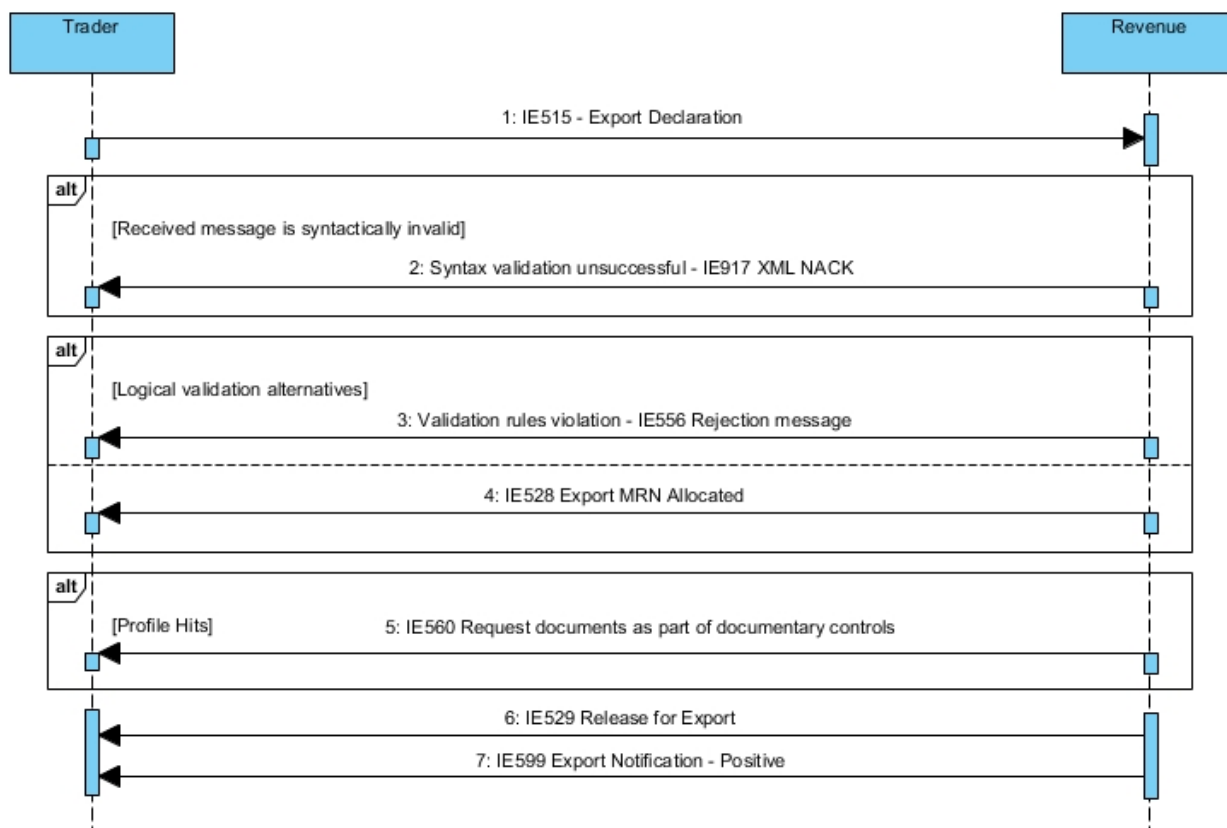


Figure 27: SCO recommends control at PCO - PCO decides not to perform any control - Sequence Diagram

4.6.7.2 State Diagram

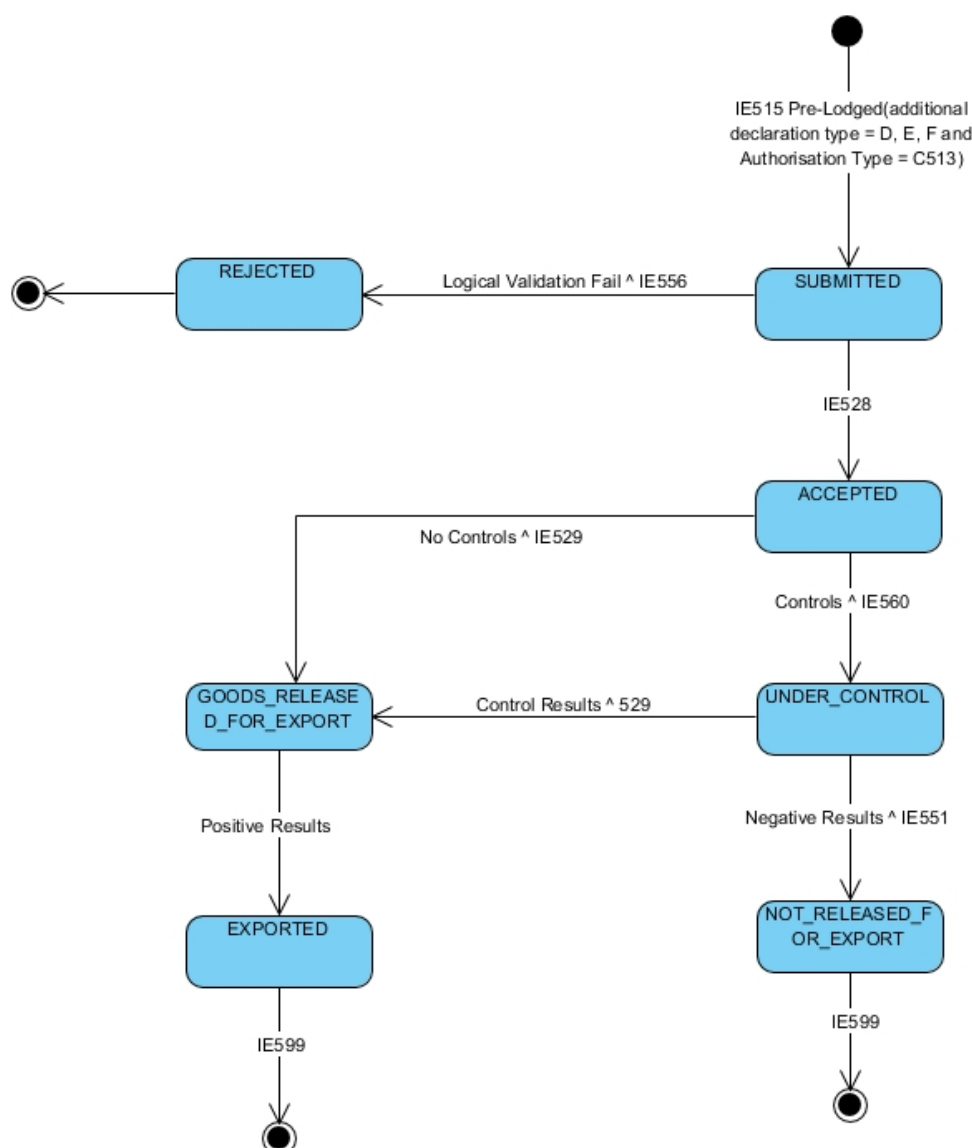


Figure 28: SCO recommends control at PCO - PCO decides not to perform any control - State Diagram

4.6.7.3 Use Case Summary

- **Core Flow – SCO recommends control at PCO - PCO decides not to perform any control**
 1. The Declarant/Representative submits a IE515 Export Declaration
 2. The Export Declaration is syntactically valid
 3. *The movement state at the Supervising Customs Office is set to “Submitted”*
 4. The Export Declaration is logically valid
 5. Revenue accepts the declaration, generates MRN and sends IE528 to the Declarant/Representative
 6. *The movement state at the Supervising Customs Office is set to “Accepted”*
 7. Revenue identifies that the Export Declaration has been lodged under Centralised Clearance
 8. Revenue decides to perform documentary controls
 9. Revenue sends the IE560 ‘Export Control Decision Notification’ to the Declarant/Representative
 10. *The movement state at the Supervising Customs Office is set to “Under Control”*
 11. The control results are satisfactory

12. Revenue decides to recommend controls to the Presentation Customs Office
 13. Revenue sends a new IE560 'Export Control Decision Notification' to the Declarant/Representative
 14. The goods are authorized for Export
 15. *The movement state at the Supervising Customs Office is set to "Goods Released for Export"*
 16. Revenue sends the IE529 'Release for Export' to the Declarant/Representative
 17. The Exit Results are positive
 18. *The movement state at the Supervising Customs Office is set to "Exported"*
 19. Revenue notifies the Declarant/Representative with the IE599 'Export Notification'
- **Alt - The declaration is syntactically invalid**
 1. The Declarant/Representative submits a IE515 Export Declaration
 2. The IE515 message is syntactically invalid
 3. Revenue sends an IE917 XML NACK message to the Trader
 - **Alt - The declaration is logically invalid - Rejection of declaration**
 1. The Declarant/Representative submits a IE515 Export Declaration
 2. The Export Declaration is syntactically valid
 3. *The movement state at the Customs Office of Export is set to "Submitted"*
 4. Revenue validates the Export Declaration
 5. The Export Declaration is logically invalid
 6. Revenue rejects the declaration and sends the IE556 to the Declarant/Representative
 7. *The movement state at the Customs Office of Export is set to "Rejected"*

4.6.8 SCO recommends control at PCO - Expiry of timer for receiving control decision from PCO

4.6.8.1 Sequence Diagram

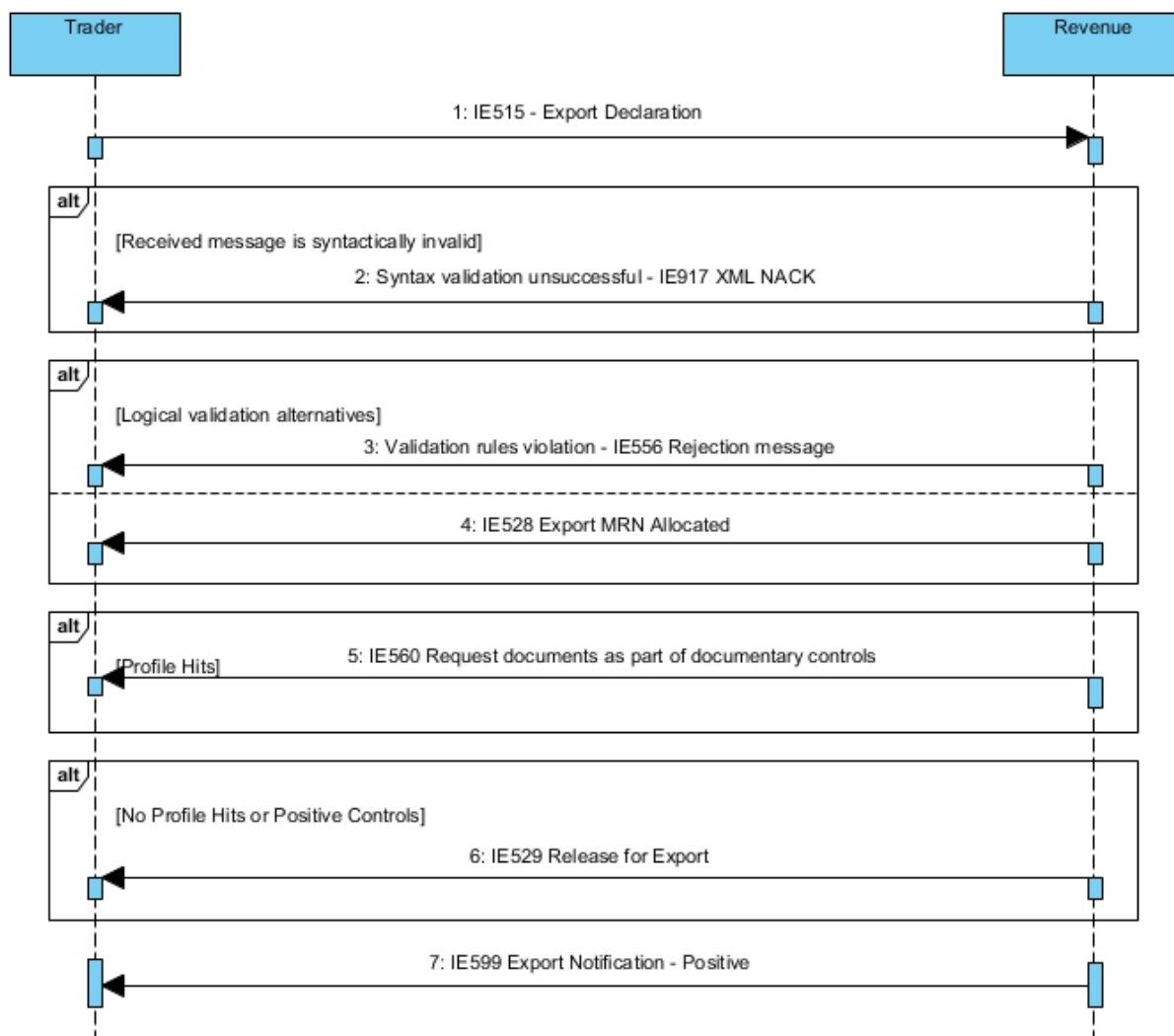


Figure 29: SCO recommends control at PCO - Expiry of timer for receiving control decision from PCO - Sequence Diagram

4.6.8.2 State Diagram

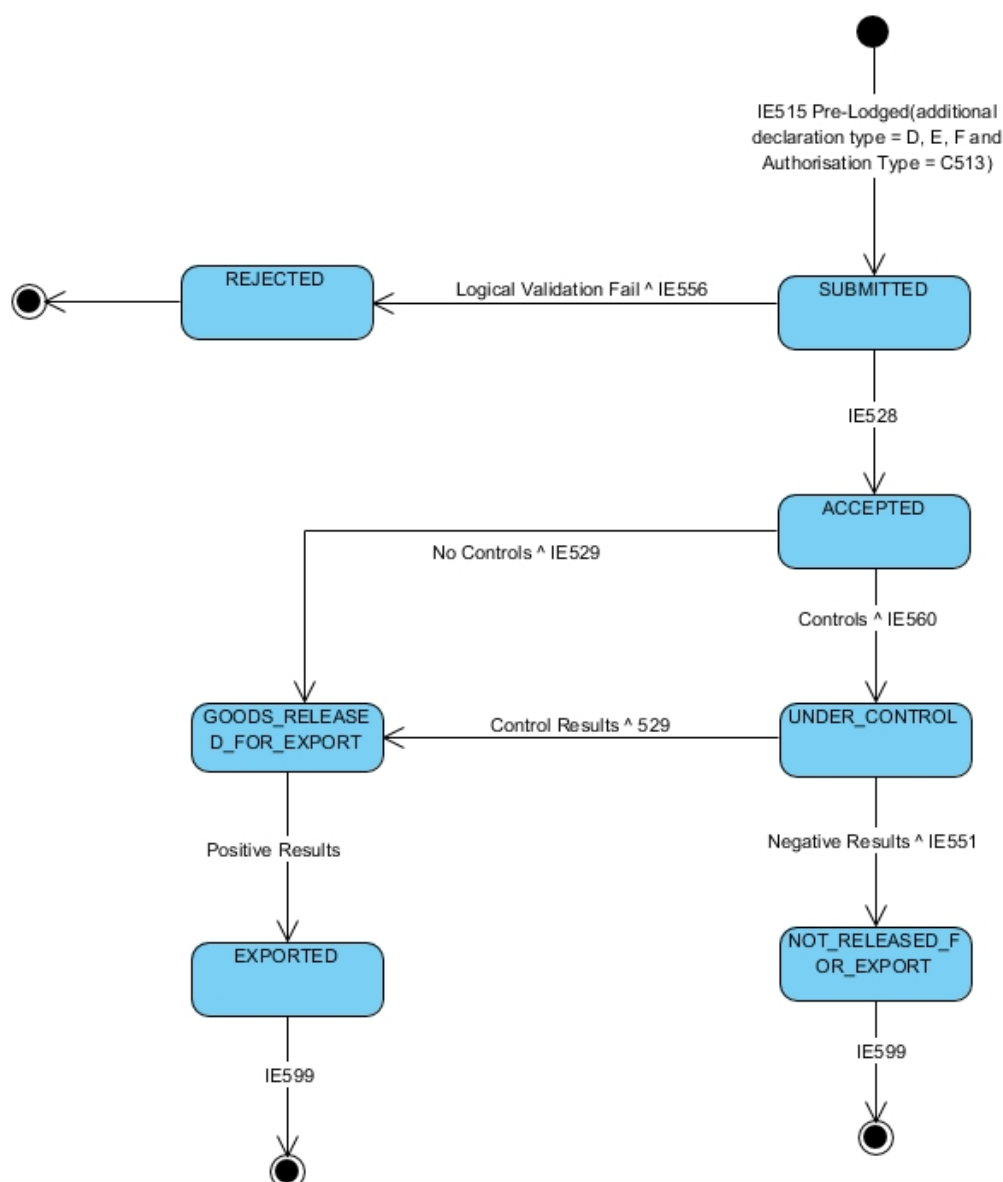


Figure 30: SCO recommends control at PCO - Expiry of timer for receiving control decision from PCO - State Diagram

4.6.8.3 Use Case Summary

- **Core Flow – SCO recommends control at PCO - Expiry of timer for receiving control decision from PCO**
 1. The Declarant/Representative submits a IE515 Export Declaration
 2. The Export Declaration is syntactically valid
 3. *The movement state at the Supervising Customs Office is set to “Submitted”*
 4. The Export Declaration is logically valid
 5. Revenue accepts the declaration, generates MRN and sends IE528 to the Declarant/Representative
 6. *The movement state at the Supervising Customs Office is set to “Accepted”*
 7. Revenue identifies that the Export Declaration has been lodged under Centralised Clearance
 8. Revenue decides to perform documentary controls

9. Revenue sends the IE560 'Export Control Decision Notification' to the Declarant/Representative
 10. *The movement state at the Supervising Customs Office is set to "Under Control"*
 11. The control results are satisfactory
 12. Revenue decides to recommend controls to the Presentation Customs Office
 13. The goods are authorized for Export
 14. *The movement state at the Supervising Customs Office is set to "Goods Released for Export"*
 15. Revenue sends the IE529 'Release for Export' to the Declarant/Representative
 16. The Exit Results are positive
 17. *The movement state at the Supervising Customs Office is set to "Exported"*
 18. Revenue notifies the Declarant/Representative with the IE599 'Export Notification'
-
- **Alt - The declaration is syntactically invalid**
 1. The Declarant/Representative submits a IE515 Export Declaration
 2. The IE515 message is syntactically invalid
 3. Revenue sends an IE917 XML NACK message to the Trader

 - **Alt - The declaration is logically invalid - Rejection of declaration**
 1. The Declarant/Representative submits a IE515 Export Declaration
 2. The Export Declaration is syntactically valid
 3. *The movement state at the Customs Office of Export is set to "Submitted"*
 4. Revenue validates the Export Declaration
 5. The Export Declaration is logically invalid
 6. Revenue rejects the declaration and sends the IE556 to the Declarant/Representative
 7. *The movement state at the Customs Office of Export is set to "Rejected"*

4.6.9 Unsatisfactory documentary control results at SCO

4.6.9.1 Sequence Diagram

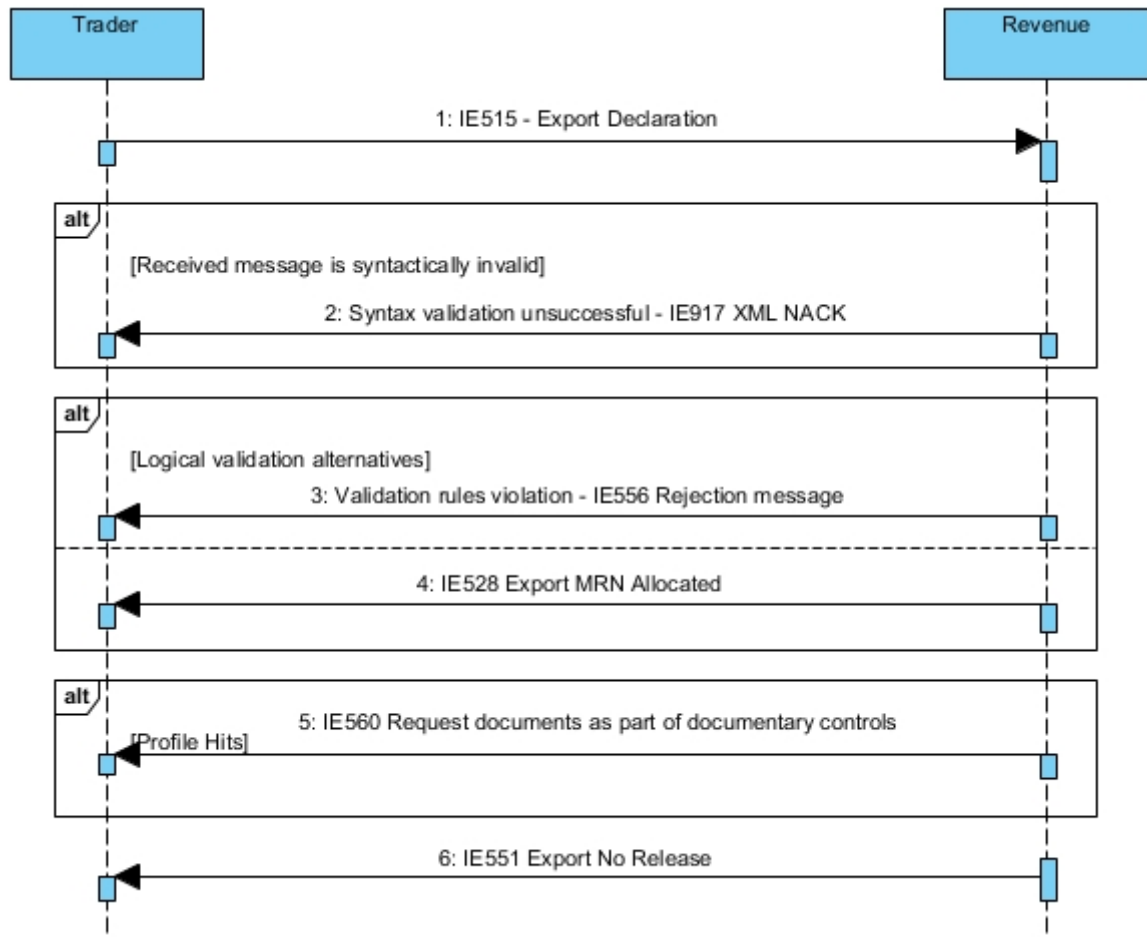


Figure 31: Unsatisfactory documentary control results at SCO - Sequence Diagram

4.6.9.2 State Diagram

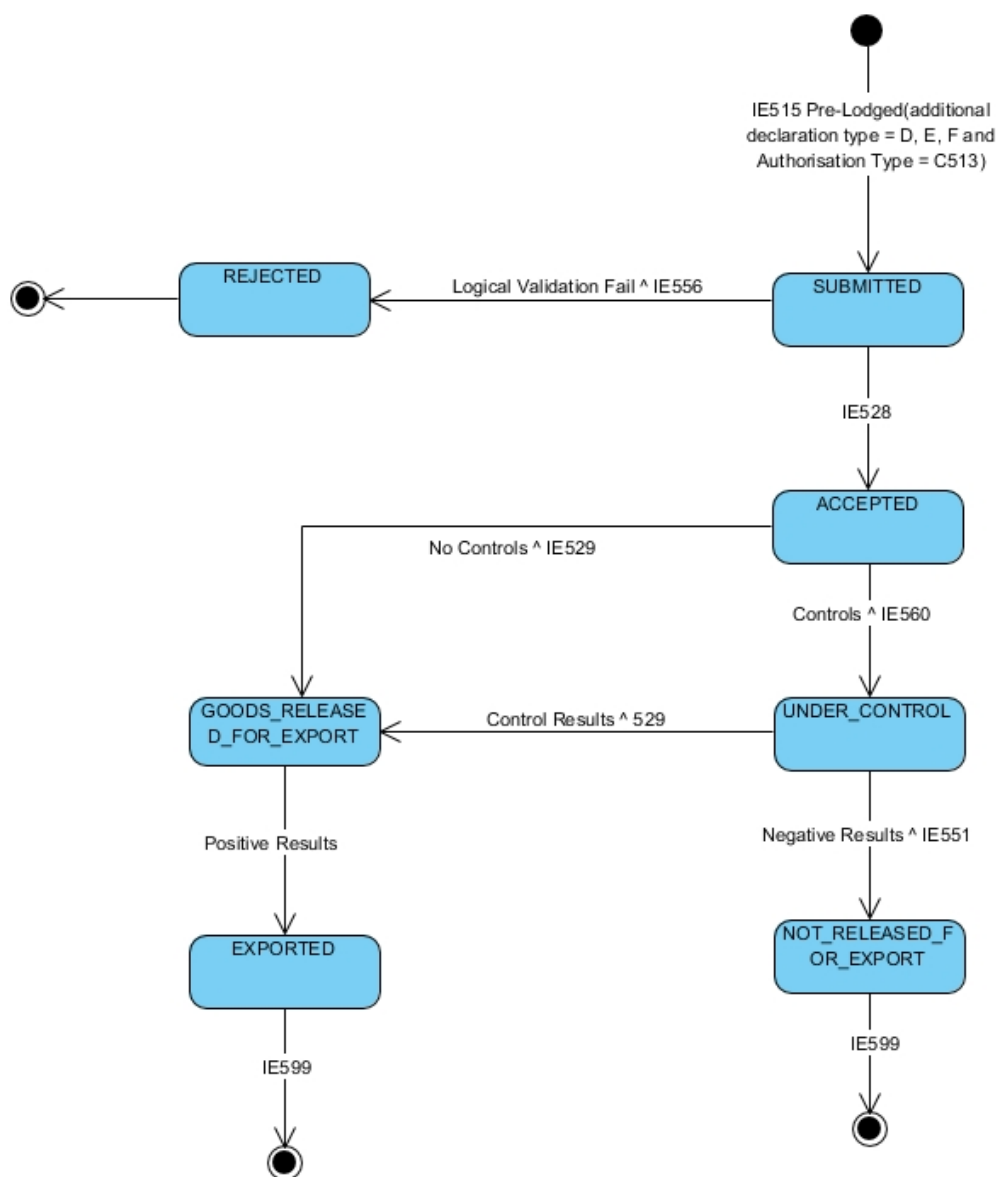


Figure 32: Unsatisfactory documentary control results at SCO - State Diagram

4.6.9.3 Use Case Summary

- **Core Flow – Unsatisfactory documentary control results at SCO**
 1. The Declarant/Representative submits a IE515 Export Declaration
 2. The Export Declaration is syntactically valid
 3. *The movement state at the Supervising Customs Office is set to “Submitted”*
 4. The Export Declaration is logically valid
 5. Revenue accepts the declaration, generates MRN and sends IE528 to the Declarant/Representative

6. *The movement state at the Supervising Customs Office is set to "Accepted"*
7. Revenue identifies that the Export Declaration has been lodged under Centralised Clearance
8. Revenue decides to perform documentary controls
9. Revenue sends the IE560 'Export Control Decision Notification' to the Declarant/Representative
10. *The movement state at the Supervising Customs Office is set to "Under Control"*
11. The control results are unsatisfactory
12. *The movement state at the Supervising Customs Office is set to "Not Released for Export"*
13. Revenue notifies the Declarant/Representative with the IE551 'Export No Release'

- **Alt - The declaration is syntactically invalid**

1. The Declarant/Representative submits a IE515 Export Declaration
2. The IE515 message is syntactically invalid
3. Revenue sends an IE917 XML NACK message to the Trader

- **Alt - The declaration is logically invalid - Rejection of declaration**

1. The Declarant/Representative submits a IE515 Export Declaration
2. The Export Declaration is syntactically valid
3. *The movement state at the Customs Office of Export is set to "Submitted"*
4. Revenue validates the Export Declaration
5. The Export Declaration is logically invalid
6. Revenue rejects the declaration and sends the IE556 to the Declarant/Representative
7. *The movement state at the Customs Office of Export is set to "Rejected"*

4.6.10 Declaration amendment accepted under centralised clearance

4.6.10.1 Sequence Diagram

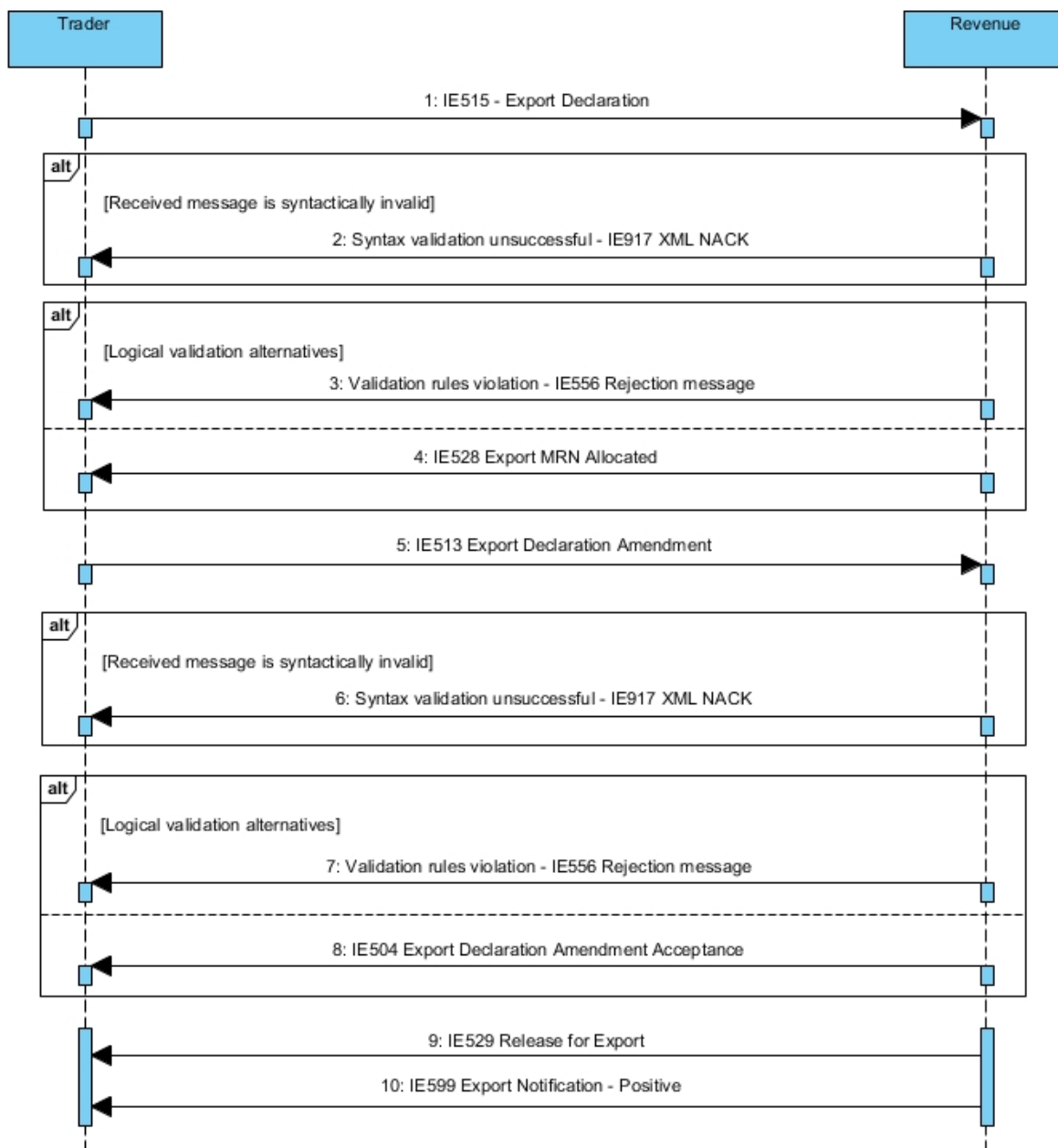


Figure 33: Declaration amendment accepted under centralised clearance - Sequence Diagram

4.6.10.2 State Diagram

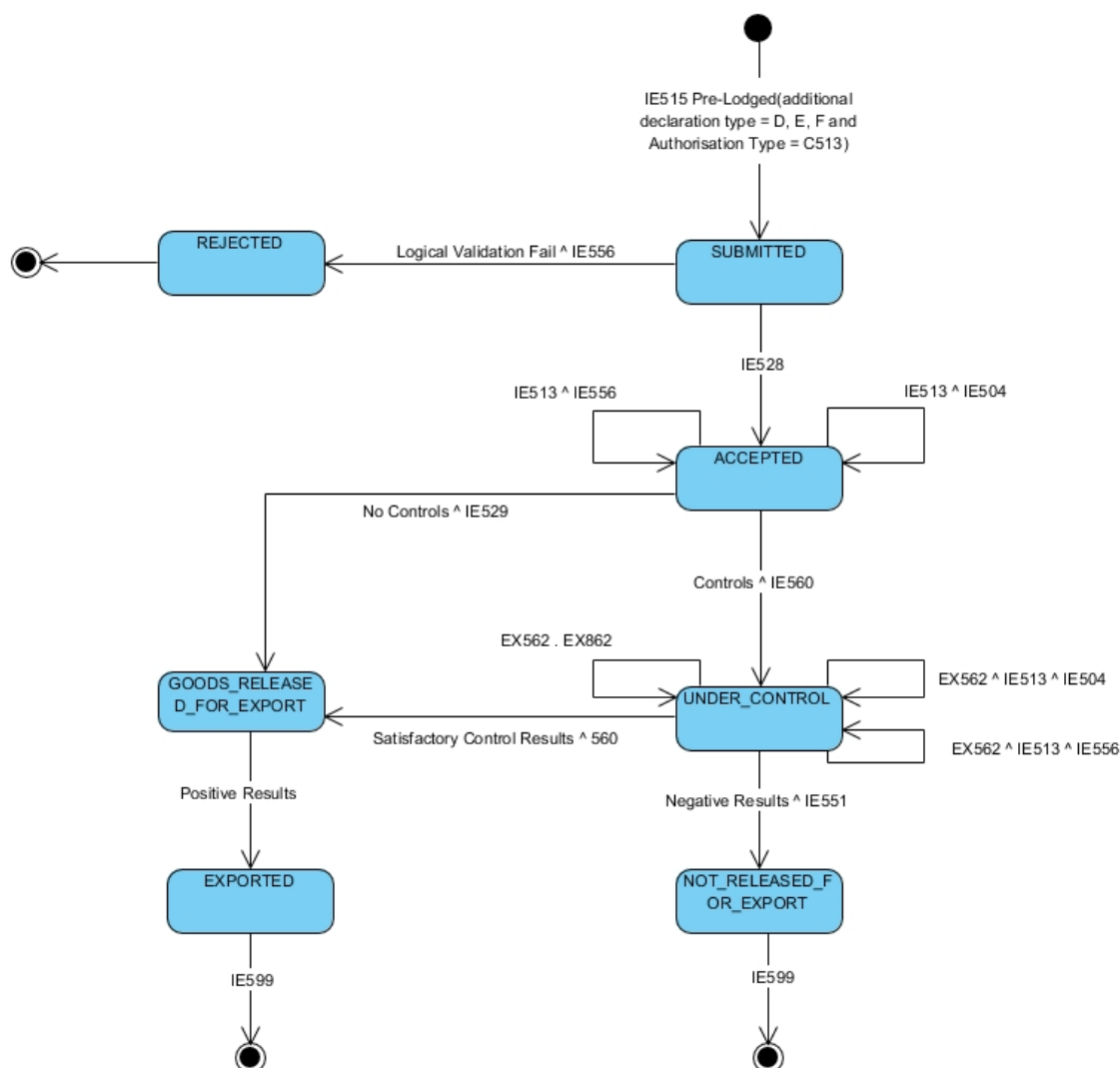


Figure 34: Declaration amendment accepted under centralised clearance - State Diagram

4.6.10.3 Use Case Summary

- **Core Flow – Declaration amendment accepted under centralised clearance**
 1. The Declarant/Representative submits a IE515 Export Declaration
 2. The Export Declaration is syntactically valid
 3. *The movement state at the Supervising Customs Office is set to “Submitted”*
 4. The Export Declaration is logically valid
 5. Revenue accepts the declaration, generates MRN and sends IE528 to the Declarant/Representative
 6. *The movement state at the Supervising Customs Office is set to “Accepted”*
 7. The Declarant/Representative submits a IE513 ‘Declaration Amendment’
 8. Revenue accepts the amendment

9. Revenue sends IE504 'Export Declaration Amendment Acceptance' to the Declarant/Representative.
 10. Revenue identifies that the Export Declaration has been lodged under Centralised Clearance
 11. Revenue authorizes the release of the goods for Export
 12. *The movement state at the Supervising Customs Office is set to "Goods Released for Export"*
 13. Revenue send the IE529 'Release for Export' to the Declarant/Representative
 14. The control results are satisfactory
 15. *The movement state at the Supervising Customs Office is set to "Exported"*
 16. Revenue notifies the Declarant/Representative with the IE599 'Export Notification'
- **Alt - The declaration is syntactically invalid**
 1. The Declarant/Representative submits a IE515 Export Declaration
 2. The IE515 message is syntactically invalid
 3. Revenue sends an IE917 XML NACK message to the Trader
 - **Alt - The declaration is logically invalid - Rejection of declaration**
 1. The Declarant/Representative submits a IE515 Export Declaration
 2. The Export Declaration is syntactically valid
 3. *The movement state at the Customs Office of Export is set to "Submitted"*
 4. Revenue validates the Export Declaration
 5. The Export Declaration is logically invalid
 6. Revenue rejects the declaration and sends the IE556 to the Declarant/Representative
 7. *The movement state at the Customs Office of Export is set to "Rejected"*
 - **Alt - The amendment is syntactically invalid**
 1. The Declarant/Representative submits a IE513 Declaration Amendment
 2. The IE513 message is syntactically invalid
 3. Revenue sends an IE917 XML NACK message to the Trader
 - **Alt - The amendment is logically invalid**
 1. The Declarant/Representative submits a IE513 Declaration Amendment
 2. The Export Declaration is syntactically valid
 3. Revenue validates the amendment
 4. The Export Declaration is logically invalid
 5. Revenue rejects the declaration and sends the IE556 to the Declarant/Representative

4.7 Declaration Invalidation

4.7.1 Invalidation by Trader before release of the movement for Export

4.7.1.1 Sequence Diagram

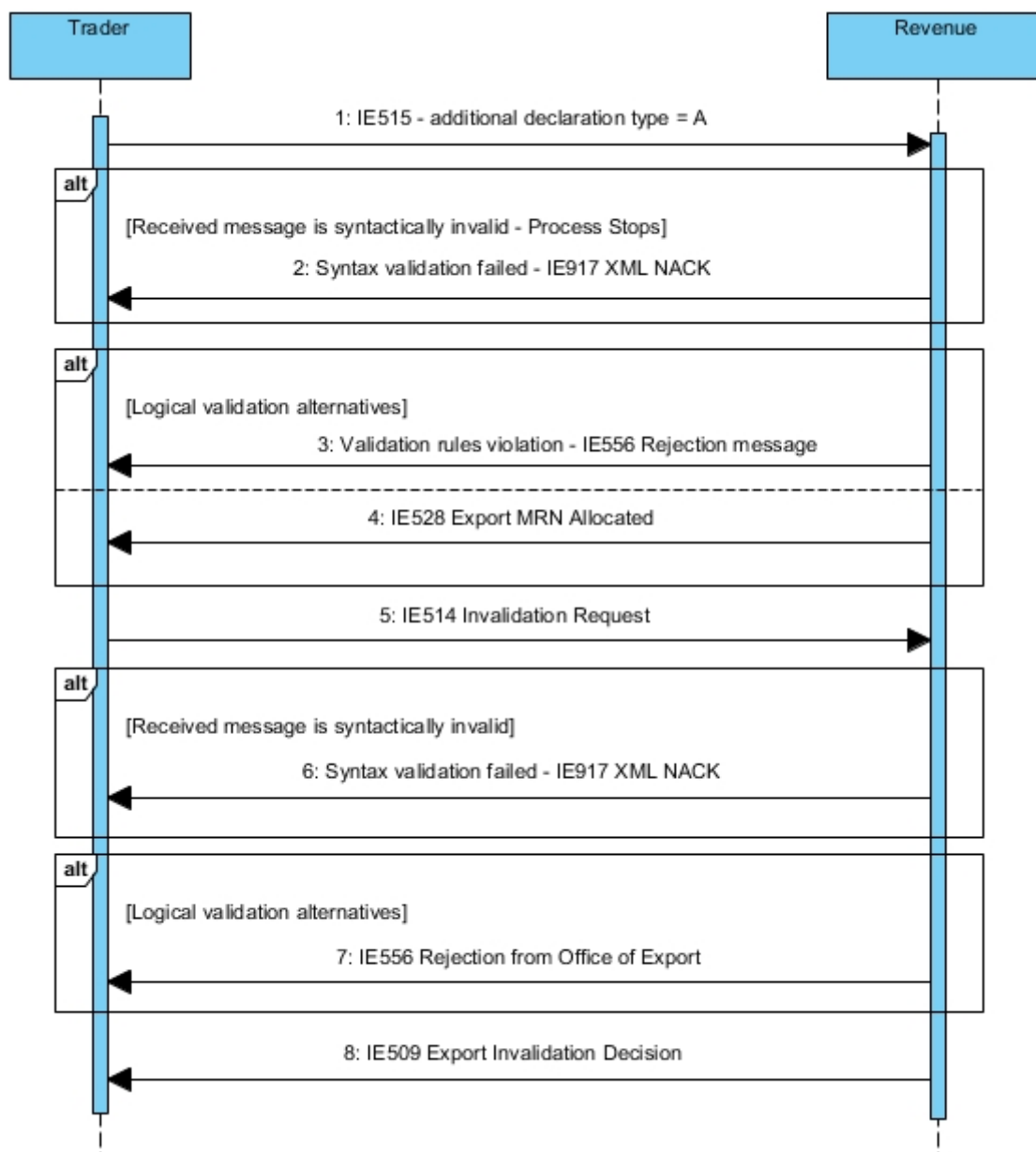


Figure 35: Invalidation before release - Sequence Diagram

4.7.1.2 State Diagram

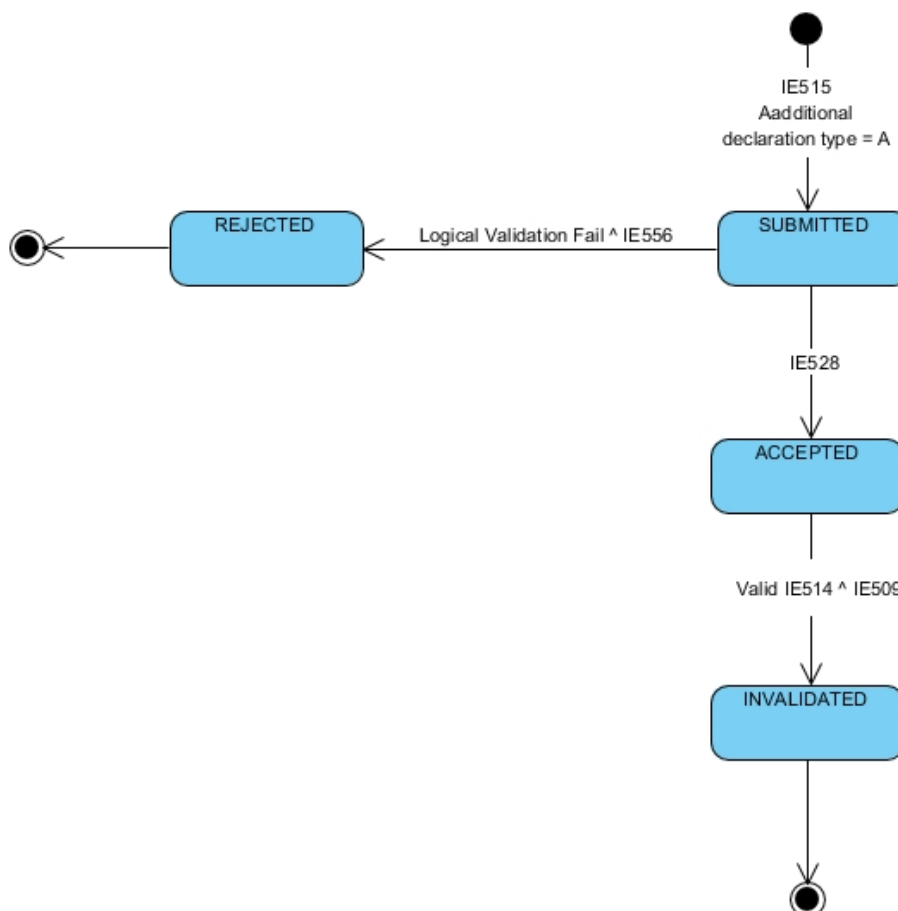


Figure 36: Invalidation before release - State Diagram

4.7.1.3 Use Case Summary

- **Core Flow – Declaration Invalidation accepted**

1. The Declarant/Representative submits a IE515 Export Declaration (Additional declaration type = A)
2. The Export Declaration is syntactically valid
3. *The movement state at the Customs Office of Export is set to "Submitted"*
4. The Export Declaration is logically valid
5. Revenue accepts the declaration, generates MRN and sends IE528 to the Declarant/Representative
6. *The movement state at the Customs Office of Export is set to "Accepted"*
7. The Goods are authorized for Export
8. The Declarant/Representative submits an IE514 'Export Invalidation Request'
9. The request is syntactically valid
10. The request is logically valid
11. Revenue invalidates the Export Declaration

12. Revenue sends the IE509 'Export Invalidation Decision' to the Declarant/Representative
13. *The movement state at the Customs Office of Export is set to "Invalidated"*

- **Alt - The declaration is syntactically invalid**

1. The Declarant/Representative submits a IE515 Export Declaration
2. The IE515 message is syntactically invalid
3. Revenue sends an IE917 XML NACK message to the Trader

- **Alt - The declaration is logically invalid - Rejection of declaration**

1. The Declarant/Representative submits a IE515 Export Declaration
2. The Export Declaration is syntactically valid
3. *The movement state at the Customs Office of Export is set to "Submitted"*
4. Revenue validates the Export Declaration
5. The Export Declaration is logically invalid
6. Revenue rejects the declaration and sends the IE556 to the Declarant/Representative
7. *The movement state at the Customs Office of Export is set to "Rejected"*

- **Alt - The Export Invalidation Request is syntactically invalid**

1. The Declarant/Representative submits a IE514 Export Invalidation Request
2. The IE514 message is syntactically invalid
3. Revenue sends an IE917 XML NACK message to the Trader

- **Alt - The Export Invalidation Request is logically invalid**

1. The Declarant/Representative submits a IE514 Export Invalidation Request
2. The IE514 message is logically invalid
3. Revenue rejects the declaration and sends the IE556 to the Declarant/Representative

4.7.2 Invalidation requested by Trader for a Released Movement

4.7.2.1 Sequence Diagram

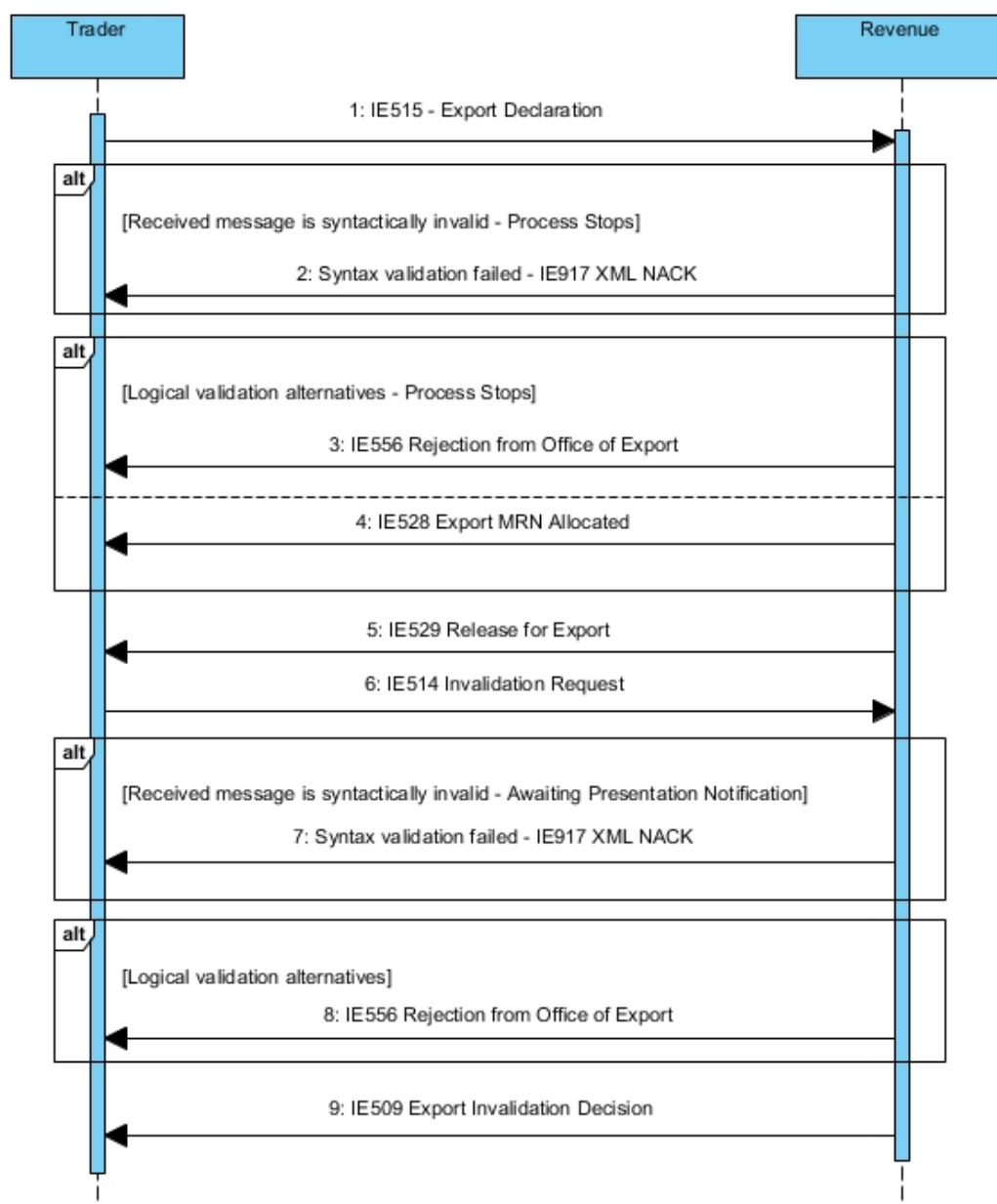


Figure 37: Invalidation requested for a Released Movement - Sequence Diagram

4.7.2.2 State Diagram

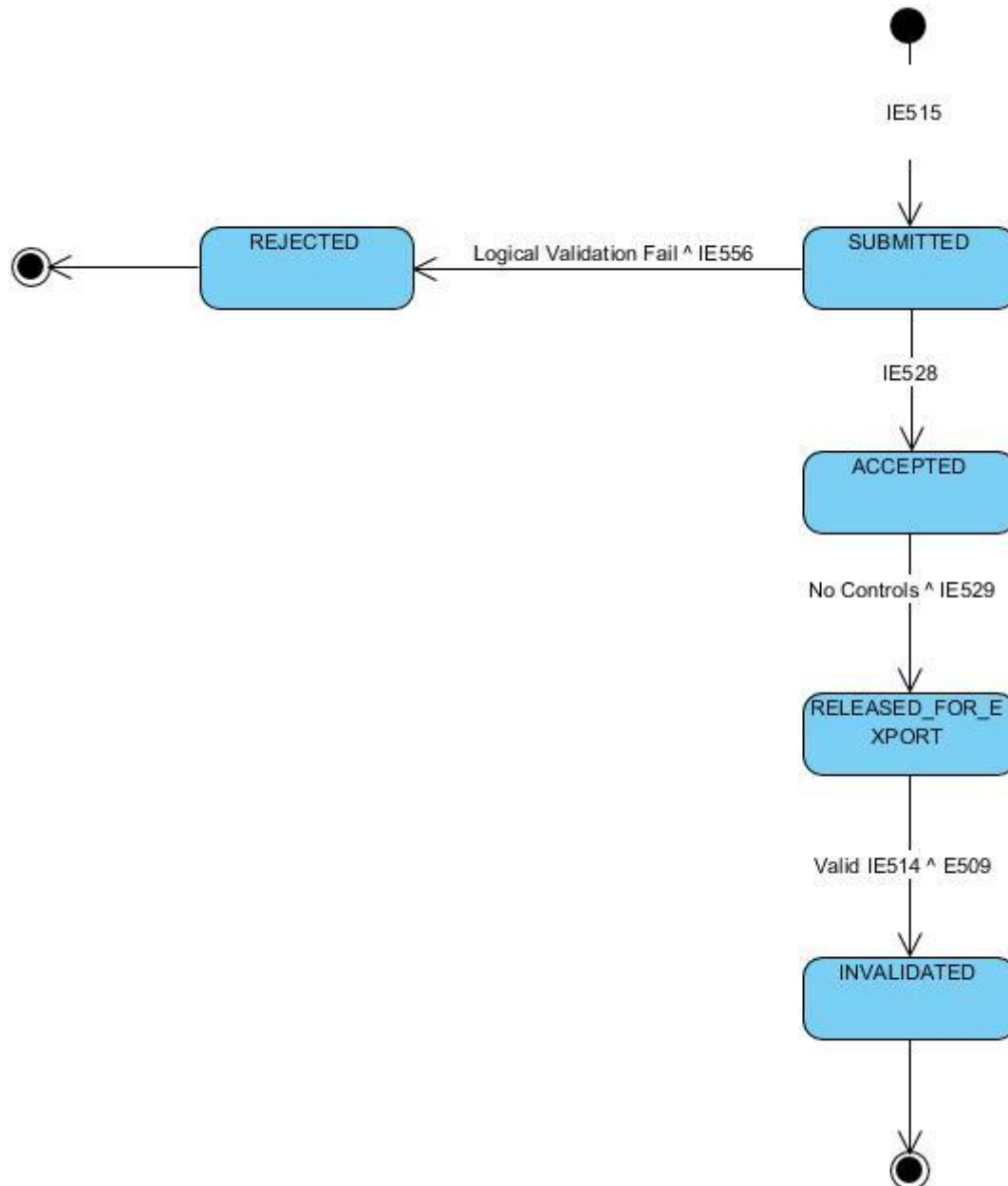


Figure 38: Invalidation requested for a Released Movement - State Diagram

4.7.2.3 Use Case Summary

- **Core Flow - Invalidation for a Released Movement**

1. The Declarant/Representative submits a IE515 Export Declaration
2. The Export Declaration is syntactically valid
3. *The movement state at the Customs Office of Export is set to "Submitted"*
4. The Export Declaration is logically valid
5. Revenue accepts the declaration, generates MRN and sends IE528 to the Declarant/Representative
6. *The movement state at the Customs Office of Export is set to "Accepted"*
7. The Goods are authorized for Export
8. Revenue send the IE529 'Release for Export' to the Declarant/Representative
9. *The movement state at the Customs Office of Export is set to "Goods Released for Export"*
10. The Declarant/Representative submits an IE514 'Export Invalidation Request'
11. The request is syntactically valid
12. The request is logically valid
13. Revenue invalidates the Export Declaration
14. Revenue sends the IE509 'Export Invalidation Decision' to the Declarant/Representative
15. *The movement state at the Customs Office of Export is set to "Invalidated"*

- **Alt - The declaration is syntactically invalid**

1. The Declarant/Representative submits a IE515 Export Declaration
2. The IE515 message is syntactically invalid
3. Revenue sends an IE917 XML NACK message to the Trader

- **Alt - The declaration is logically invalid - Rejection of declaration**

1. The Declarant/Representative submits a IE515 Export Declaration
2. The Export Declaration is syntactically valid
3. *The movement state at the Customs Office of Export is set to "Submitted"*
4. Revenue validates the Export Declaration
5. The Export Declaration is logically invalid
6. Revenue rejects the declaration and sends the IE556 to the Declarant/Representative
7. *The movement state at the Customs Office of Export is set to "Rejected"*

- **Alt - The Export Invalidation Request is syntactically invalid**

1. The Declarant/Representative submits a IE514 Export Invalidation Request
2. The IE514 message is syntactically invalid
3. Revenue sends an IE917 XML NACK message to the Trader

- **Alt - The Export Invalidation Request is logically invalid**
 1. The Declarant/Representative submits a IE514 Export Invalidation Request
 2. The IE514 message is logically invalid
 3. Revenue rejects the declaration and sends the IE556 to the Declarant/Representative

4.7.3 Invalidation initiated by the Customs Officer at Export

4.7.3.1 Sequence Diagram

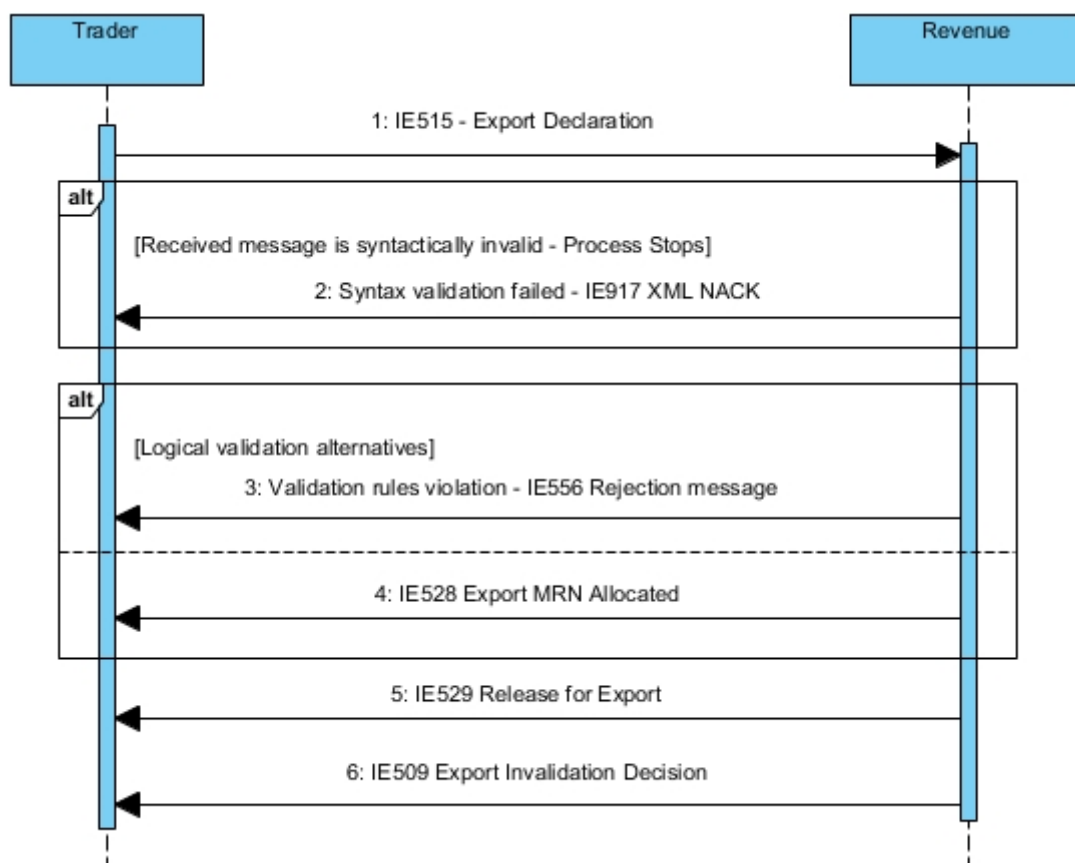


Figure 39: Invalidation initiated by Revenue - Sequence Diagram

4.7.3.2 State Diagram

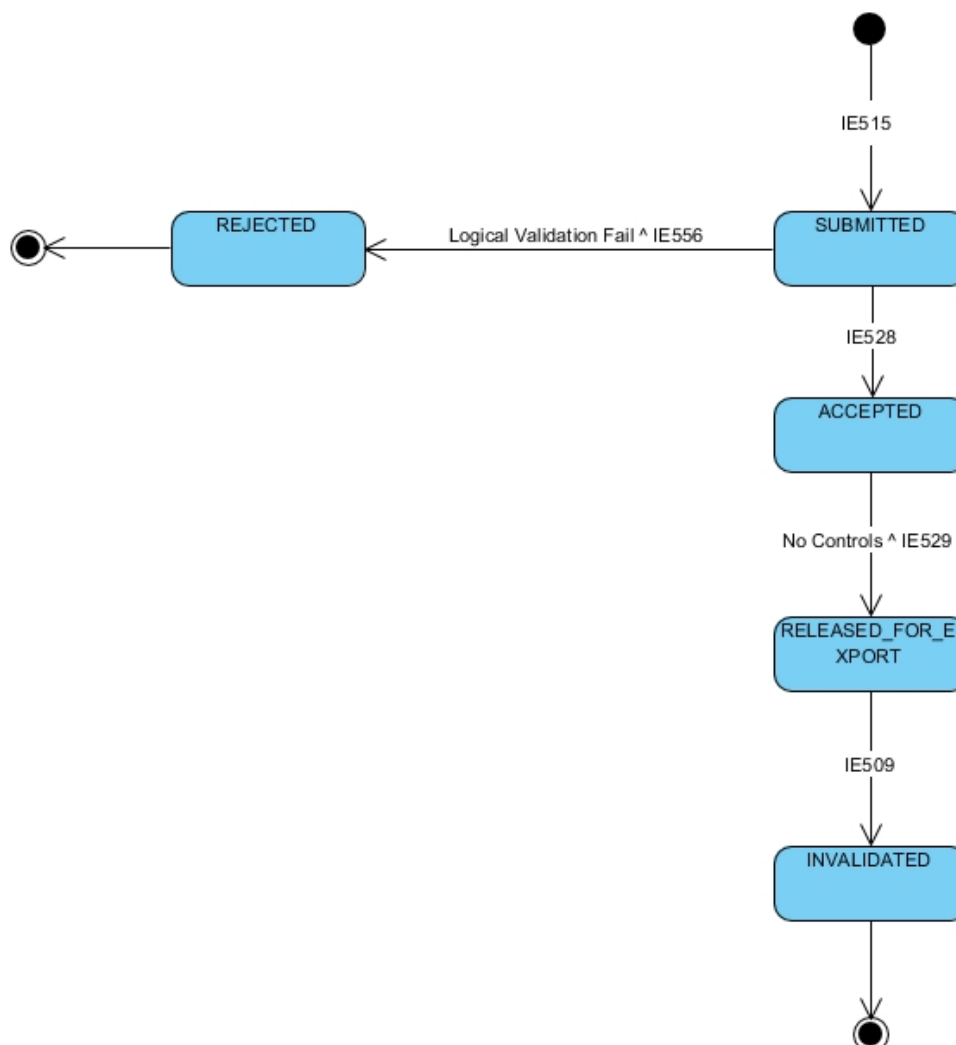


Figure 40: Invalidation initiated by Revenue - State Diagram

4.7.3.3 Use Case Summary

- **Core Flow - Invalidation initiated by Revenue**
 1. The Declarant/Representative submits a IE515 Export Declaration
 2. The Export Declaration is syntactically valid
 3. *The movement state at the Customs Office of Export is set to "Submitted"*
 4. The Export Declaration is logically valid
 5. Revenue accepts the declaration, generates MRN and sends IE528 to the Declarant/Representative
 6. *The movement state at the Customs Office of Export is set to "Accepted"*
 7. The Goods are authorized for Export

8. Revenue send the IE529 'Release for Export' to the Declarant/Representative
9. *The movement state at the Customs Office of Export is set to "Goods Released for Export"*
10. Revenue invalidates the Export Declaration
11. Revenue sends the IE509 'Export Invalidation Decision' to the Declarant/Representative
12. *The movement state at the Customs Office of Export is set to "Invalidated"*

- **Alt - The declaration is syntactically invalid**

1. The Declarant/Representative submits a IE515 Export Declaration
2. The IE515 message is syntactically invalid
3. Revenue sends an IE917 XML NACK message to the Trader

- **Alt - The declaration is logically invalid - Rejection of declaration**

1. The Declarant/Representative submits a IE515 Export Declaration
2. The Export Declaration is syntactically valid
3. *The movement state at the Customs Office of Export is set to "Submitted"*
4. Revenue validates the Export Declaration
5. The Export Declaration is logically invalid
6. Revenue rejects the declaration and sends the IE556 to the Declarant/Representative
7. *The movement state at the Customs Office of Export is set to "Rejected"*

4.7.4 Invalidation requested by Trader before the release of the movement for export refused

4.7.4.1 Sequence Diagram

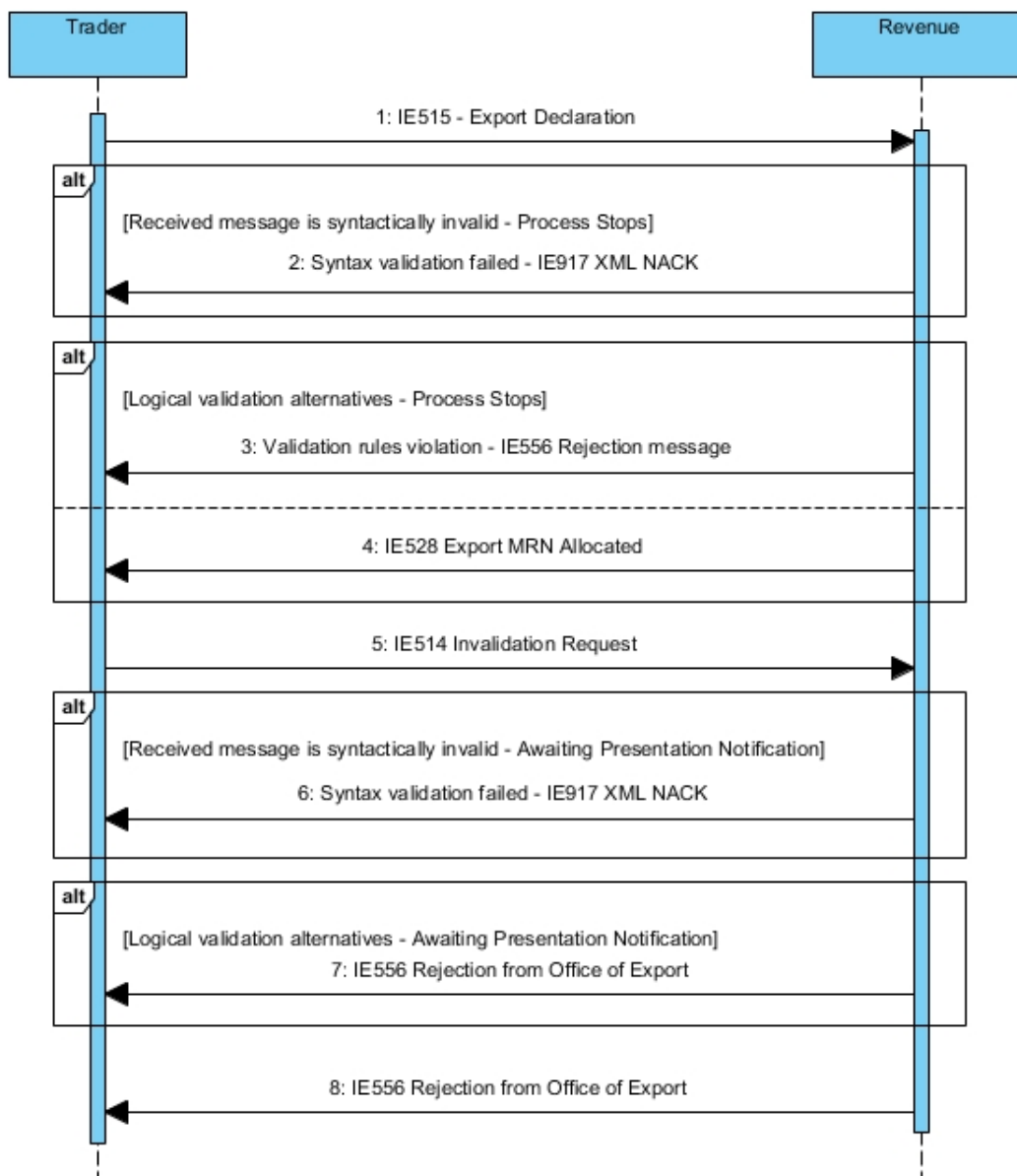


Figure 41: Invalidation requested before the release of the movement refused - Sequence Diagram

4.7.4.2 State Diagram

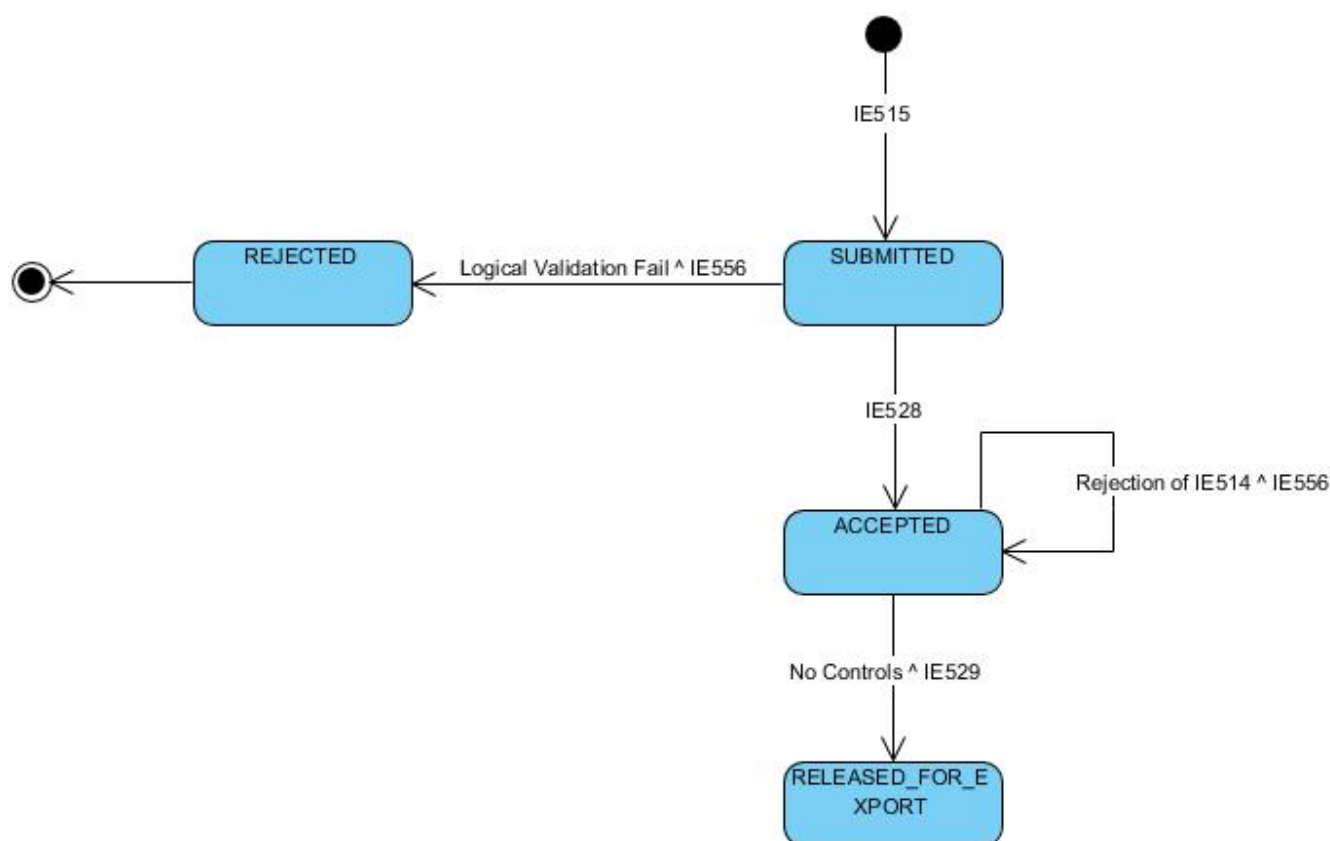


Figure 42: Invalidation requested before the release of the movement refused - State Diagram

4.7.4.3 Use Case Summary

- **Core Flow – Declaration Invalidation refused**
 1. The Declarant/Representative submits a IE515 Export Declaration
 2. The Export Declaration is syntactically valid
 3. *The movement state at the Customs Office of Export is set to "Submitted"*
 4. The Export Declaration is logically valid
 5. Revenue accepts the declaration, generates MRN and sends IE528 to the Declarant/Representative
 6. *The movement state at the Customs Office of Export is set to "Accepted"*
 7. The Goods are authorized for Export
 8. The Declarant/Representative submits an IE514 'Export Invalidation Request'
 9. The request is syntactically valid
 10. The request is logically valid
 11. Revenue rejects the invalidation request
 12. Revenue sends the IE556 to the Declarant/Representative
 13. *The movement state at the Customs Office of Export remains the same*

- **Alt - The declaration is syntactically invalid**
 1. The Declarant/Representative submits a IE515 Export Declaration
 2. The IE515 message is syntactically invalid
 3. Revenue sends an IE917 XML NACK message to the Trader

- **Alt - The declaration is logically invalid - Rejection of declaration**
 1. The Declarant/Representative submits a IE515 Export Declaration
 2. The Export Declaration is syntactically valid
 3. *The movement state at the Customs Office of Export is set to "Submitted"*
 4. Revenue validates the Export Declaration
 5. The Export Declaration is logically invalid
 6. Revenue rejects the declaration and sends the IE556 to the Declarant/Representative
 7. *The movement state at the Customs Office of Export is set to "Rejected"*

- **Alt - The Export Invalidation Request is syntactically invalid**
 1. The Declarant/Representative submits a IE514 Export Invalidation Request
 2. The IE514 message is syntactically invalid
 3. Revenue sends an IE917 XML NACK message to the Trader
- **Alt - The Export Invalidation Request is logically invalid**
 1. The Declarant/Representative submits a IE514 Export Invalidation Request
 2. The IE514 message is logically invalid
 3. Revenue rejects the declaration and sends the IE556 to the Declarant/Representative

4.7.5 Invalidation requested by Trader for a released movement refused

4.7.5.1 Sequence Diagram

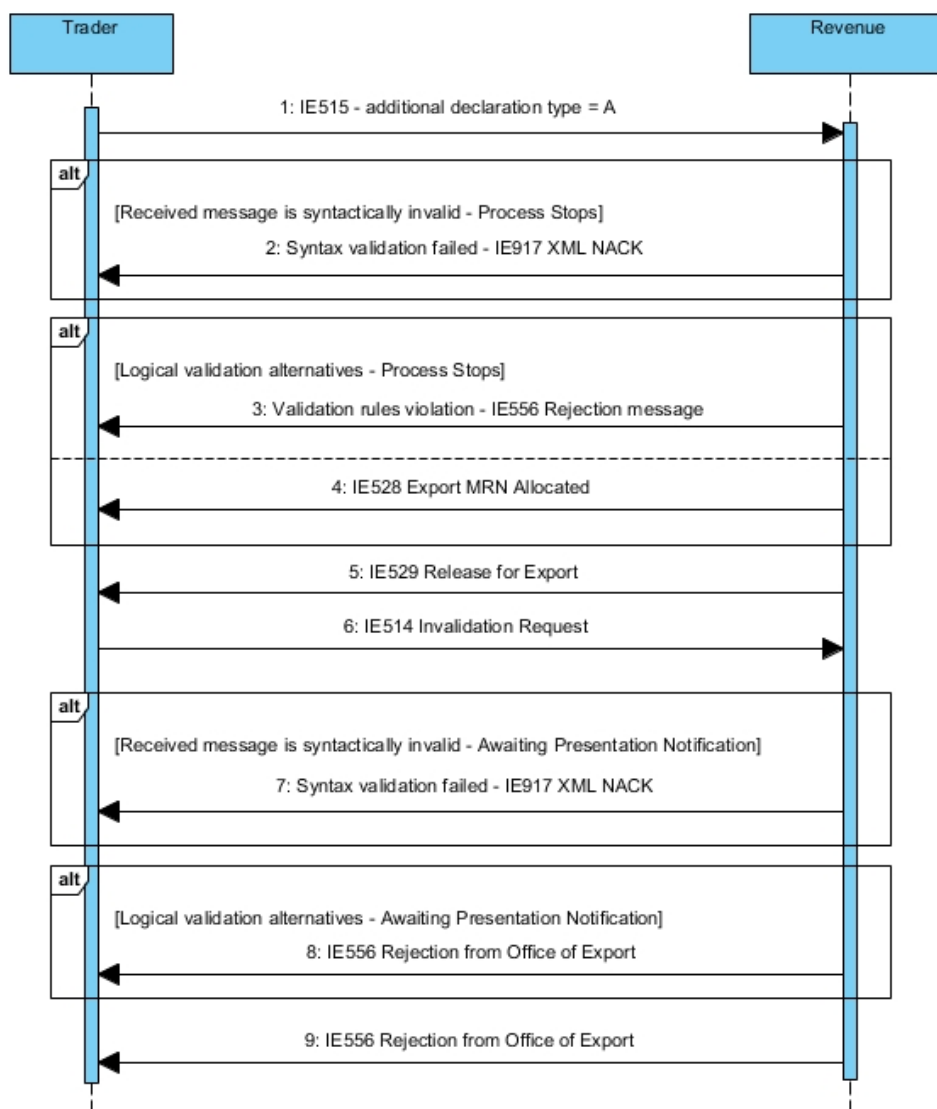


Figure 43: Invalidation requested for a released movement refused - Sequence Diagram

4.7.5.2 State Diagram

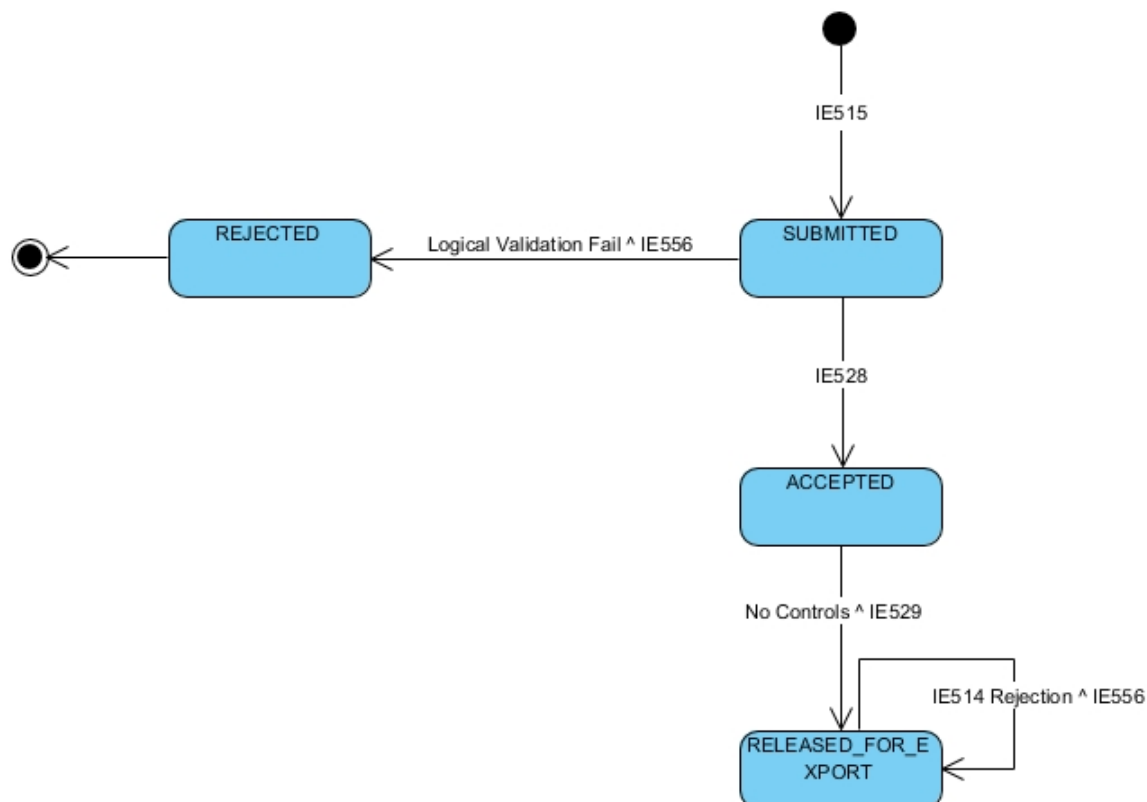


Figure 44: Invalidation requested for a released movement refused - State Diagram

4.7.5.3 Use Case Summary

- **Core Flow - Invalidation for a Released Movement refused**

1. The Declarant/Representative submits a IE515 Export Declaration
2. The Export Declaration is syntactically valid
3. *The movement state at the Customs Office of Export is set to "Submitted"*
4. The Export Declaration is logically valid
5. Revenue accepts the declaration, generates MRN and sends IE528 to the Declarant/Representative
6. *The movement state at the Customs Office of Export is set to "Accepted"*
7. The Goods are authorized for Export
8. Revenue send the IE529 'Release for Export' to the Declarant/Representative
9. *The movement state at the Customs Office of Export is set to "Goods Released for Export"*
10. The Declarant/Representative submits an IE514 'Export Invalidation Request'
11. The request is syntactically valid
12. The request is logically valid
13. Revenue rejects the invalidation request
14. Revenue sends the IE556 to the Declarant/Representative
15. *The movement state at the Customs Office of Export remains the same*

- **Alt - The declaration is syntactically invalid**

1. The Declarant/Representative submits a IE515 Export Declaration
2. The IE515 message is syntactically invalid
3. Revenue sends an IE917 XML NACK message to the Trader

- **Alt - The declaration is logically invalid - Rejection of declaration**

1. The Declarant/Representative submits a IE515 Export Declaration
2. The Export Declaration is syntactically valid
3. *The movement state at the Customs Office of Export is set to "Submitted"*
4. Revenue validates the Export Declaration
5. The Export Declaration is logically invalid
6. Revenue rejects the declaration and sends the IE556 to the Declarant/Representative
7. *The movement state at the Customs Office of Export is set to "Rejected"*

- **Alt - The Export Invalidation Request is syntactically invalid**

1. The Declarant/Representative submits a IE514 Export Invalidation Request
2. The IE514 message is syntactically invalid
3. Revenue sends an IE917 XML NACK message to the Trader

- **Alt - The Export Invalidation Request is logically invalid**

1. The Declarant/Representative submits a IE514 Export Invalidation Request
2. The IE514 message is logically invalid
3. Revenue rejects the declaration and sends the IE556 to the Declarant/Representative

4.7.6 Invalidation with goods under excise duty suspension arrangement

The invalidation of a declaration with goods under excise duty suspension starts with the flow of one of the following scenarios:

- 4.7.1 Invalidation by Trader before release of the movement for Export
- 4.7.2 Invalidation requested by Trader for a Released Movement
- 4.7.3 Invalidation initiated by the Customs Officer at Export
- 4.14.3 Invalidation after expiry of time limit to receive Alternative Evidence

4.7.7 Invalidation of an export declaration lodged under centralised clearance

The scenario adopts the flow of the scenarios listed below:

- 4.7.2 Invalidation requested by Trader for a Released Movement
- 4.7.3 Invalidation initiated by the Customs Officer at Export
- 4.14.3 Invalidation after expiry of time limit to receive Alternative Evidence

4.7.8 Invalidation with Supplementary Declaration lodged under centralised clearance

The scenario adopts the flow of the scenarios listed below:

- 4.7.2 Invalidation requested by Trader for a Released Movement
- 4.7.3 Invalidation initiated by the Customs Officer at Export
- 4.14.3 Invalidation after expiry of time limit to receive Alternative Evidence

4.7.9 Invalidation when the Customs Office of Export is the Customs Office of Exit

The invalidation of a declaration when the Customs Office of Export is the same as the Customs Office of Exit starts with the flow of one of the following scenarios:

- 4.7.2 Invalidation requested by Trader for a Released Movement
- 4.7.3 Invalidation initiated by the Customs Officer at Export
- 4.14.3 Invalidation after expiry of time limit to receive Alternative Evidence

4.7.10 Invalidation requested by Trader for a Released Movement refused by the Customs Office of Exit

4.7.10.1 Sequence Diagram

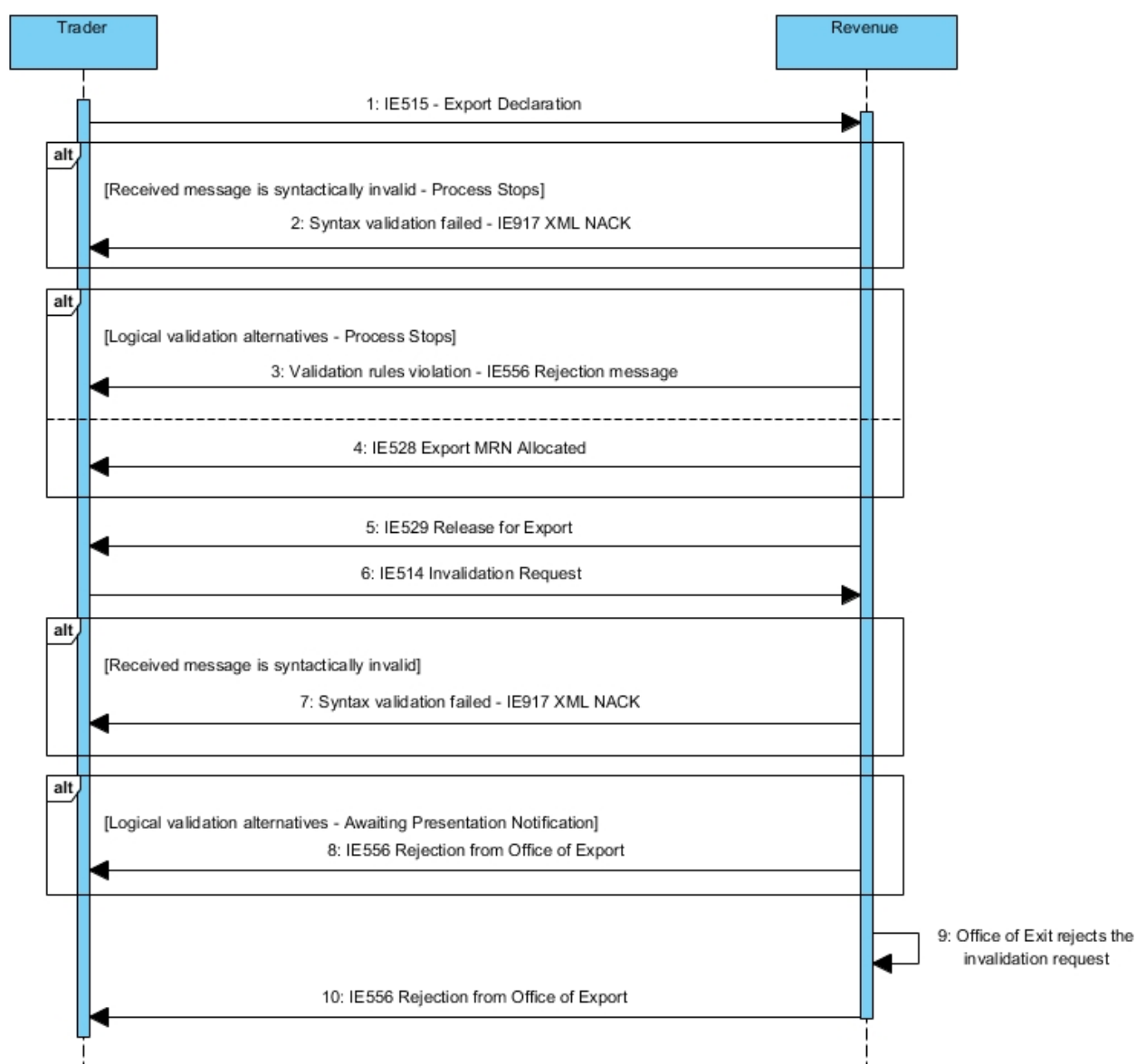


Figure 45: Invalidation refused by Office of Exit - Sequence Diagram

4.7.10.2 State Diagram

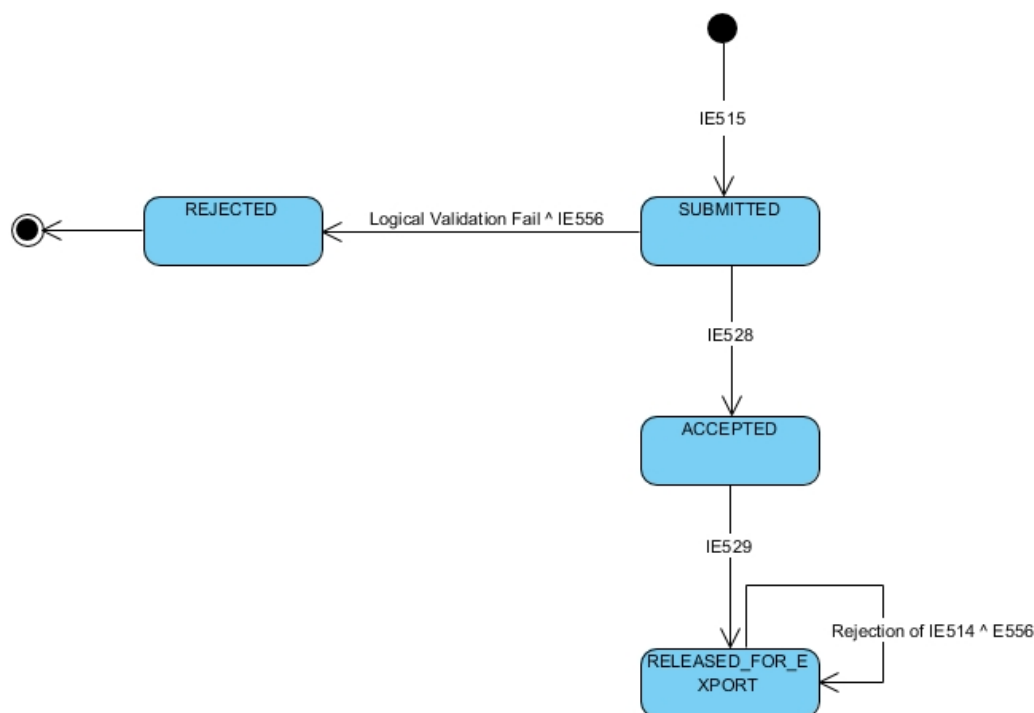


Figure 46: Invalidation refused by Office of Exit - State Diagram

4.7.10.3 Use Case Summary

- **Core Flow – Declaration Invalidation refused**

1. The Declarant/Representative submits a IE515 Export Declaration
2. The Export Declaration is syntactically valid
3. *The movement state at the Customs Office of Export is set to "Submitted"*
4. The Export Declaration is logically valid
5. Revenue accepts the declaration, generates MRN and sends IE528 to the Declarant/Representative
6. *The movement state at the Customs Office of Export is set to "Accepted"*
7. The Goods are authorized for Export
8. Revenue send the IE529 'Release for Export' to the Declarant/Representative
9. *The movement state at the Customs Office of Export is set to "Goods Released for Export"*
10. The Declarant/Representative submits an IE514 'Export Invalidation Request'
11. The request is syntactically valid
12. The request is logically valid
13. Office of Exit rejects the invalidation request
14. Revenue sends the IE556 to the Declarant/Representative
15. *The movement state at the Customs Office of Export remains the same*

- **Alt - The declaration is syntactically invalid**

1. The Declarant/Representative submits a IE515 Export Declaration
2. The IE515 message is syntactically invalid
3. Revenue sends an IE917 XML NACK message to the Trader

- **Alt - The declaration is logically invalid - Rejection of declaration**
 1. The Declarant/Representative submits a IE515 Export Declaration
 2. The Export Declaration is syntactically valid
 3. *The movement state at the Customs Office of Export is set to "Submitted"*
 4. Revenue validates the Export Declaration
 5. The Export Declaration is logically invalid
 6. Revenue rejects the declaration and sends the IE556 to the Declarant/Representative
 7. *The movement state at the Customs Office of Export is set to "Rejected"*

- **Alt - The Export Invalidation Request is syntactically invalid**
 1. The Declarant/Representative submits a IE514 Export Invalidation Request
 2. The IE514 message is syntactically invalid
 3. Revenue sends an IE917 XML NACK message to the Trader
- **Alt - The Export Invalidation Request is logically invalid**
 1. The Declarant/Representative submits a IE514 Export Invalidation Request
 2. The IE514 message is logically invalid
 3. Revenue rejects the declaration and sends the IE556 to the Declarant/Representative

4.8 Simplified and Supplementary Declaration

Note:

The sequence depicted will be enhanced in the coming weeks to reflect that the supplementary could be submitted after status 'EXPORTED' and also a Revenue generated message indicating that supplementary is required.

4.8.1.1 Sequence Diagram

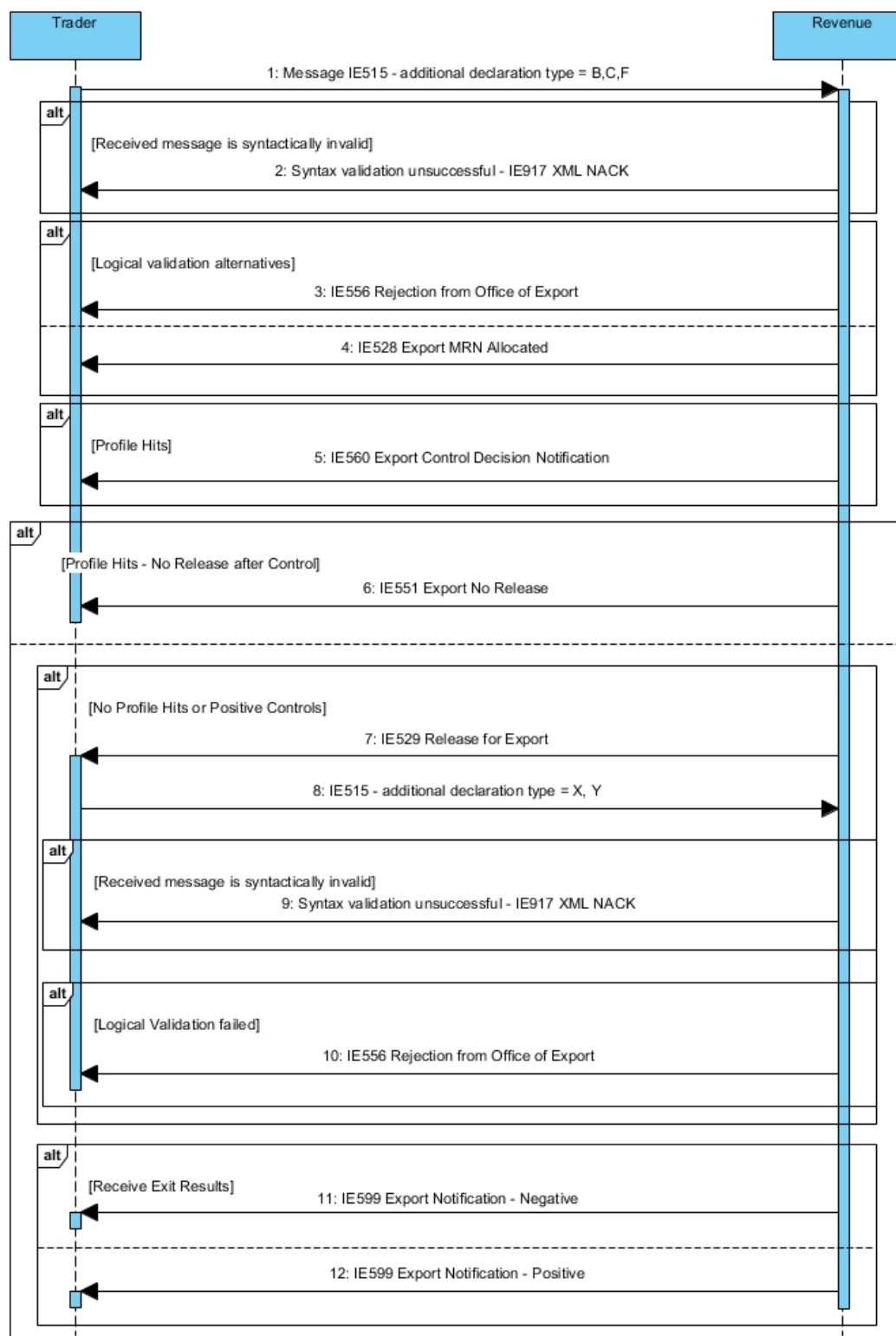


Figure 47: Simplified and Supplementary Declaration - Sequence Diagram

4.8.1.2 State Diagram

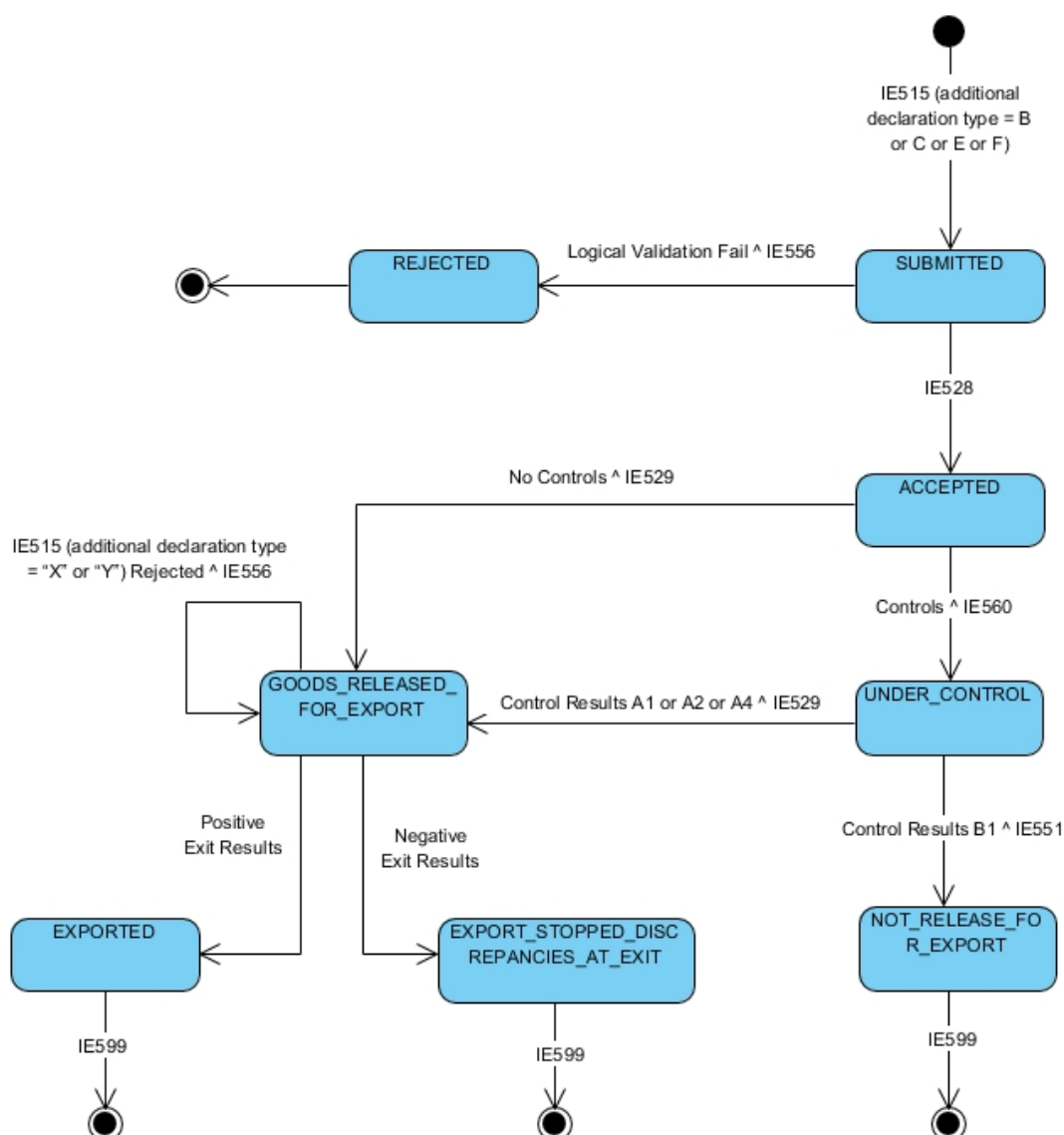


Figure 48: Simplified and Supplementary Declaration - Sequence Diagram

4.8.1.3 Use Case Summary

- **Core Flow - Simplified Declaration**

1. The Declarant/Representative submits a Simplified Export Declaration (IE515 with Additional declaration type equal to "B" or "C" or "F")
2. The Export Declaration is syntactically valid
3. *The movement state at the Customs Office of Export is set to "Submitted"*
4. The Export Declaration is logically valid
5. Revenue accepts the declaration, generates MRN and sends IE528 to the Declarant/Representative
6. *The movement state at the Customs Office of Export is set to "Accepted"*
7. The Goods are authorized for Export

8. The Timer for Lodgement of Supplementary Declaration starts
 9. Revenue send the IE529 'Release for Export' to the Declarant/Representative
 10. *The movement state at the Customs Office of Export is set to "Goods Released for Export"*
 11. The Declarant/Representative submits a Supplementary Declaration (IE515 with Additional declaration type equal to "X" or "Y")
 12. The Supplementary Declaration is syntactically valid
 13. The Supplementary Declaration is logically valid
 14. The Exit Results are positive
 15. *The movement state at the Customs Office of Export is set to "Exported"*
 16. Revenue notifies the Declarant/Representative with the IE599 'Export Notification'
-
- **Alt - Rejection of Supplementary Declaration**
 1. The Declarant/Representative submits a Simplified Export Declaration (IE515 with Additional declaration type equal to "B" or "C" or "F")
 2. The Export Declaration is syntactically valid
 3. *The movement state at the Customs Office of Export is set to "Submitted"*
 4. The Export Declaration is logically valid
 5. Revenue accepts the declaration, generates MRN and sends IE528 to the Declarant/Representative
 6. *The movement state at the Customs Office of Export is set to "Accepted"*
 7. The Goods are authorized for Export
 8. The Timer for Lodgement of Supplementary Declaration starts
 9. Revenue send the IE529 'Release for Export' to the Declarant/Representative
 10. *The movement state at the Customs Office of Export is set to "Goods Released for Export"*
 11. The Declarant/Representative submits a Supplementary Declaration (IE515 with Additional declaration type equal to "X" or "Y")
 12. The Supplementary Declaration is syntactically valid
 13. The Supplementary Declaration is logically invalid
 14. Revenue rejects the declaration and sends the IE556 to the Declarant/Representative
 15. *The movement state at the Customs Office of Export remains unchanged*
 - **Alt - Control at Export with release for Export (Simplified Declaration)**
 1. The Declarant/Representative submits a Simplified Export Declaration (IE515 with Additional declaration type equal to "B" or "C" or "F")
 2. The Export Declaration is syntactically valid
 3. *The movement state at the Customs Office of Export is set to "Submitted"*
 4. The Export Declaration is logically valid
 5. Revenue accepts the declaration, generates MRN and sends IE528 to the Declarant/Representative
 6. *The movement state at the Customs Office of Export is set to "Accepted"*
 7. Revenue decides to control the goods
 8. Revenue sends the IE560 'Export Control Decision Notification' to the Declarant/Representative
 9. *The movement state at the Customs Office of Export is set to "Under Control"*
 10. The control results are satisfactory. The Goods are authorized for Export
 11. The Timer for Lodgement of Supplementary Declaration starts

12. Revenue send the IE529 'Release for Export' to the Declarant/Representative
 13. *The movement state at the Customs Office of Export is set to "Goods Released for Export"*
 14. The Declarant/Representative submits a Supplementary Declaration (IE515 with Additional declaration type equal to "X" or "Y")
 15. The Supplementary Declaration is syntactically valid
 16. The Supplementary Declaration is logically valid
 17. The Exit Results are positive
 18. *The movement state at the Customs Office of Export is set to "Exported"*
 19. Revenue notifies the Declarant/Representative with the IE599 'Export Notification'
- **Alt - Control at Export not released for Export (Simplified Declaration)**
 1. The Declarant/Representative submits a Simplified Export Declaration (IE515 with Additional declaration type equal to "B" or "C" or "F")
 2. The Export Declaration is syntactically valid
 3. *The movement state at the Customs Office of Export is set to "Submitted"*
 4. The Export Declaration is logically valid
 5. Revenue accepts the declaration, generates MRN and sends IE528 to the Declarant/Representative
 6. *The movement state at the Customs Office of Export is set to "Accepted"*
 7. Revenue decides to control the goods
 8. Revenue sends the IE560 'Export Control Decision Notification' to the Declarant/Representative
 9. *The movement state at the Customs Office of Export is set to "Under Control"*
 10. The control results are unsatisfactory. The Goods are NOT authorized for Export (B1:Unsatisfactory)
 11. Revenue notifies the Declarant/Representative with the IE551 'Export No Release'
 12. *The movement state at the Customs Office of Export is set to "Not Released for Export"*.
 - **Alt - Discrepancies at exit - export stopped**
 1. The Declarant/Representative submits a Simplified Export Declaration (IE515 with Additional declaration type equal to "B" or "C" or "F")
 2. The Export Declaration is syntactically valid
 3. *The movement state at the Customs Office of Export is set to "Submitted"*
 4. The Export Declaration is logically valid
 5. Revenue accepts the declaration, generates MRN and sends IE528 to the Declarant/Representative
 6. *The movement state at the Customs Office of Export is set to "Accepted"*
 7. Revenue decides to control the goods
 8. Revenue sends the IE560 'Export Control Decision Notification' to the Declarant/Representative
 9. *The movement state at the Customs Office of Export is set to "Under Control"*
 10. The Timer for Lodgement of Supplementary Declaration starts
 11. Revenue send the IE529 'Release for Export' to the Declarant/Representative
 12. *The movement state at the Customs Office of Export is set to "Goods Released for Export"*
 13. The Declarant/Representative submits a Supplementary Declaration (IE515 with Additional declaration type equal to "X" or "Y")
 14. The Supplementary Declaration is syntactically valid

15. The Supplementary Declaration is logically valid
16. The Exit Results are negative
17. *The movement state at the Customs Office of Export is set to "Export Stopped, Discrepancies at Exit"*
18. Revenue notifies the Declarant/Representative with the IE599 'Export Notification'

- **Alt - The simplified declaration is syntactically invalid**

1. The Declarant/Representative submits a Simplified Declaration (IE515 with Additional declaration type equal to "B" or "C" or "F")
2. The IE515 message is syntactically invalid
3. Revenue sends an IE917 XML NACK message to the Trader

- **Alt - The supplementary declaration is syntactically invalid**

1. The Declarant/Representative submits a Simplified Declaration (IE515 with Additional declaration type equal to "X" or "Y")
2. The IE515 message is syntactically invalid
3. Revenue sends an IE917 XML NACK message to the Trader

- **Alt - The simplified declaration is logically invalid - Rejection of declaration**

1. The Declarant/Representative submits a Simplified Declaration (IE515 with Additional declaration type equal to "B" or "C" or "F")
2. The Declaration is syntactically valid
3. *The movement state at the Customs Office of Export is set to "Submitted"*
4. Revenue validates the Declaration
5. The Export Declaration is logically invalid
6. Revenue rejects the declaration and sends the IE556 to the Declarant/Representative
7. *The movement state at the Customs Office of Export is set to "Rejected"*

- **Alt - The supplementary declaration is logically invalid - Rejection of declaration**

1. The Declarant/Representative submits a supplementary Declaration (IE515 with Additional declaration type equal to "X" or "Y")
2. The Declaration is syntactically valid
3. *The movement state at the Customs Office of Export is set to "Submitted"*
4. Revenue validates the Declaration
5. The Export Declaration is logically invalid
6. Revenue rejects the declaration and sends the IE556 to the Declarant/Representative

4.9 Simplified and Supplementary Declaration - Extension/Expiry of the timer for lodgement of Supplementary Declaration

4.9.1.1 Sequence Diagram

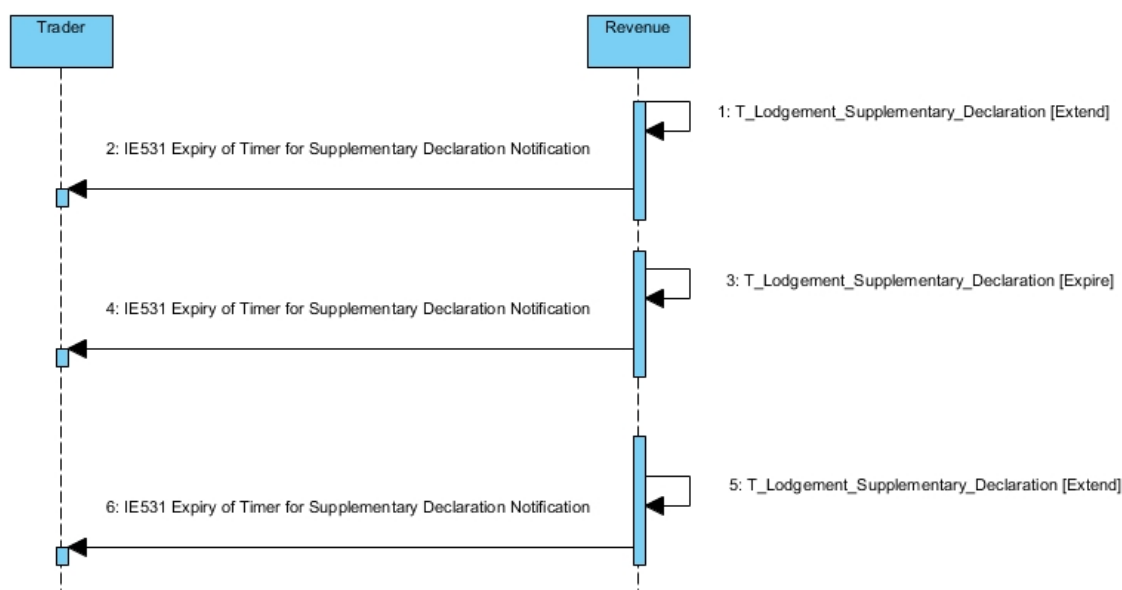


Figure 49: Simplified and Supplementary Declaration - Sequence Diagram

4.9.1.2 State Diagram

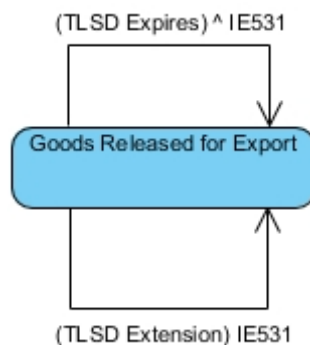


Figure 50: Simplified and Supplementary Declaration - Sequence Diagram

4.9.1.3 Use Case Summary

• Core Flow - Simplified Declaration - Timer for Supplementary

1. The Declarant/Representative submits a Simplified Export Declaration
2. *The movement state at the Customs Office of Export is set to "Goods Released for Export"*
3. Revenue decides to extend the Timer for Lodgement of Supplementary Declaration before the timer expiration
4. Revenue informs the Declarant/Representative by sending IE531 'Expiry of Timer for Supplementary Declaration Notification'
5. The Timer for Lodgement of Supplementary Declaration expires
6. Revenue informs the Declarant/Representative by sending IE531 'Expiry of Timer for Supplementary Declaration Notification'

7. Revenue decides to extend the Timer for Lodgement of Supplementary Declaration after the timer expiration.
8. Revenue informs the Declarant/Representative by sending IE531 'Expiry of Timer for Supplementary Declaration Notification'

4.10 Goods under Excise duty suspension arrangement

These scenarios depict cases where excisable products are declared in the Export Declaration. AES would therefore need to interface with EMCS. This document focuses on the message exchange between Trader and AES. As such, any interaction with EMCS will not be included.

4.10.1 Goods under Excise duty suspension arrangement - Core Flow at the Office of Export

The scenario adopts the flow as per section: 3.1 Export Process at the Office of Export

4.10.2 Goods under Excise duty suspension arrangement - Core Flow at the Office of Exit

The scenario adopts the flow as per section: 3.2 Export Process at the Office of Exit

4.10.3 Goods under Excise duty suspension arrangement – Amendment

The scenario adopts the flow as per section: 3.3 Export Process - Standard Declaration Amendment

4.10.4 Goods under Excise duty suspension arrangement – Pre-Lodged Declaration

The scenario adopts the flow as per section: 3.4 Export Process – Pre Lodged Declaration

4.10.5 Certification of Exit in the enquiry procedure with goods under excise duty suspension arrangement

The scenario adopts the flow of the scenarios listed below:

- 4.14.1 Confirmation of exit by Alternative Evidence (Enquiry information code: "Exited-Alternative Evidence")
- 4.14.6 Trader sends Enquiry Information on his/her own initiative (Enquiry information code: "Exited-Alternative Evidence" or "Exited-No Alternative Evidence") - Exit Results received after Enquiry Procedure
- 4.14.7 Trader sends Enquiry Information on his/her own initiative (Enquiry information code: "Exited-Alternative Evidence") - Confirmation of exit by Alternative Evidence

4.11 Exit specific scenarios

4.11.1 Arrival at Exit registered by customs officer

4.11.1.1 Sequence Diagram

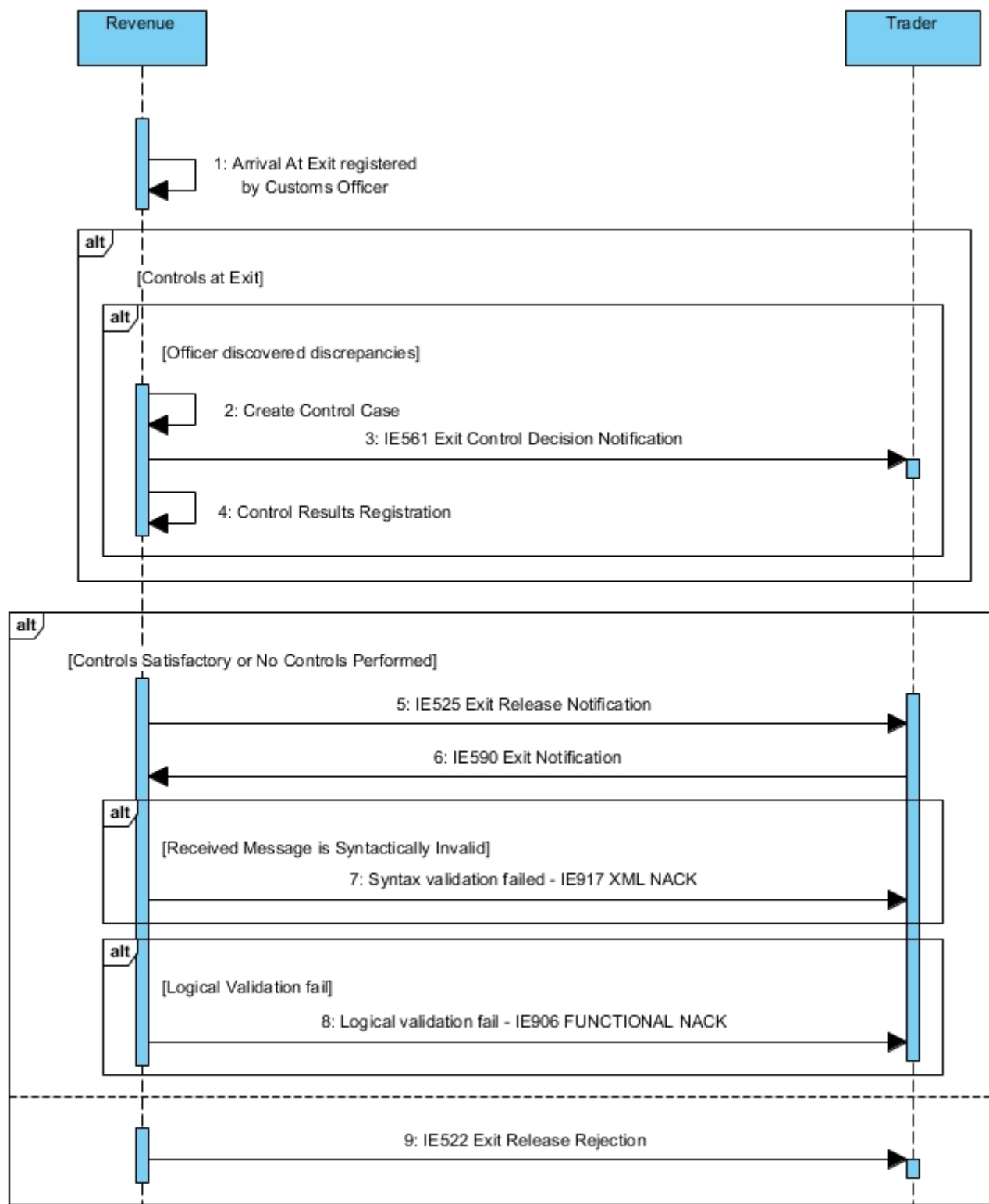


Figure 51: Exit Specific - Arrival at Exit registered by customs officer - Sequence Diagram

4.11.1.2 State Diagram

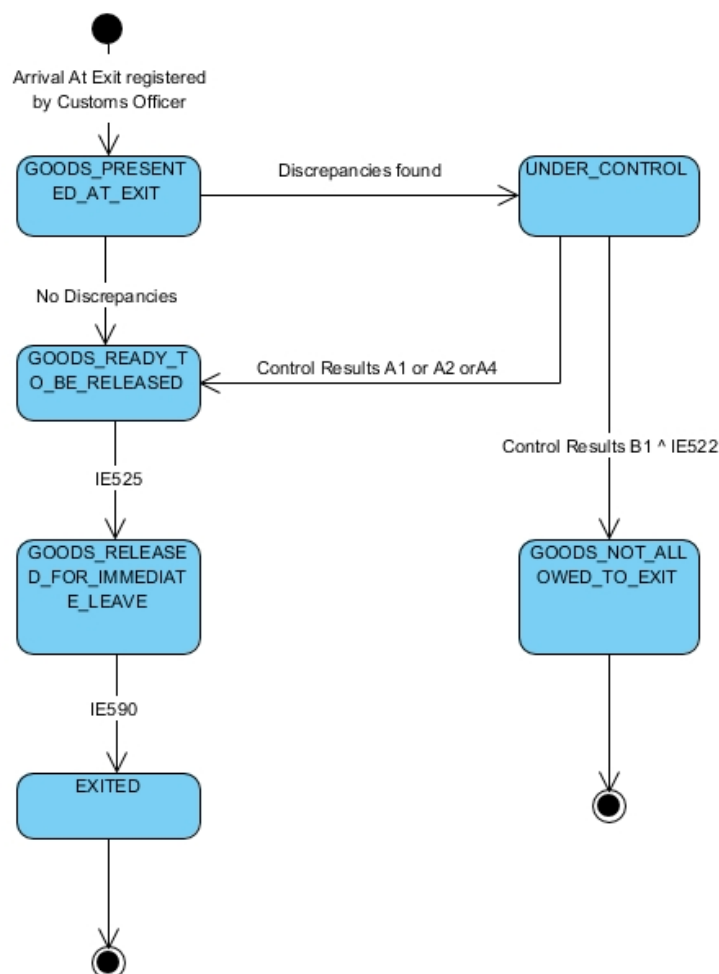


Figure 52: Exit Specific - Arrival at Exit registered by customs officer - State Diagram

4.11.1.3 Use Case Summary

The scenario describes the situation where the goods physically arrive at the Customs Office of Exit and they are registered by the competent Customs Officer.

- **Arrival at Exit registered by customs officer**
 1. The Customs Officer registers the goods arrival at exit at the Customs Office of Exit
 2. *The movement state at the Customs Office of Exit is set to "Goods Presented at Exit"*
 3. The Customs Officer does not register any discrepancies
 4. The goods are authorised for exit
 5. *The movement state at the Customs Office of Exit is set to "Goods Ready to be Released"*
 6. Revenue informs the Trader at Exit with the IE525 'Exit Release Notification'
 7. *The movement state at the Customs Office of Exit is set to "Goods Released for Immediate Leave"*
 8. The Trader at Exit notifies the Customs Office of Exit with IE590 'Exit Notification' that the goods have exited
 9. The IE590 'Exit Notification' is syntactically valid
 10. The IE590 'Exit Notification' is logically valid
 11. *The movement state at the Customs Office of Exit is set to "Exited"*

- **Alt - The IE590 'Exit Notification' is syntactically invalid**

1. Revenue receives the IE590 'Exit Notification' from the Trader at Exit
2. The IE590 'Exit Notification' message is syntactically invalid
3. Revenue sends an IE917 XML NACK message to the Trader at Exit

- **Alt - The IE590 'Exit Notification' is logically invalid**

1. The Trader at Exit sends IE590 'Exit Notification'
2. The Exit Notification is logically invalid
3. Revenue rejects the notification and sends the IE557 to the Trader at Exit

- **Alt - Customs Officer registers discrepancies – Goods allowed to Exit**

1. The Customs Officer registers the goods arrival at exit at the Customs Office of Exit
2. *The movement state at the Customs Office of Exit is set to "Goods Presented at Exit"*
3. The Customs Officer has registered differences with the initial export declaration. The Customs Officer at Exit decides to control the goods
4. Revenue sends the IE561 'Exit Control Decision Notification' to the Trader at Exit
5. *The movement state at the Customs Office of Exit is set to "Under Control"*
6. The control results are satisfactory. The Goods are authorized for Exit
7. *The movement state at the Customs Office of Exit is set to "Goods Ready to be Released"*
8. Revenue informs the Trader at Exit with the IE525 'Exit Release Notification'
9. *The movement state at the Customs Office of Exit is set to "Goods Released for Immediate Leave"*
10. The Trader at Exit notifies the Customs Office of Exit with IE590 'Exit Notification' that the goods have exited
11. The IE590 'Exit Notification' is syntactically valid
12. The IE590 'Exit Notification' is logically valid
13. *The movement state at the Customs Office of Exit is set to "Exited"*

- **Alt - Customs Officer registers discrepancies – Goods not allowed to Exit**

1. The Customs Officer registers the goods arrival at exit at the Customs Office of Exit
2. *The movement state at the Customs Office of Exit is set to "Goods Presented at Exit"*
3. The Customs Officer has registered differences with the initial export declaration. The Customs Officer at Exit decides to control the goods.
4. Revenue sends the IE561 'Exit Control Decision Notification' to the Trader at Exit
5. *The movement state at the Customs Office of Exit is set to "Under Control"*
6. The control results are unsatisfactory. The Goods are NOT authorized for Exit
7. *The movement state at the Customs Office of Exit is set to "Goods not Allowed to Exit"*
8. Revenue informs the Trader at Exit with the IE522 'Exit Release Rejection'

4.11.2 Exit information available through other systems

4.11.2.1 Sequence Diagram

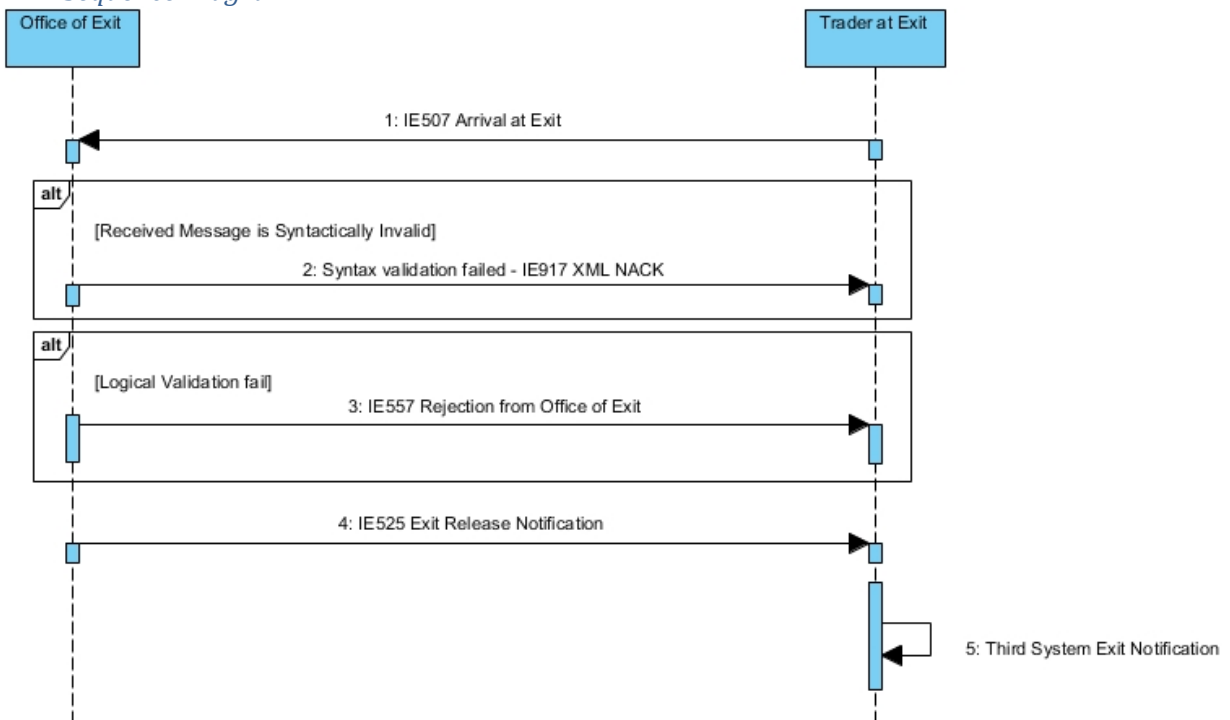


Figure 53: Exit information available through other systems - Sequence Diagram

4.11.2.2 State Diagram

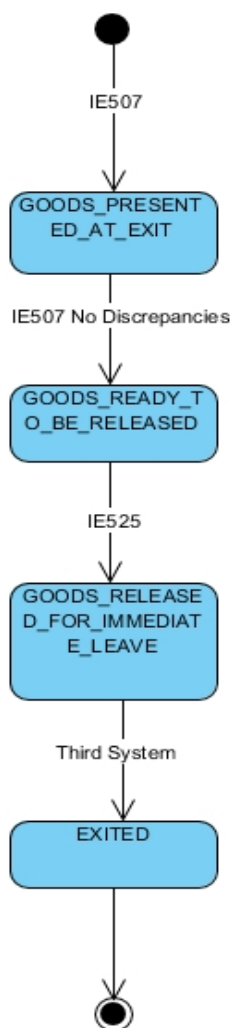


Figure 54: Exit information available through other systems - State Diagram

4.11.2.3 Use Case Summary

- **Core Flow - Exit information available through other systems**

1. The Trader at Exit sends IE507 'Arrival at Exit'
2. The IE507 'Arrival at Exit' is syntactically valid
3. The IE507 'Arrival at Exit' is logically valid
4. *The movement state at the Customs Office of Exit is set to "Goods Presented at Exit"*
5. The Trader at Exit does not declare any discrepancies
6. *The movement state at the Customs Office of Exit is set to "Goods Ready to be Released"*
7. Revenue informs the Trader at Exit with the IE525 'Exit Release Notification'
8. *The movement state at the Customs Office of Exit is set to "Goods Released for Immediate Leave"*
9. Revenue is notified that the goods have exited through other systems (Commercial or Port or Transport System)
10. *The movement state at the Customs Office of Exit is set to "Exited"*

- **Alt - The IE507 Arrival at Exit is syntactically invalid**
 1. Revenue receives the IE507 'Arrival at Exit' from the Trader at Exit
 2. The IE507 'Arrival at Exit' message is syntactically invalid
 3. Revenue sends an IE917 XML NACK message to the Trader at Exit

- **Alt - The IE507 Arrival at Exit is logically invalid**
 1. The Trader at Exit sends IE507 'Arrival at Exit'
 2. The Arrival at Exit is logically invalid
 3. Revenue rejects the notification and sends the IE557 to the Trader at Exit

4.12 Export Followed by Transit

4.12.1 Export Followed by Transit – Core Flow at the Office of Export

4.12.1.1 Sequence Diagram

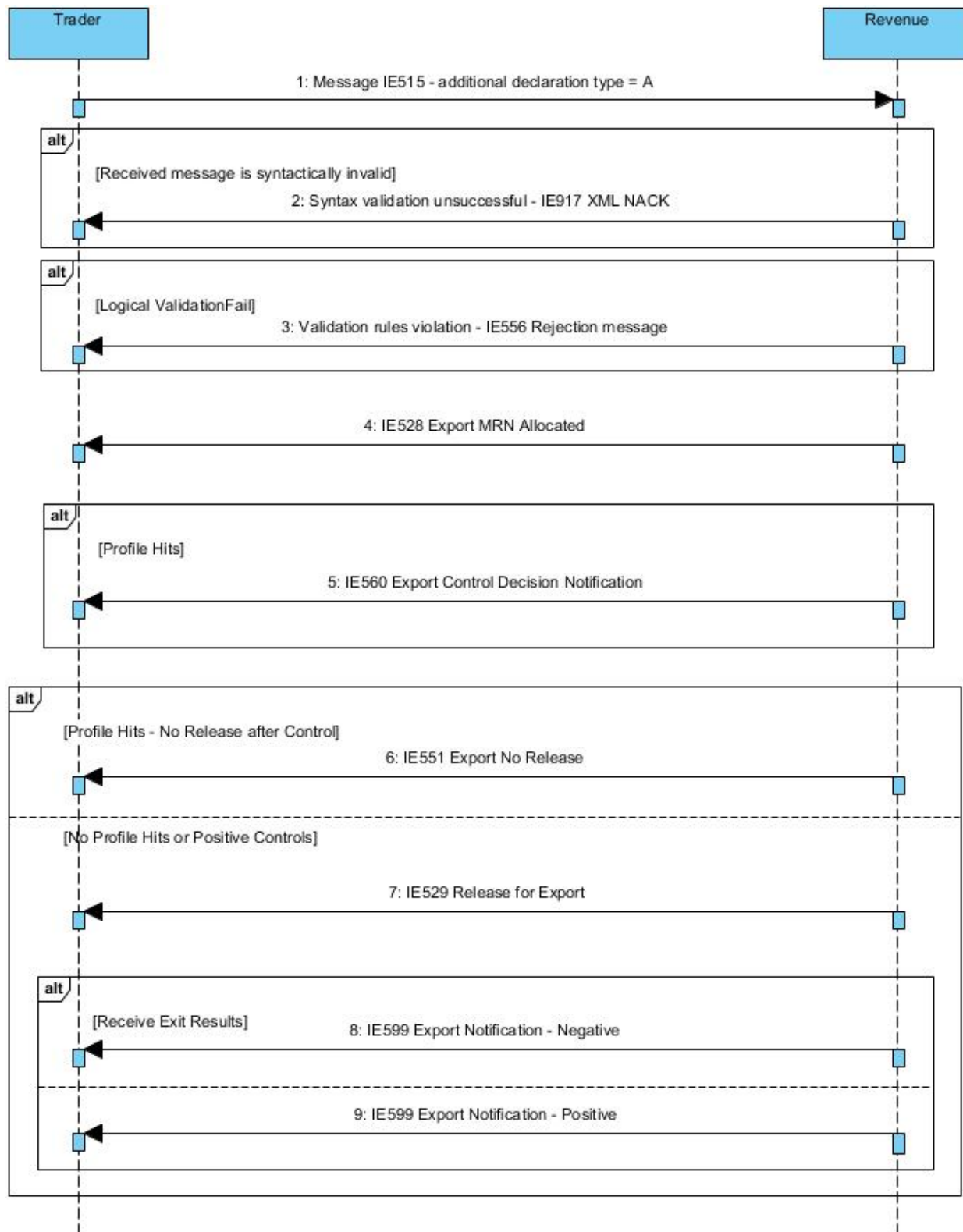


Figure 55: Export Followed by Transit – Core Flow at the Office of Export - Sequence Diagram

4.12.1.2 State Diagram

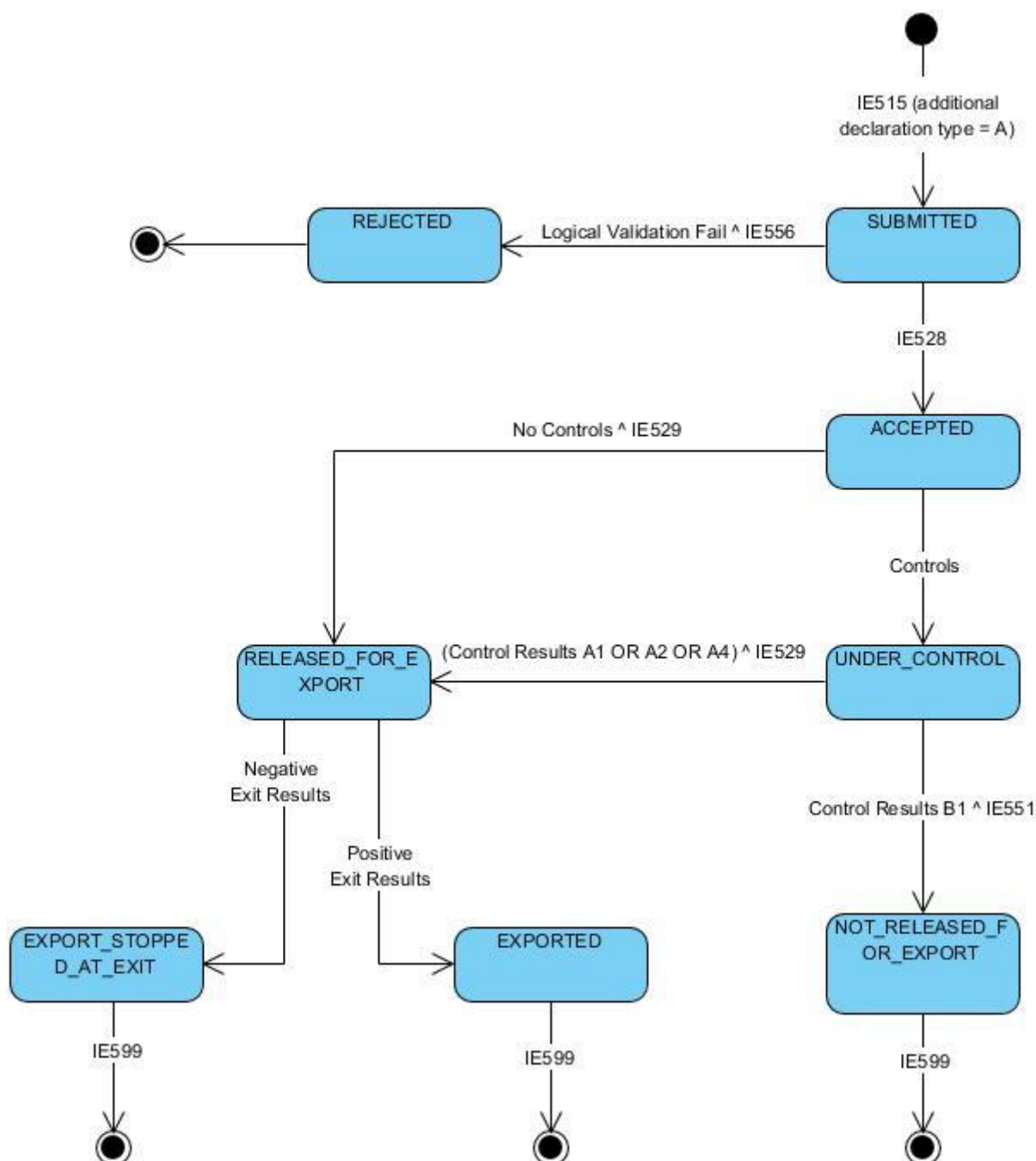


Figure 56: Export Followed by Transit – Core Flow at the Office of Export - State Diagram

4.12.1.3 Use Case Summary

Preconditions

Lodgement of an IE515 with additional declaration type 'A' (Standard customs declaration under Article 162 of the Code). These Scenarios depict cases where an export procedure is followed by a transit procedure. AES would therefore need to interface with NCTS. This document focuses on the message exchange between Trader and AES. As such, any interaction with NCTS will not be included.

- **Export Followed by Transit Core Flow – Export process at Office of Export**

1. The Declarant/Representative submits a Standard Export Declaration (IE515) (additional declaration type = A)
2. The Export Declaration is syntactically valid
3. *The movement state at the Customs Office of Export is set to "Submitted"*
4. The Export Declaration is logically valid
5. Revenue accepts the declaration, generates MRN and sends IE528 to the Declarant/Representative
6. *The movement state at the Customs Office of Export is set to "Accepted"*
7. The Goods are authorized for Export
8. Revenue sends the IE529 'Release for Export' to the Declarant/Representative
9. *The movement state at the Customs Office of Export is set to "Goods Released for Export"*
10. The Exit Results are positive
11. *The movement state at the Customs Office of Export is set to "Exported"*
12. Revenue notifies the Declarant/Representative with the IE599 'Export Notification'

- **Alt - The declaration is syntactically invalid**

1. The Declarant/Representative submits a Standard Export Declaration (IE515) (additional declaration type = A)
2. The IE515 message is syntactically invalid
3. Revenue sends an IE917 XML NACK message to the Trader

- **Alt - The declaration is logically invalid - Rejection of declaration**

1. The Declarant/Representative submits a Standard Export Declaration (IE515) (additional declaration type = A)
2. The Export Declaration is syntactically valid
3. *The movement state at the Customs Office of Export is set to "Submitted"*
4. Revenue validates the Export Declaration
5. The Export Declaration is logically invalid
6. Revenue rejects the declaration and sends the IE556 to the Declarant/Representative
7. *The movement state at the Customs Office of Export is set to "Rejected"*

- **Alt - Control at Export with release for Export – Goods Exported**

1. The Declarant/Representative submits a Standard Export Declaration (IE515) (additional declaration type = A)
2. The Export Declaration is syntactically valid
3. *The movement state at the Customs Office of Export is set to "Submitted"*
4. The Export Declaration is logically valid
5. Revenue accepts the declaration, generates MRN and sends IE528 to the Declarant/Representative
6. *The movement state at the Customs Office of Export is set to "Accepted"*

7. Revenue sends the IE560 'Export Control Decision Notification' to the Declarant/Representative
8. *The movement state at the Customs Office of Export is set to "Under Control"*
9. The control results are satisfactory. The Goods are authorized for Export (Results A1:Satisfactory, A2:Considered satisfactory, A4:Minor discrepancies)
10. Revenue sends the IE529 'Release for Export' to the Declarant/Representative
11. *The movement state at the Customs Office of Export is set to "Goods Released for Export"*
12. The Exit Results are positive
13. *The movement state at the Customs Office of Export is set to "Exported"*
14. Revenue notifies the Declarant/Representative with the IE599 'Export Notification'

- **Alt - Control at Export with release for Export - Goods Not Exported**

1. The Declarant/Representative submits a Standard Export Declaration (IE515) (additional declaration type = A)
2. The Export Declaration is syntactically valid
3. *The movement state at the Customs Office of Export is set to "Submitted"*
4. The Export Declaration is logically valid
5. Revenue accepts the declaration, generates MRN and sends IE528 to the Declarant/Representative
6. *The movement state at the Customs Office of Export is set to "Accepted"*
7. Revenue sends the IE560 'Export Control Decision Notification' to the Declarant/Representative
8. *The movement state at the Customs Office of Export is set to "Under Control"*
9. The control results are satisfactory. The Goods are authorized for Export (Results A1:Satisfactory, A2:Considered satisfactory, A4:Minor discrepancies)
10. Revenue sends the IE529 'Release for Export' to the Declarant/Representative
11. *The movement state at the Customs Office of Export is set to "Goods Released for Export"*
12. The Exit Results are negative
13. *The movement state at the Customs Office of Export is set to "Export Stopped, Discrepancies at Exit"*
14. Revenue notifies the Declarant/Representative with the IE599 'Export Notification'

- **Alt - Control at Export with release for Export refused**

1. The Declarant/Representative submits a Standard Export Declaration (IE515) (additional declaration type = A)
2. The Export Declaration is syntactically valid
3. *The movement state at the Customs Office of Export is set to "Submitted"*
4. The Export Declaration is logically valid
5. Revenue accepts the declaration, generates MRN and sends IE528 to the Declarant/Representative
6. *The movement state at the Customs Office of Export is set to "Accepted"*
7. Revenue sends the IE560 'Export Control Decision Notification' to the Declarant/Representative
8. *The movement state at the Customs Office of Export is set to "Under Control"*
9. The control results are unsatisfactory. The Goods are NOT authorized for Export (B1: Unsatisfactory)
10. Revenue notifies the Declarant/Representative with the IE551 'Export No Release'

The movement state at the Customs Office of Export is set to "Not Released for Export".

4.12.2 Export Followed by Transit – Release for Exit by Alternative Evidence

4.12.2.1 Sequence Diagram

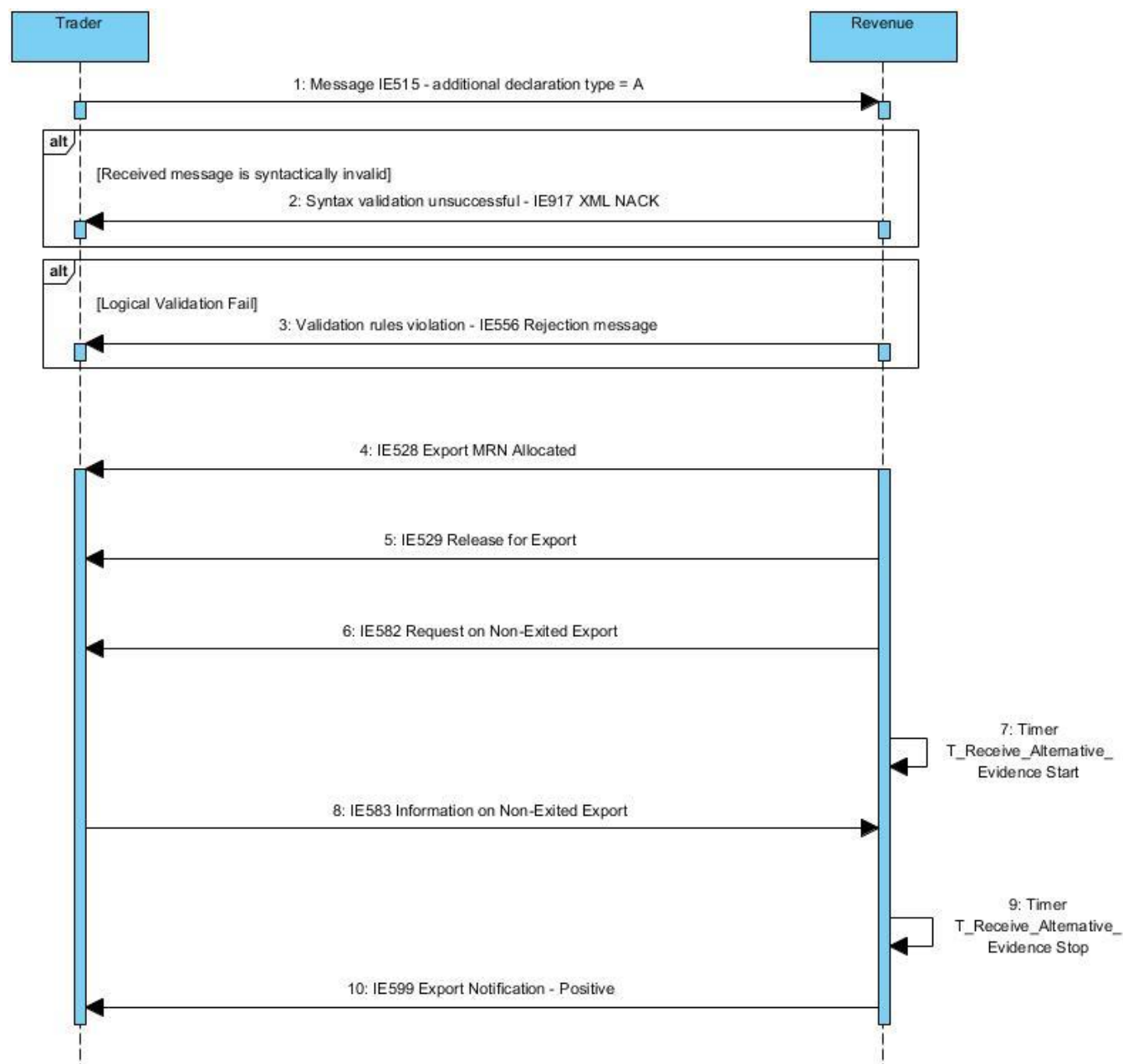


Figure 57: Export Followed by Transit – Release for Exit by Alternative Evidence - Sequence Diagram

4.12.2.2 State Diagram

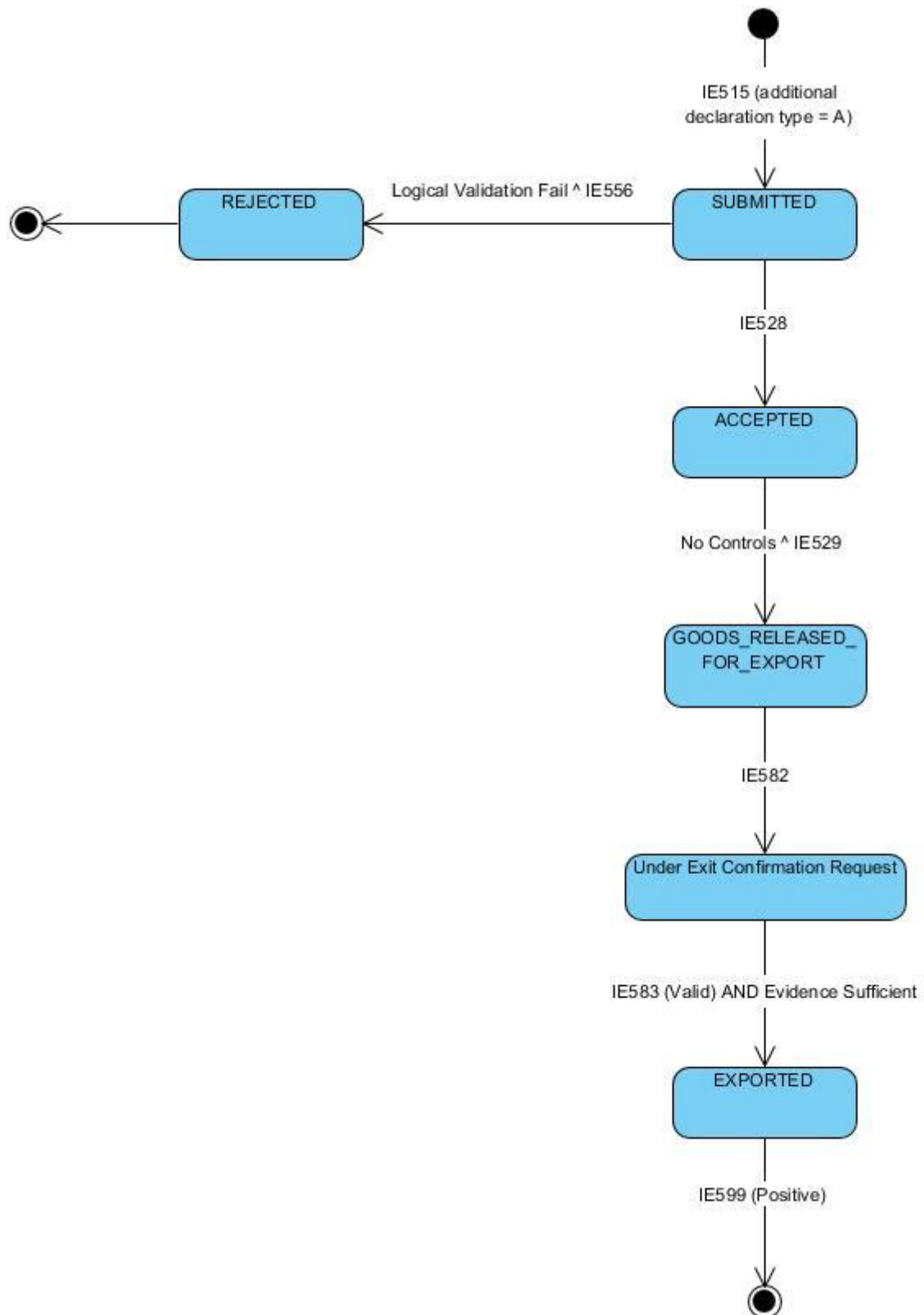


Figure 58: Export Followed by Transit – Release for Exit by Alternative Evidence - State Diagram

4.12.2.3 Use Case Summary

This scenario depicts cases where Revenue has not received appropriate exit results. The Trader is therefore asked to provide Alternative Evidence which is then reviewed by the Customs Officer.

- **Export Followed by Transit – Confirmation of exit by Alternative Evidence**

1. The Declarant/Representative submits a IE515 Export Declaration
2. The Export Declaration is syntactically valid
3. *The movement state at the Customs Office of Export is set to "Submitted"*
4. The Export Declaration is logically valid
5. Revenue accepts the declaration, generates MRN and sends IE528 to the Declarant/Representative
6. *The movement state at the Customs Office of Export is set to "Accepted"*
7. The Goods are authorized for Export
8. Revenue sends the IE529 'Release for Export' to the Declarant/Representative
9. *The movement state at the Customs Office of Export is set to "Goods Released for Export"*
10. Revenue identifies that the Exit Results are not available
11. Revenue requests alternative evidence from the Declarant/Representative with IE582 'Request on Non-Exited Export'
12. The Declarant/Representative submits a IE583 'Information on Non-Exited Export'
13. The Customs Officer decides that the evidence is sufficient
14. *The movement state at the Customs Office of Export is set to "Exported"*
15. Revenue notifies the Declarant/Representative with the IE599 'Export Notification'

- **Alt - The declaration is syntactically invalid**

1. The Declarant/Representative submits a IE515 Export Declaration
2. The IE515 message is syntactically invalid
3. Revenue sends an IE917 XML NACK message to the Trader

- **Alt - The declaration is logically invalid - Rejection of declaration**

1. The Declarant/Representative submits a IE515 Export Declaration
2. The Export Declaration is syntactically valid
3. *The movement state at the Customs Office of Export is set to "Submitted"*
4. Revenue validates the Export Declaration
5. The Export Declaration is logically invalid
6. Revenue rejects the declaration and sends the IE556 to the Declarant/Representative
7. *The movement state at the Customs Office of Export is set to "Rejected"*

4.12.3 Export Followed by Transit – Invalidation due to lack of or insufficient Alternative Evidence

4.12.3.1 Sequence Diagram

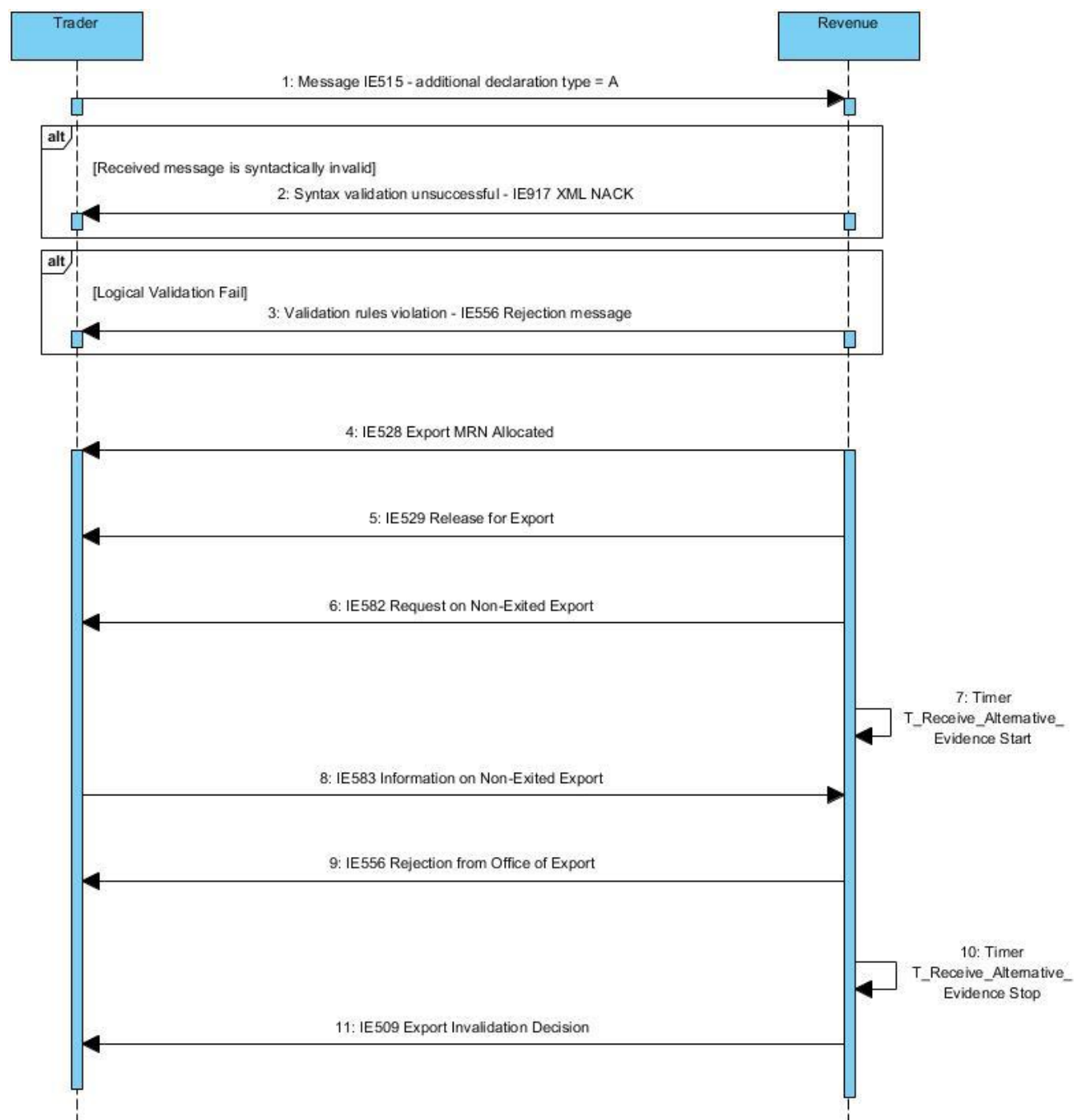


Figure 59: Export Followed by Transit – Invalidation due to lack of or insufficient Alternative Evidence - Sequence Diagram

4.12.3.2 State Diagram

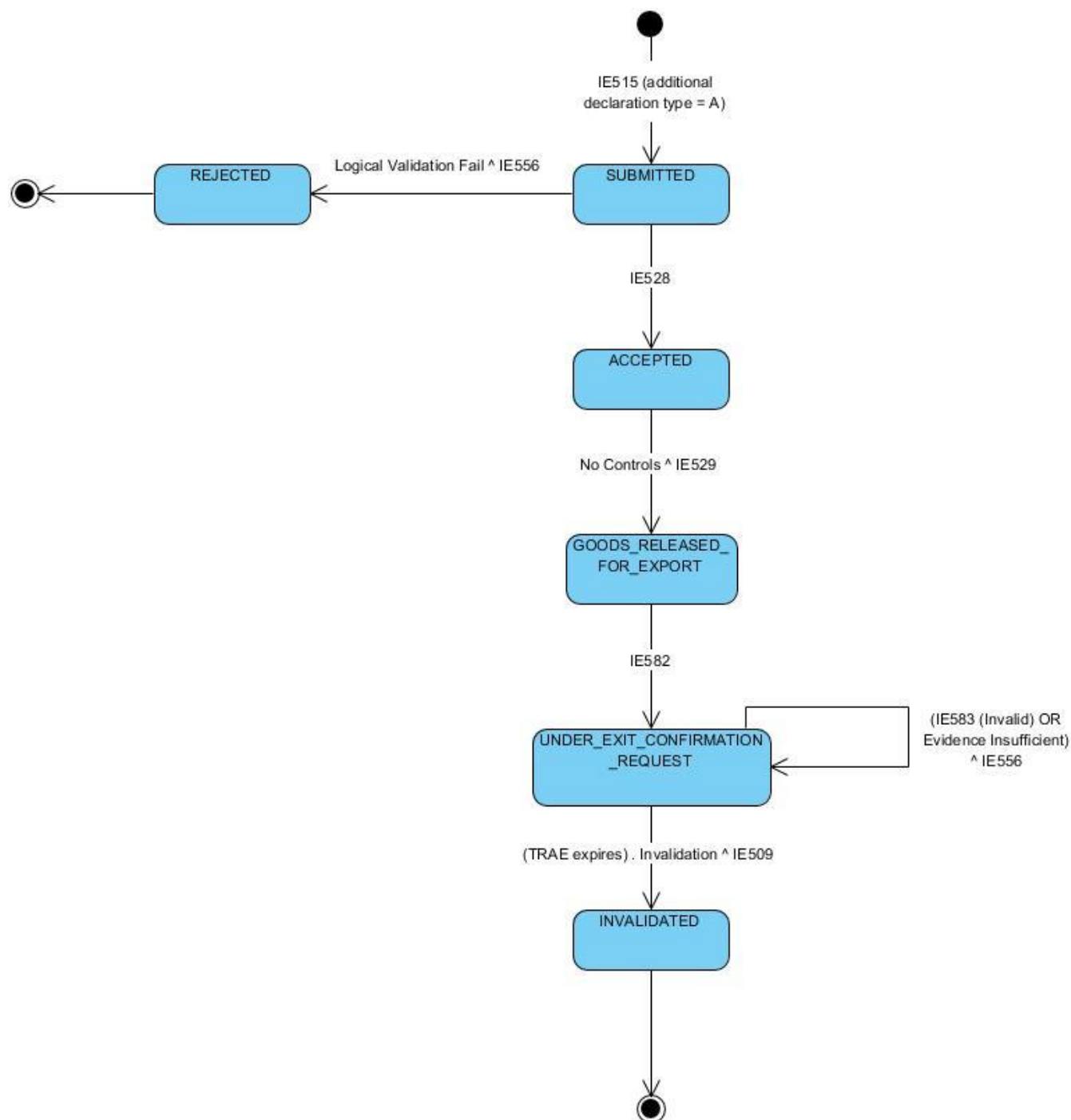


Figure 60: Export Followed by Transit – Invalidation due to lack of or insufficient Alternative Evidence - State Diagram

4.12.3.3 Use Case Summary

This scenario depicts cases where Revenue has not received appropriate exit results. The Trader is therefore asked to provide Alternative Evidence which is then reviewed by the Customs Officer. The evidence submitted is deemed insufficient by the Customs Officer.

1. Export Followed by Transit – Invalidation due to lack of or insufficient Alternative Evidence

- The Declarant/Representative submits a IE515 Export Declaration
- The Export Declaration is syntactically valid
- The movement state at the Customs Office of Export is set to "Submitted"*
- The Export Declaration is logically valid
- Revenue accepts the declaration, generates MRN and sends IE528 to the Declarant/Representative
- The movement state at the Customs Office of Export is set to "Accepted"*
- The Goods are authorized for Export
- Revenue sends the IE529 'Release for Export' to the Declarant/Representative
- The movement state at the Customs Office of Export is set to "Goods Released for Export"*
- Revenue identifies that the Exit Results are not available
- Revenue requests alternative evidence from the Declarant/Representative with IE582 'Request on Non-Exited Export'
- The Time Limit to Receive Alternative Evidence expires starts
- The Declarant/Representative submits a IE583 'Information on Non-Exited Export'
- The Customs Officer decides that the evidence is insufficient
- Revenue sends IE556 to the Declarant/Representative.
- Revenue awaits sufficient Alternative Evidence
- The Time Limit to Receive Alternative Evidence expires
- The Customs Officer initiates the invalidation process
- Revenue notifies the Declarant/Representative with the IE509 'Export Invalidation Decision'
- The movement state at the Customs Office of Export is set to "Invalidated"

• **Alt - The declaration is syntactically invalid**

- The Declarant/Representative submits a IE515 Export Declaration
- The IE515 message is syntactically invalid
- Revenue sends an IE917 XML NACK message to the Trader

• **Alt - The declaration is logically invalid - Rejection of declaration**

- The Declarant/Representative submits a IE515 Export Declaration
- The Export Declaration is syntactically valid
- The movement state at the Customs Office of Export is set to "Submitted"*
- Revenue validates the Export Declaration
- The Export Declaration is logically invalid
- Revenue rejects the declaration and sends the IE556 to the Declarant/Representative
- The movement state at the Customs Office of Export is set to "Rejected"*

• **Alt - The IE583 is syntactically invalid**

- The Declarant/Representative submits a IE583 'Information on Non-Exited Export'
- The IE583 message is syntactically invalid
- Revenue sends an IE917 XML NACK message to the Trader

- **Alt - The IE583 is logically invalid**

1. The Declarant/Representative submits a IE583 'Information on Non-Exited Export'
2. The IE583 message is logically invalid
3. Revenue rejects the declaration and sends the IE556 to the Declarant/Representative

4.12.4 Export Followed by Transit – Invalidation by Transit or Not released for Transit

4.12.4.1 Sequence Diagram

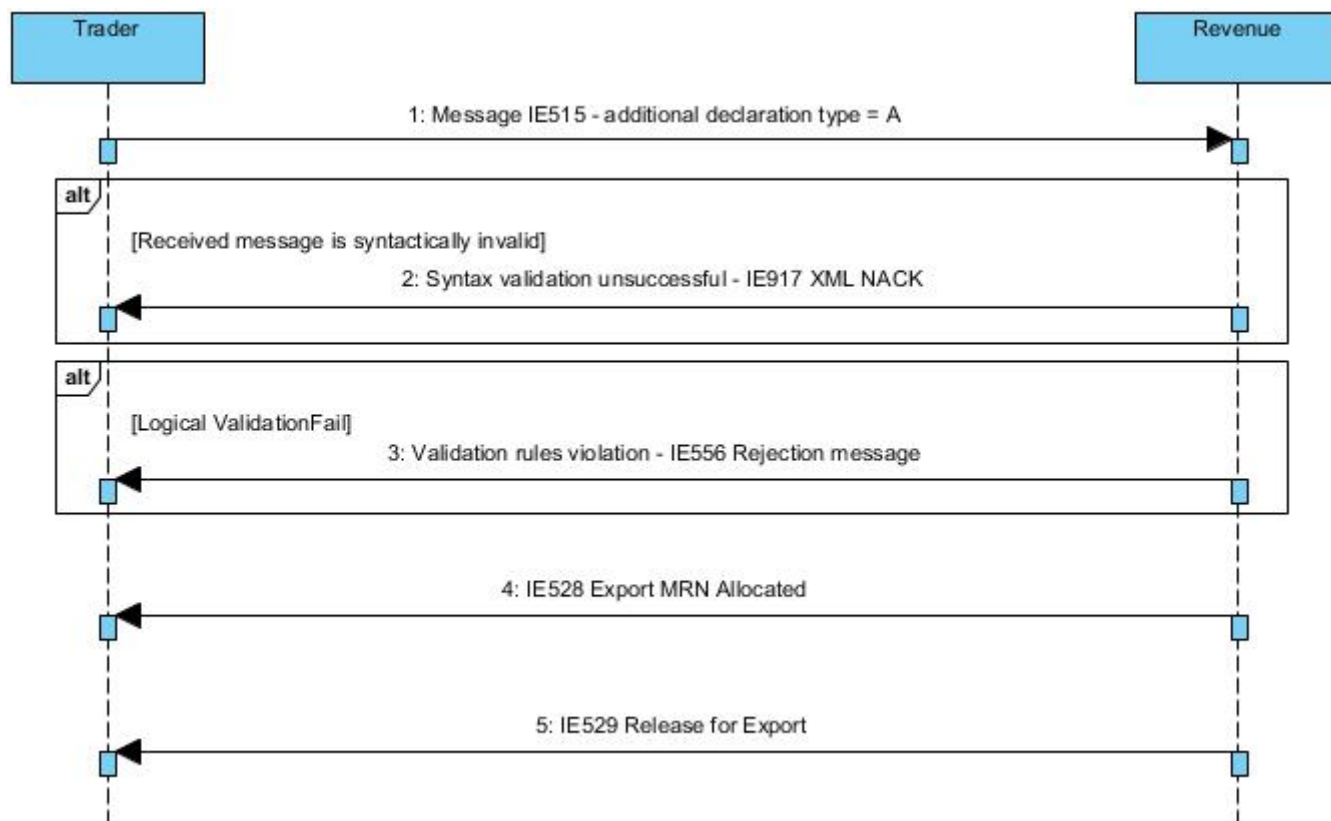


Figure 61: Export Followed by Transit - Invalidation by Transit or Not released for Transit - Sequence Diagram

4.12.4.2 State Diagram

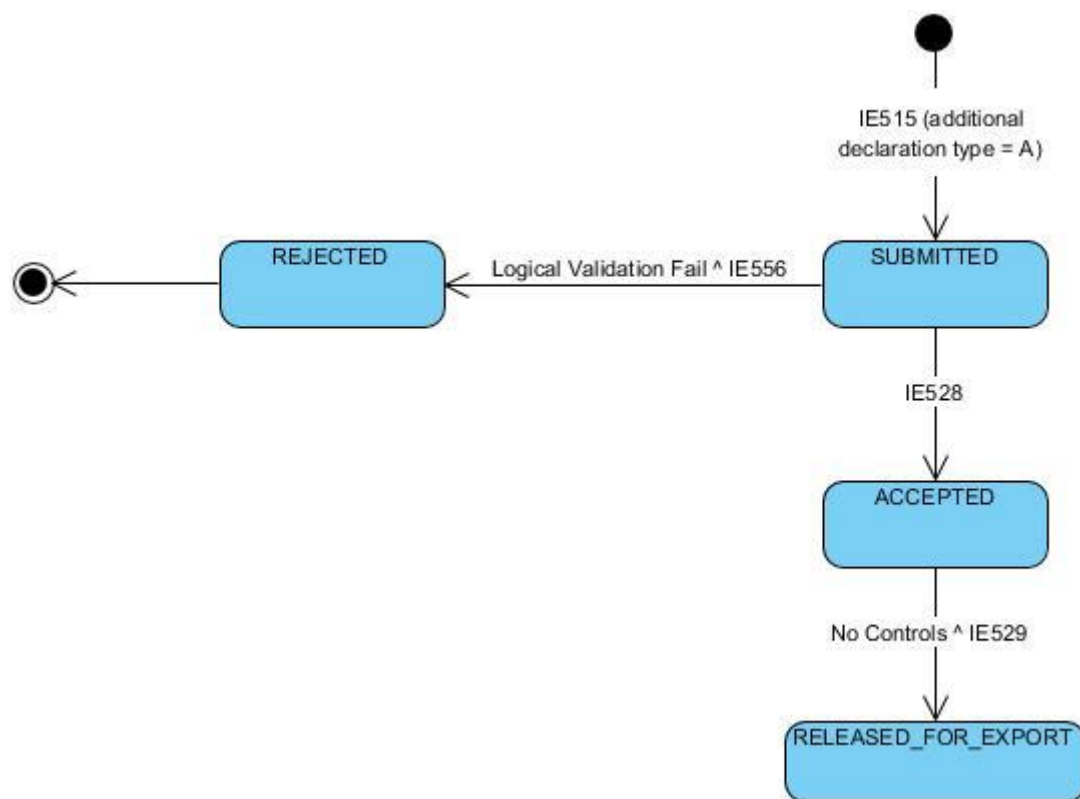


Figure 62: Export Followed by Transit - Invalidation by Transit or Not released for Transit - State Diagram

4.12.4.3 Use Case Summary

This scenario depicts cases where the transit movement is either invalidated or not released for transit on the NCTS. The export process is temporarily halted but not finalised.

- **Export Followed by Transit - Invalidation by Transit or Not released for Transit**
 1. The Declarant/Representative submits a Standard Export Declaration (IE515) (additional declaration type = A).
 2. The Export Declaration is syntactically valid
 3. *The movement state at the Customs Office of Export is set to "Submitted"*
 4. The Export Declaration is logically valid
 5. Revenue accepts the declaration, generates MRN and sends IE528 to the Declarant/Representative
 6. *The movement state at the Customs Office of Export is set to "Accepted"*
 7. The Goods are authorized for Export
 8. Revenue sends the IE529 'Release for Export' to the Declarant/Representative
 9. *The movement state at the Customs Office of Export is set to "Goods Released for Export"*
 10. Revenue awaits further information.

- **Alt - The declaration is syntactically invalid**

1. The Declarant/Representative submits a Standard Export Declaration (IE515) (additional declaration type = A)
2. The IE515 message is syntactically invalid
3. Revenue sends an IE917 XML NACK message to the Trader

- **Alt - The declaration is logically invalid - Rejection of declaration**

1. The Declarant/Representative submits a Standard Export Declaration (IE515) (additional declaration type = A)
2. The Export Declaration is syntactically valid
3. *The movement state at the Customs Office of Export is set to "Submitted"*
4. Revenue validates the Export Declaration
5. The Export Declaration is logically invalid
6. Revenue rejects the declaration and sends the IE556 to the Declarant/Representative
7. *The movement state at the Customs Office of Export is set to "Rejected"*

4.12.5 Export Followed by Transit – Initiation of recovery

4.12.5.1 Sequence Diagram




Figure 63: Export Followed by Transit - Initiation of recovery - Sequence Diagram

4.12.5.2 State Diagram

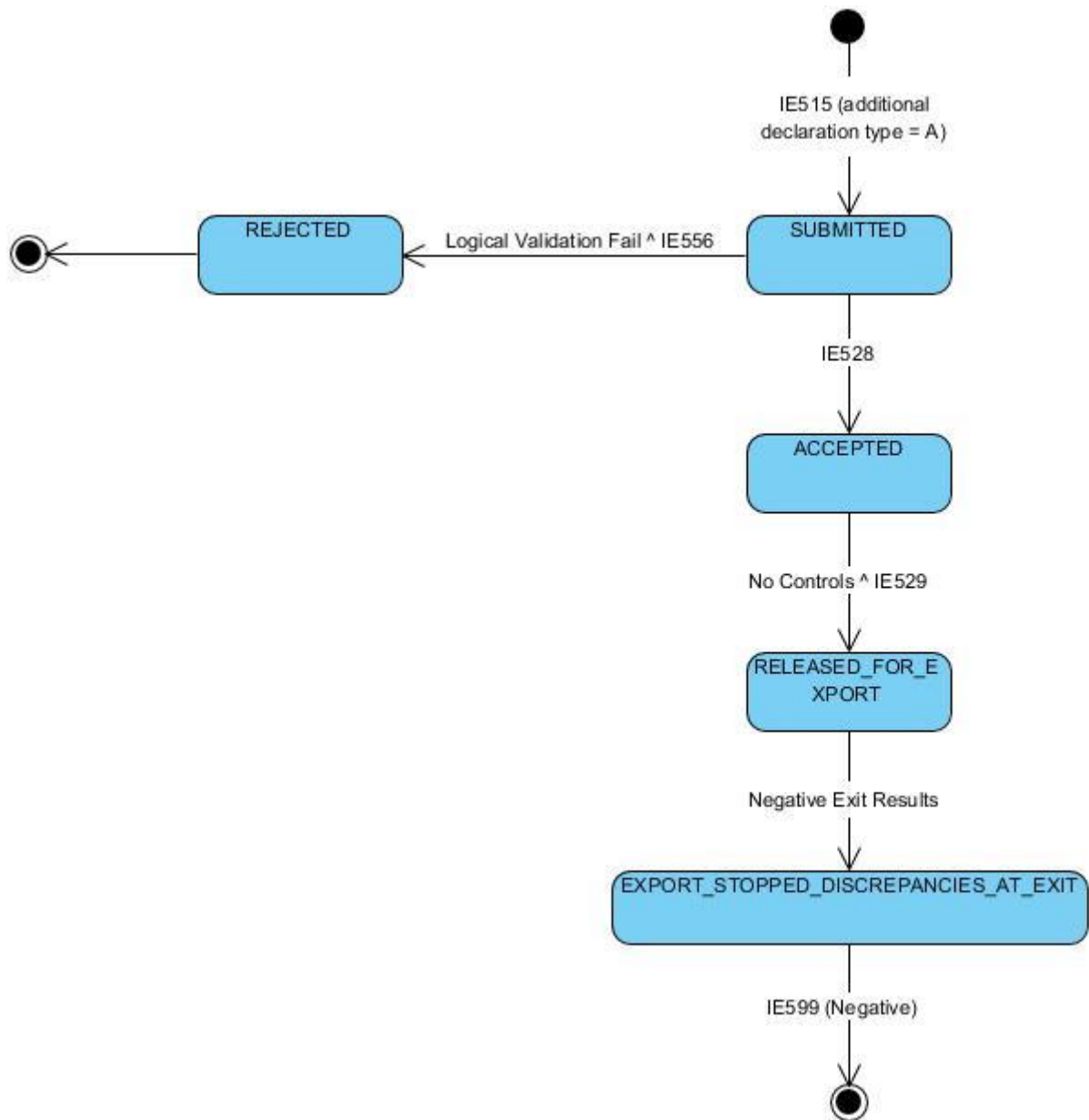


Figure 64: Export Followed by Transit - Initiation of recovery - State Diagram

4.12.5.3 Use Case Summary

This scenario depicts cases where the recovery of a transit movement is initiated on the NCTS. The export process is stopped and the goods are not allowed to exit.

- **Export Followed by Transit - Initiation of recovery**

1. The Declarant/Representative submits a Standard Export Declaration (IE515) (additional declaration type = A)
2. The Export Declaration is syntactically valid
3. *The movement state at the Customs Office of Export is set to "Submitted"*
4. The Export Declaration is logically valid
5. Revenue accepts the declaration, generates MRN and sends IE528 to the Declarant/Representative
6. *The movement state at the Customs Office of Export is set to "Accepted"*
7. The Goods are authorized for Export
8. Revenue sends the IE529 'Release for Export' to the Declarant/Representative
9. *The movement state at the Customs Office of Export is set to "Goods Released for Export"*
10. Revenue identifies negative Exit Results
11. *The movement state at the Customs Office of Export is set to "Export Stopped, Discrepancies at Exit"*
12. Revenue notifies the Declarant/Representative with the IE599 'Export Notification'

- **Alt - The declaration is syntactically invalid**

1. The Declarant/Representative submits a Standard Export Declaration (IE515) (additional declaration type = A)
2. The IE515 message is syntactically invalid
3. Revenue sends an IE917 XML NACK message to the Trader

- **Alt - The declaration is logically invalid - Rejection of declaration**

1. The Declarant/Representative submits a Standard Export Declaration (IE515) (additional declaration type = A)
2. The Export Declaration is syntactically valid
3. *The movement state at the Customs Office of Export is set to "Submitted"*
4. Revenue validates the Export Declaration
5. The Export Declaration is logically invalid
6. Revenue rejects the declaration and sends the IE556 to the Declarant/Representative
7. *The movement state at the Customs Office of Export is set to "Rejected"*

4.13 Diversions

4.13.1 International Diversions

4.13.1.1 Sequence Diagram

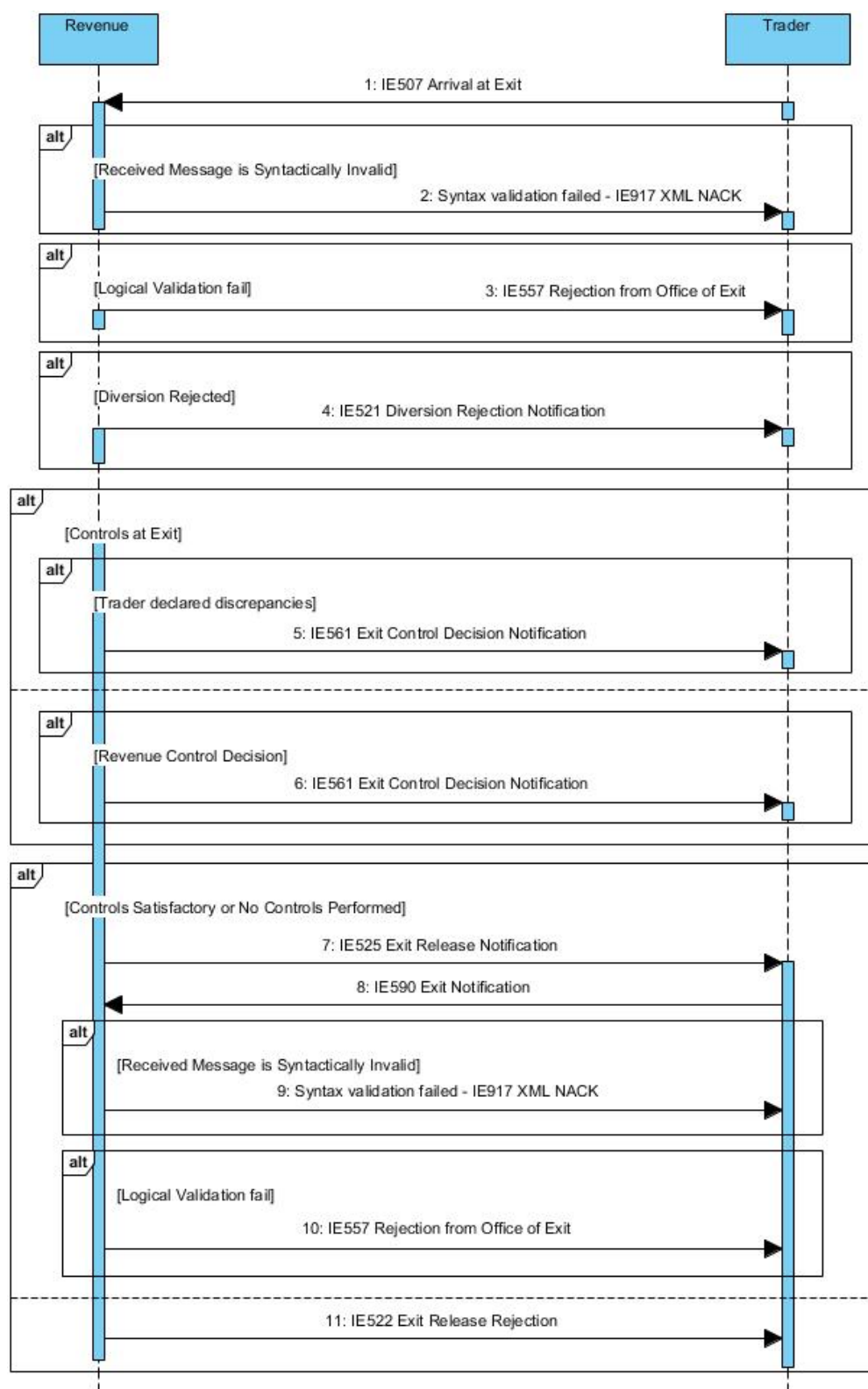


Figure 65: Export process at the Office of Exit - Sequence Diagram

4.13.1.2 State Diagram

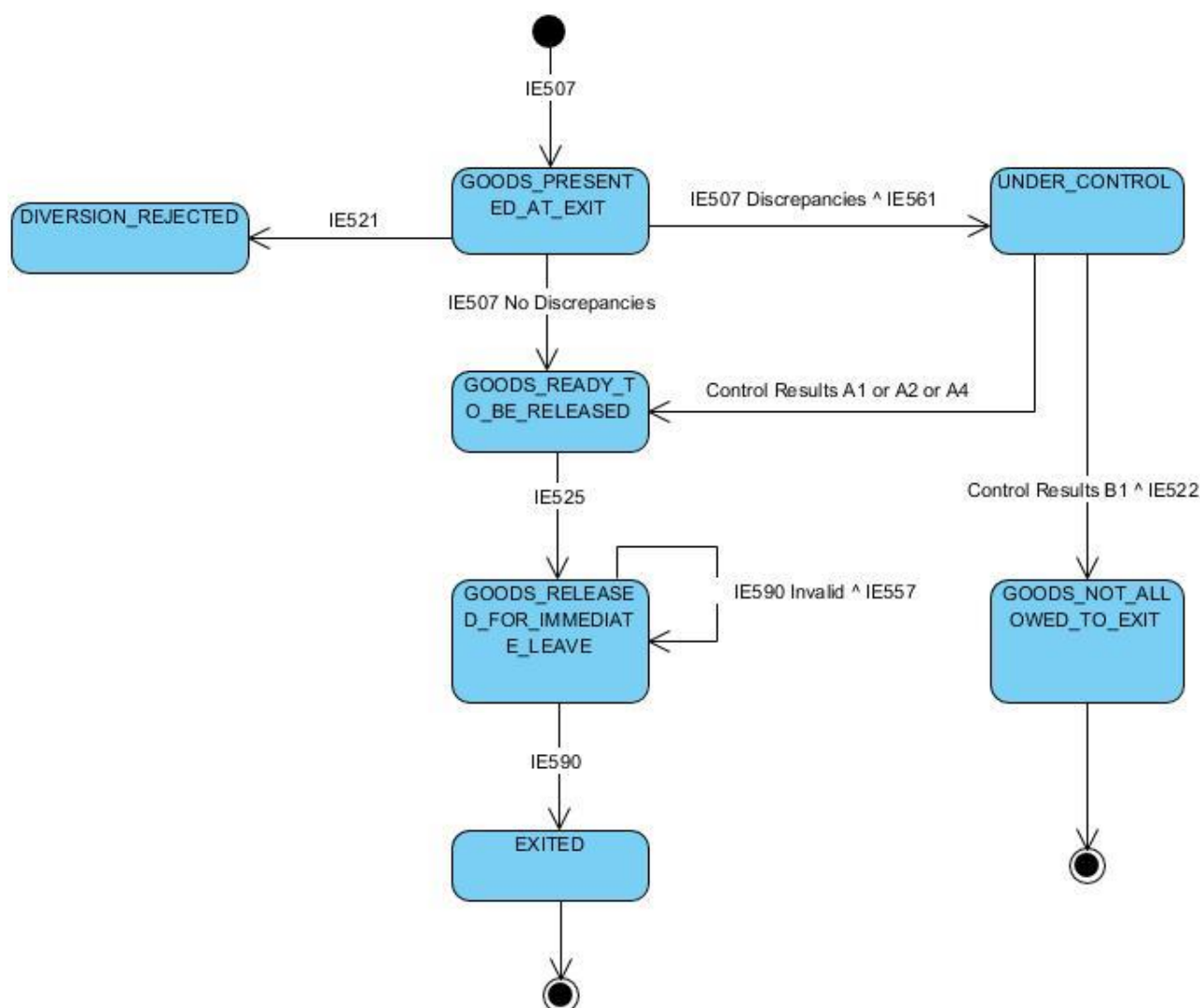


Figure 66: Export process at the Office of Exit - State Diagram

4.13.1.3 Use Case Summary

The following user stories describe the scenario in which the movement is presented to a Customs Office of Exit different from the one that has been declared, thus a diversion occurs.

- **Core Flow - Export process at Office of Exit (Actual) – Diversion accepted**

1. The Trader at Exit sends IE507 'Arrival at Exit'
2. The IE507 'Arrival at Exit' is syntactically valid
3. The IE507 'Arrival at Exit' is logically valid
4. The movement is presented to a Customs Office of Exit different from the one that has been declared. The Diversion is Accepted
5. *The movement state at the Customs Office of Exit is set to "Goods Presented at Exit"*
6. The Trader at Exit does not declare any discrepancies
7. *The movement state at the Customs Office of Exit is set to "Goods Ready to be Released"*
8. Revenue informs the Trader at Exit with the IE525 'Exit Release Notification'

9. *The movement state at the Customs Office of Exit is set to "Goods Released for Immediate Leave"*
 10. The Trader at Exit notifies the Customs Office of Exit with IE590 'Exit Notification' that the goods have exited
 11. The IE590 'Exit Notification' is syntactically valid
 12. The IE590 'Exit Notification' is logically valid
 13. *The movement state at the Customs Office of Exit is set to "Exited"*
-
- **Core Flow - Export process at Office of Exit (Actual) – Diversion rejected**
 1. The Trader at Exit sends IE507 'Arrival at Exit'
 2. The IE507 'Arrival at Exit' is syntactically valid
 3. The IE507 'Arrival at Exit' is logically valid
 4. The movement is presented to a Customs Office of Exit different from the one that has been declared. The Diversion is Rejected
 5. *The movement state at the Customs Office of Exit (Actual) is set to "Diversion Rejected"*
 6. Revenue informs the Trader at Exit with the IE521 'Diversion Rejection Notification'
 7. The scenario might continue with the registration of a new IE507 'Arrival at Exit'
 - **Alt - The IE507 Arrival at Exit is syntactically invalid**
 1. Revenue receives the IE507 'Arrival at Exit' from the Trader at Exit
 2. The IE507 'Arrival at Exit' message is syntactically invalid
 3. Revenue sends an IE917 XML NACK message to the Trader at Exit
 - **Alt - The IE507 Arrival at Exit is logically invalid**
 1. The Trader at Exit sends IE507 'Arrival at Exit'
 2. The Arrival at Exit is logically invalid
 3. Revenue rejects the notification and sends the IE557 to the Trader at Exit
 - **Alt - The IE590 'Exit Notification' is syntactically invalid**
 1. Revenue receives the IE590 'Exit Notification' from the Trader at Exit
 2. The IE590 'Exit Notification' message is syntactically invalid
 3. Revenue sends an IE917 XML NACK message to the Trader at Exit
 - **Alt - The IE590 'Exit Notification' is logically invalid**
 1. The Trader at Exit sends IE590 'Exit Notification'
 2. The Exit Notification is logically invalid
 3. Revenue rejects the notification and sends the IE557 to the Trader at Exit
 - **Alt - Revenue decides to control the goods**
 1. The Trader at Exit sends IE507 'Arrival at Exit'
 2. The IE507 'Arrival at Exit' is syntactically valid
 3. The IE507 'Arrival at Exit' is logically valid
 4. *The movement state at the Customs Office of Exit is set to "Goods Presented at Exit"*
 5. The Trader at Exit does not declare any discrepancies
 6. Revenue decides to control the goods.

7. Revenue sends the IE561 'Exit Control Decision Notification' to the Trader at Exit
 8. *The movement state at the Customs Office of Exit is set to "Under Control"*
 9. The control results are satisfactory. The Goods are authorized for Exit
 10. *The movement state at the Customs Office of Exit is set to "Goods Ready to be Released"*
 11. Revenue informs the Trader at Exit with the IE525 'Exit Release Notification'
 12. *The movement state at the Customs Office of Exit is set to "Goods Released for Immediate Leave"*
 13. The Trader at Exit notifies the Customs Office of Exit with IE590 'Exit Notification' that the goods have exited
 14. The IE590 'Exit Notification' is syntactically valid
 15. The IE590 'Exit Notification' is logically valid
 16. *The movement state at the Customs Office of Exit is set to "Exited"*
- **Alt - Trader declares discrepancies – Goods allowed to Exit**
 1. The Trader at Exit sends IE507 'Arrival at Exit'
 2. The IE507 'Arrival at Exit' is syntactically valid
 3. The IE507 'Arrival at Exit' is logically valid
 4. *The movement state at the Customs Office of Exit is set to "Goods Presented at Exit"*
 5. Revenue detects that the Trader at Exit has informed the Customs Office of Exit about potential differences with the initial export declaration. Revenue decides to control the goods
 6. Revenue sends the IE561 'Exit Control Decision Notification' to the Trader at Exit
 7. *The movement state at the Customs Office of Exit is set to "Under Control"*
 8. The control results are satisfactory. The Goods are authorized for Exit
 9. *The movement state at the Customs Office of Exit is set to "Goods Ready to be Released"*
 10. Revenue informs the Trader at Exit with the IE525 'Exit Release Notification'
 11. *The movement state at the Customs Office of Exit is set to "Goods Released for Immediate Leave"*
 12. The Trader at Exit notifies the Customs Office of Exit with IE590 'Exit Notification' that the goods have exited
 13. The IE590 'Exit Notification' is syntactically valid
 14. The IE590 'Exit Notification' is logically valid
 15. *The movement state at the Customs Office of Exit is set to "Exited"*
 - **Alt - Trader declares discrepancies – Goods not allowed to Exit**
 1. The Trader at Exit sends IE507 'Arrival at Exit'
 2. The IE507 'Arrival at Exit' is syntactically valid
 3. The IE507 'Arrival at Exit' is logically valid
 4. *The movement state at the Customs Office of Exit is set to "Goods Presented at Exit"*
 5. Revenue detects that the Trader at Exit has informed the Customs Office of Exit about potential differences with the initial export declaration. Revenue decides to control the goods
 6. Revenue sends the IE561 'Exit Control Decision Notification' to the Trader at Exit
 7. *The movement state at the Customs Office of Exit is set to "Under Control"*
 8. The control results are unsatisfactory. The Goods are NOT authorized for Exit
 9. *The movement state at the Customs Office of Exit is set to "Goods not Allowed to Exit"*
 10. Revenue informs the Trader at Exit with the IE522 'Exit Release Rejection'

- **Alt - Revenue initiated controls – Goods not allowed to Exit**
 1. The Trader at Exit sends IE507 'Arrival at Exit'
 2. The IE507 'Arrival at Exit' is syntactically valid
 3. The IE507 'Arrival at Exit' is logically valid
 4. *The movement state at the Customs Office of Exit is set to "Goods Presented at Exit"*
 5. The Trader at Exit does not declare any discrepancies
 6. Revenue decides to control the goods.
 7. Revenue sends the IE561 'Exit Control Decision Notification' to the Trader at Exit
 8. *The movement state at the Customs Office of Exit is set to "Under Control"*
 9. The control results are unsatisfactory. The Goods are NOT authorized for Exit
 10. *The movement state at the Customs Office of Exit is set to "Goods not Allowed to Exit"*
 11. Revenue informs the Trader at Exit with the IE522 'Exit Release Rejection'

4.14 Enquiry Procedure

4.14.1 Confirmation of exit by Alternative Evidence (Enquiry information code: "Exited-Alternative Evidence")

4.14.1.1 Sequence Diagram

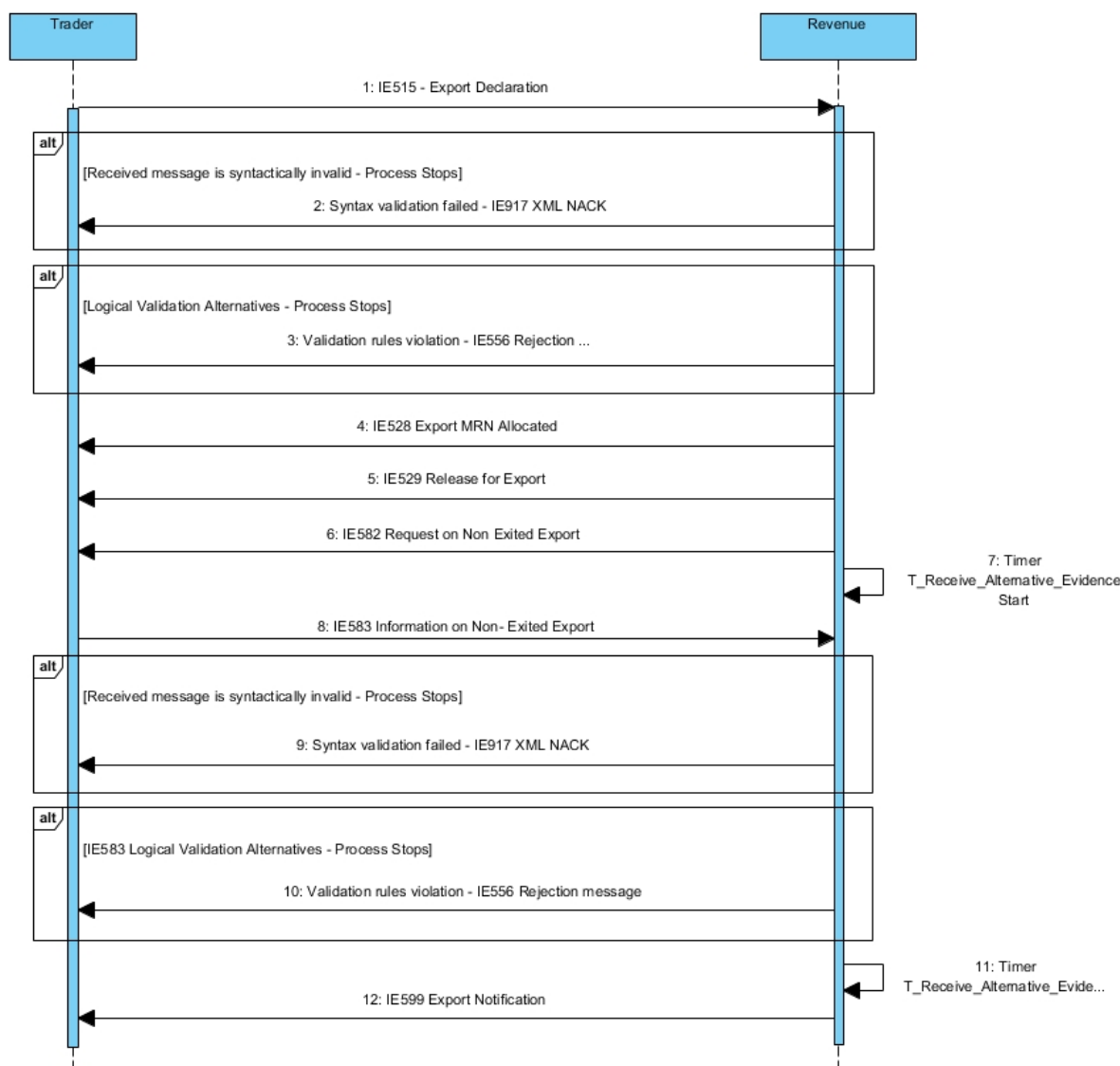


Figure 67: Confirmation of exit by Alternative Evidence - Sequence Diagram

4.14.1.2 State Diagram

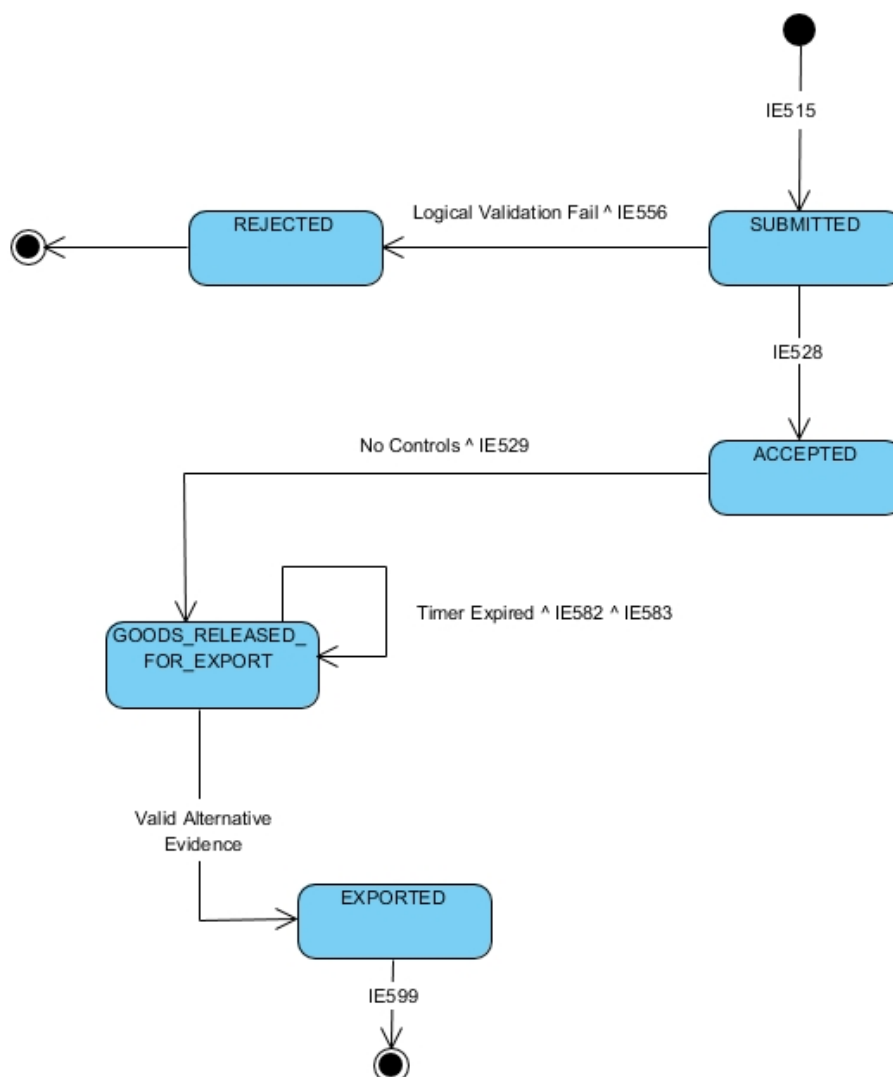


Figure 68: Confirmation of exit by Alternative Evidence - State Diagram

4.14.1.3 Use Case Summary

- **Core Flow – Confirmation of exit by Alternative Evidence**
 1. The Declarant/Representative submits a IE515 Export Declaration
 2. The Export Declaration is syntactically valid
 3. *The movement state at the Customs Office of Export is set to "Submitted"*
 4. The Export Declaration is logically valid
 5. Revenue accepts the declaration, generates MRN and sends IE528 to the Declarant/Representative
 6. *The movement state at the Customs Office of Export is set to "Accepted"*
 7. The Goods are authorized for Export
 8. Revenue sends the IE529 'Release for Export' to the Declarant/Representative
 9. *The movement state at the Customs Office of Export is set to "Goods Released for Export"*
 10. Revenue identifies that the Exit Results are not available

11. Revenue requests alternative evidence from the Declarant/Representative with IE582 'Request on Non-Exited Export'
 12. The Declarant/Representative submits a IE583 'Information on Non-Exited Export'
 13. Revenue decides that the evidence is sufficient
 14. *The movement state at the Customs Office of Export is set to "Exported"*
 15. Revenue notifies the Declarant/Representative with the IE599 'Export Notification'
- **Alt - The declaration is syntactically invalid**
 1. The Declarant/Representative submits a IE515 Export Declaration
 2. The IE515 message is syntactically invalid
 3. Revenue sends an IE917 XML NACK message to the Trader
 - **Alt - The declaration is logically invalid - Rejection of declaration**
 1. The Declarant/Representative submits a IE515 Export Declaration
 2. The Export Declaration is syntactically valid
 3. *The movement state at the Customs Office of Export is set to "Submitted"*
 4. Revenue validates the Export Declaration
 5. The Export Declaration is logically invalid
 6. Revenue rejects the declaration and sends the IE556 to the Declarant/Representative
 7. *The movement state at the Customs Office of Export is set to "Rejected"*
 - **Alt - The IE583 is syntactically invalid**
 1. The Declarant/Representative submits a IE583 'Information on Non-Exited Export'
 2. The IE583 message is syntactically invalid
 3. Revenue sends an IE917 XML NACK message to the Trader
 - **Alt - The IE583 is logically invalid**
 1. The Declarant/Representative submits a IE583 'Information on Non-Exited Export'
 2. The IE583 message is logically invalid
 3. Revenue rejects the declaration and sends the IE556 to the Declarant/Representative

4.14.2 Invalid Enquiry information/Insufficient Alternative Evidence, if any

4.14.2.1 Sequence Diagram

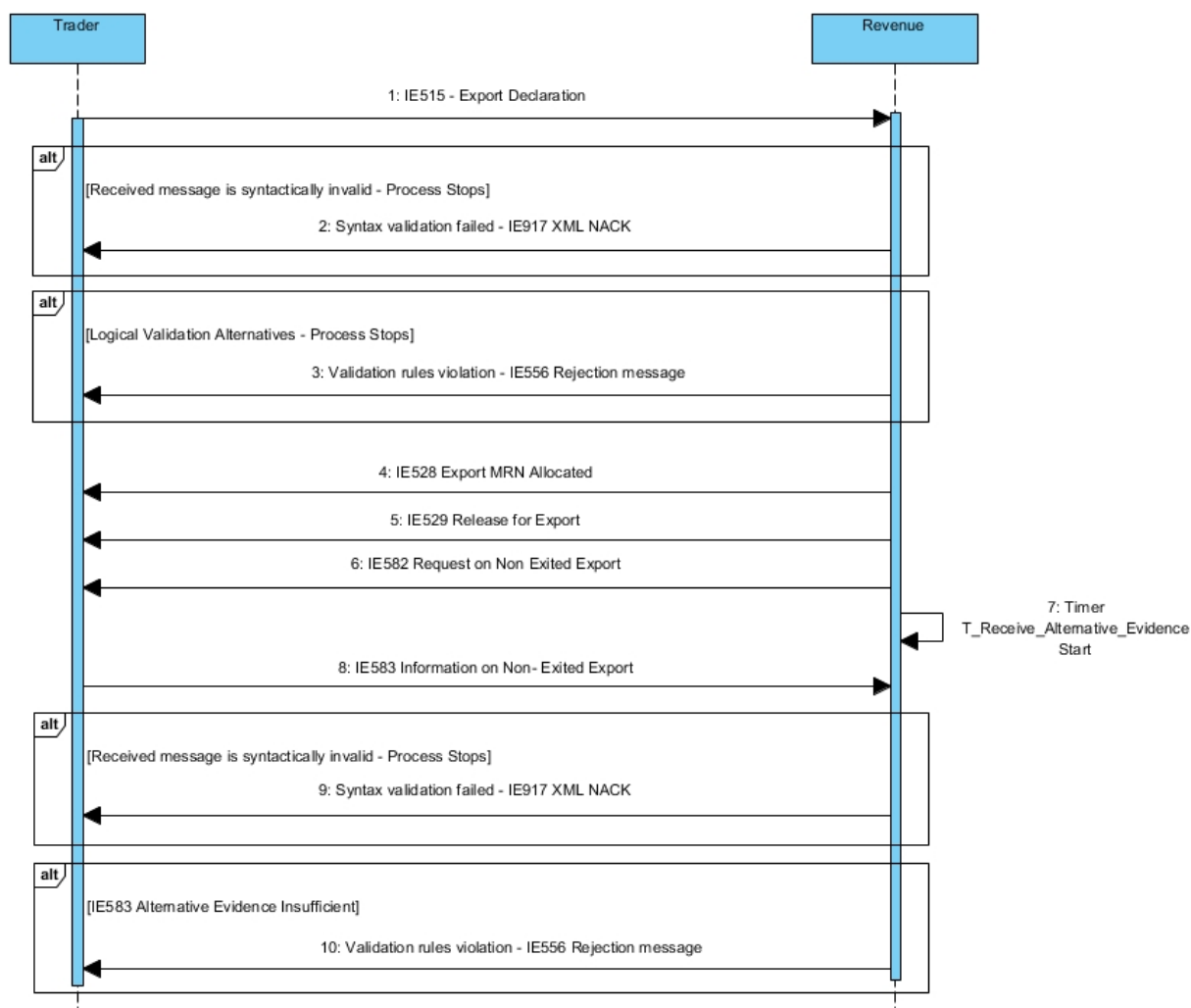


Figure 69: Invalid Enquiry information/Insufficient Alternative Evidence - Sequence Diagram

4.14.2.2 State Diagram

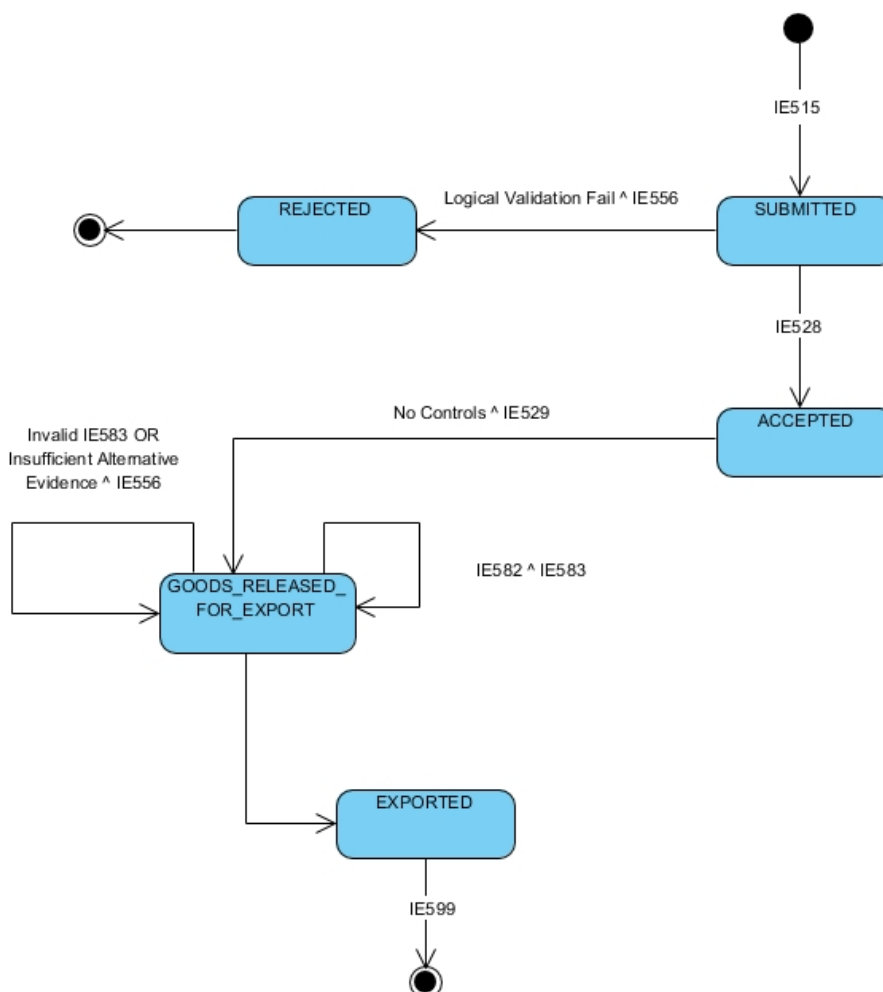


Figure 70: Invalid Enquiry information/Insufficient Alternative Evidence - Sequence Diagram

4.14.2.3 Use Case Summary

- **Core Flow – Invalid Enquiry information/Insufficient Alternative Evidence, if any**
 1. The Declarant/Representative submits a IE515 Export Declaration
 2. The Export Declaration is syntactically valid
 3. *The movement state at the Customs Office of Export is set to "Submitted"*
 4. The Export Declaration is logically valid
 5. Revenue accepts the declaration, generates MRN and sends IE528 to the Declarant/Representative
 6. *The movement state at the Customs Office of Export is set to "Accepted"*
 7. The Goods are authorized for Export
 8. Revenue sends the IE529 'Release for Export' to the Declarant/Representative
 9. *The movement state at the Customs Office of Export is set to "Goods Released for Export"*
 10. Revenue identifies that the Exit Results are not available
 11. Revenue requests alternative evidence from the Declarant/Representative with IE582 'Request on Non-Exited Export'
 12. The Declarant/Representative submits a IE583 'Information on Non-Exited Export'

13. The Customs Officer decides that the evidence is insufficient
14. Revenue sends IE556 to the Declarant/Representative.
15. Revenue awaits sufficient evidence

- **Alt - The declaration is syntactically invalid**

1. The Declarant/Representative submits a IE515 Export Declaration
2. The IE515 message is syntactically invalid
3. Revenue sends an IE917 XML NACK message to the Trader

- **Alt - The declaration is logically invalid - Rejection of declaration**

1. The Declarant/Representative submits a IE515 Export Declaration
2. The Export Declaration is syntactically valid
3. *The movement state at the Customs Office of Export is set to "Submitted"*
4. Revenue validates the Export Declaration
5. The Export Declaration is logically invalid
6. Revenue rejects the declaration and sends the IE556 to the Declarant/Representative
7. *The movement state at the Customs Office of Export is set to "Rejected"*

- **Alt - The IE583 is syntactically invalid**

1. The Declarant/Representative submits a IE583 'Information on Non-Exited Export'
2. The IE583 message is syntactically invalid
3. Revenue sends an IE917 XML NACK message to the Trader

- **Alt - The IE583 is logically invalid**

1. The Declarant/Representative submits a IE583 'Information on Non-Exited Export'
2. The IE583 message is logically invalid
3. Revenue rejects the declaration and sends the IE556 to the Declarant/Representative

4.14.3 Invalidation after expiry of time limit to receive Alternative Evidence

4.14.3.1 Sequence Diagram

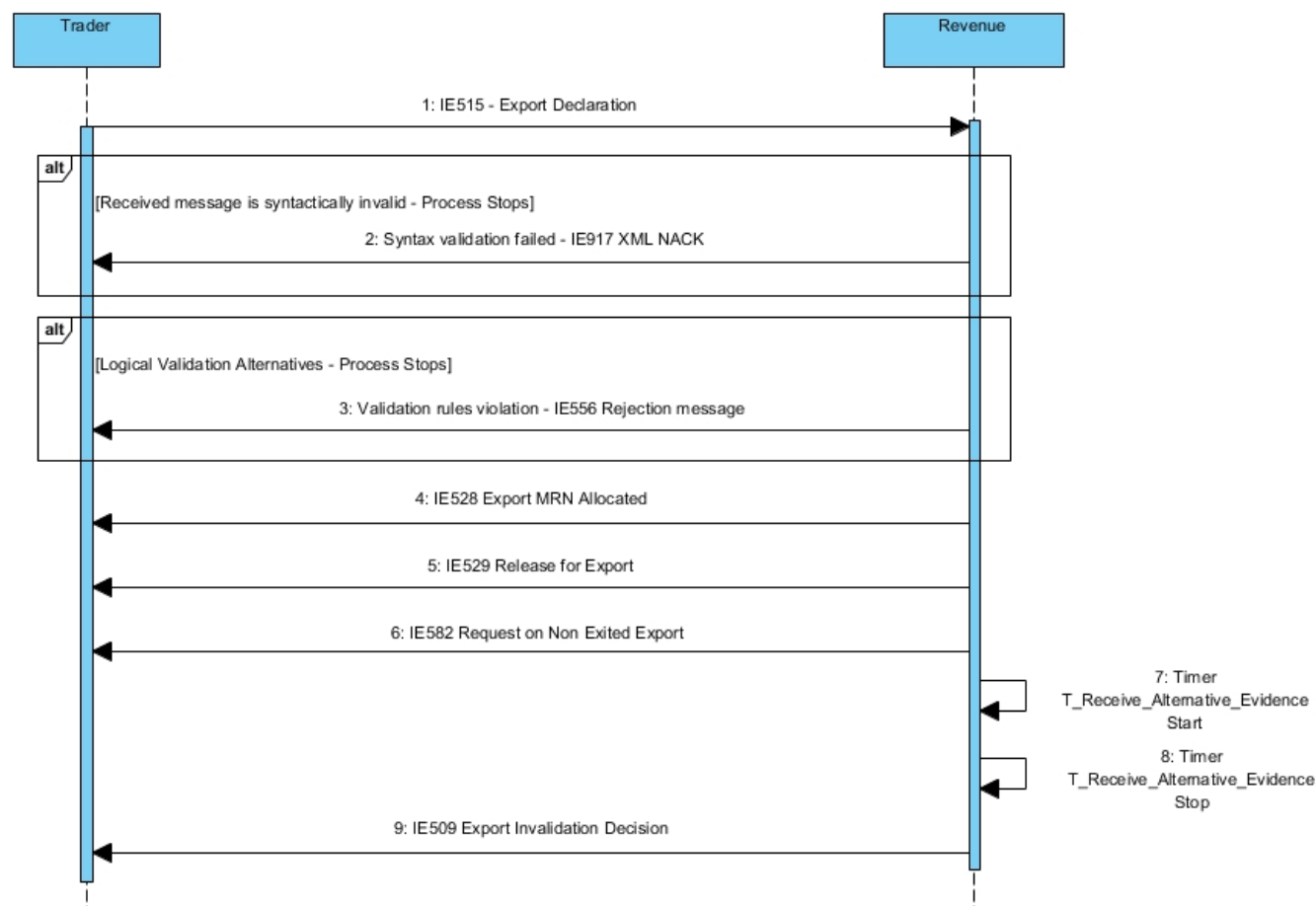


Figure 71: Invalidation after expiry of time limit to receive Alternative Evidence - Sequence Diagram

4.14.3.2 State Diagram

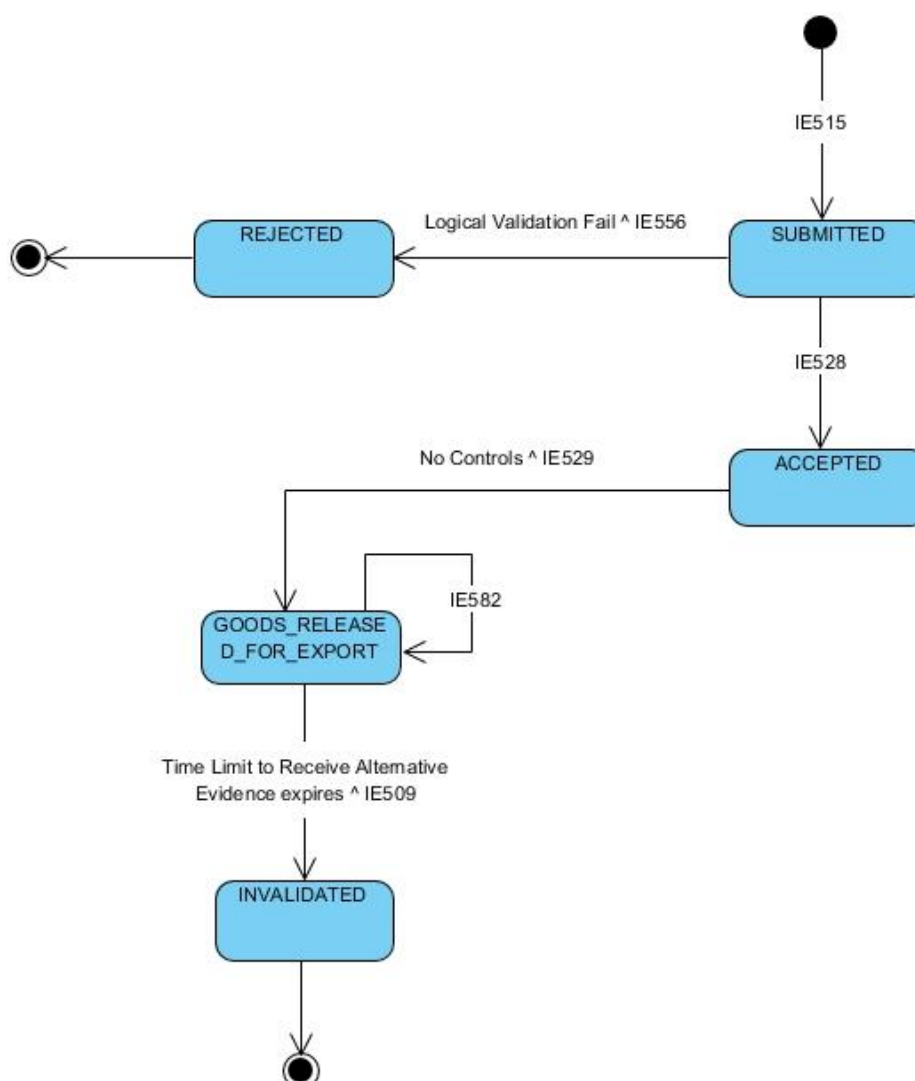


Figure 72: Invalidation after expiry of time limit to receive Alternative Evidence - Sequence Diagram

4.14.3.3 Use Case Summary

- **Core Flow – Invalidation after expiry of time limit to receive Alternative Evidence**
 1. The Declarant/Representative submits a IE515 Export Declaration
 2. The Export Declaration is syntactically valid
 3. *The movement state at the Customs Office of Export is set to "Submitted"*
 4. The Export Declaration is logically valid
 5. Revenue accepts the declaration, generates MRN and sends IE528 to the Declarant/Representative
 6. *The movement state at the Customs Office of Export is set to "Accepted"*
 7. The Goods are authorized for Export
 8. Revenue sends the IE529 'Release for Export' to the Declarant/Representative
 9. *The movement state at the Customs Office of Export is set to "Goods Released for Export"*
 10. Revenue identifies that the Exit Results are not available

11. Revenue requests alternative evidence from the Declarant/Representative with IE582 'Request on Non-Exited Export'
12. The Time Limit to Receive Alternative Evidence expires
13. Revenue decides to invalidate the Export Declaration
14. Revenue sends IE509 'Export Invalidation Decision' to the Declarant/Representative
15. *The movement state at the Customs Office of Export is set to "Invalidated"*

- **Alt - The declaration is syntactically invalid**

1. The Declarant/Representative submits a IE515 Export Declaration
2. The IE515 message is syntactically invalid
3. Revenue sends an IE917 XML NACK message to the Trader

- **Alt - The declaration is logically invalid - Rejection of declaration**

1. The Declarant/Representative submits a IE515 Export Declaration
2. The Export Declaration is syntactically valid
3. *The movement state at the Customs Office of Export is set to "Submitted"*
4. Revenue validates the Export Declaration
5. The Export Declaration is logically invalid
6. Revenue rejects the declaration and sends the IE556 to the Declarant/Representative
7. *The movement state at the Customs Office of Export is set to "Rejected"*

4.14.4 Enquiry information code: "Expected to Exit"

4.14.4.1 Sequence Diagram

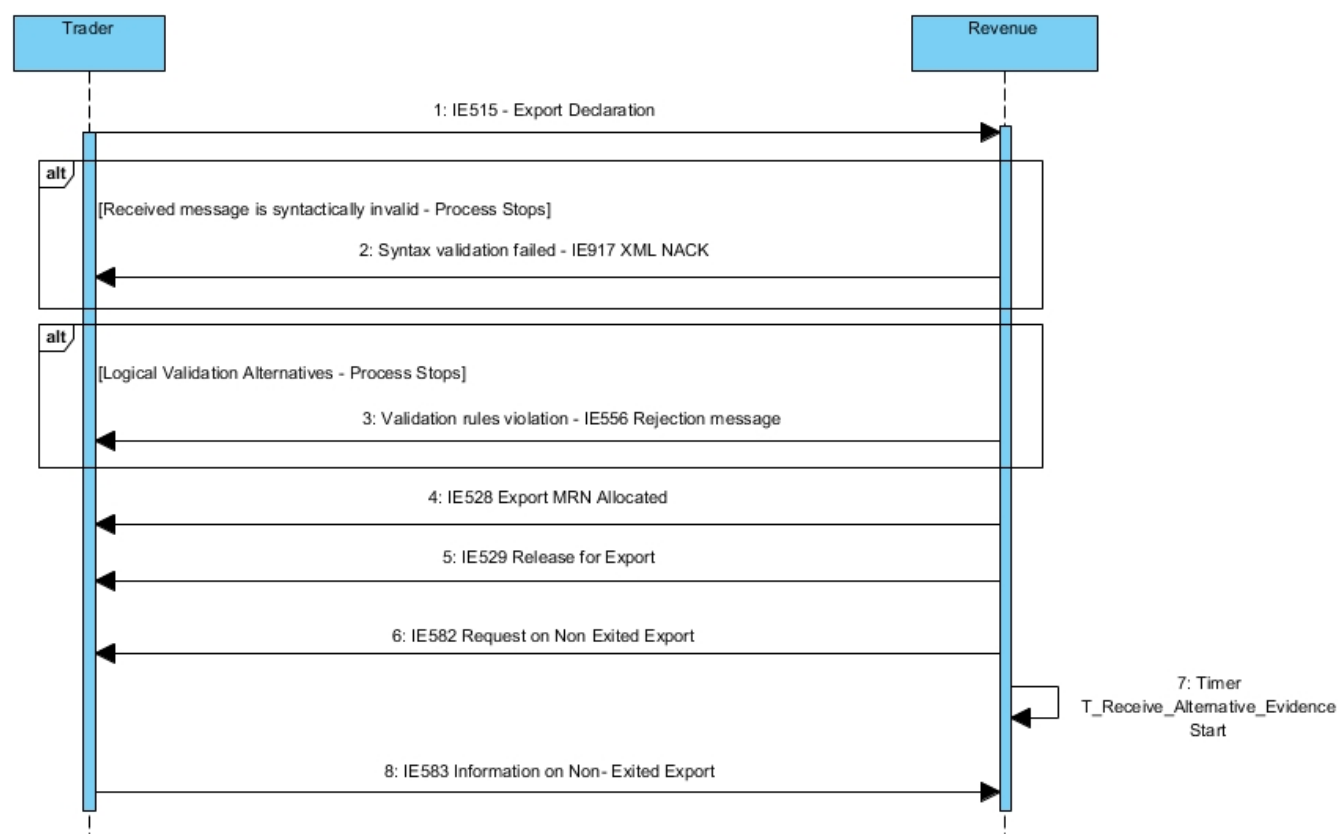


Figure 73: Enquiry information code: "Expected to Exit" - Sequence Diagram

4.14.4.2 State Diagram

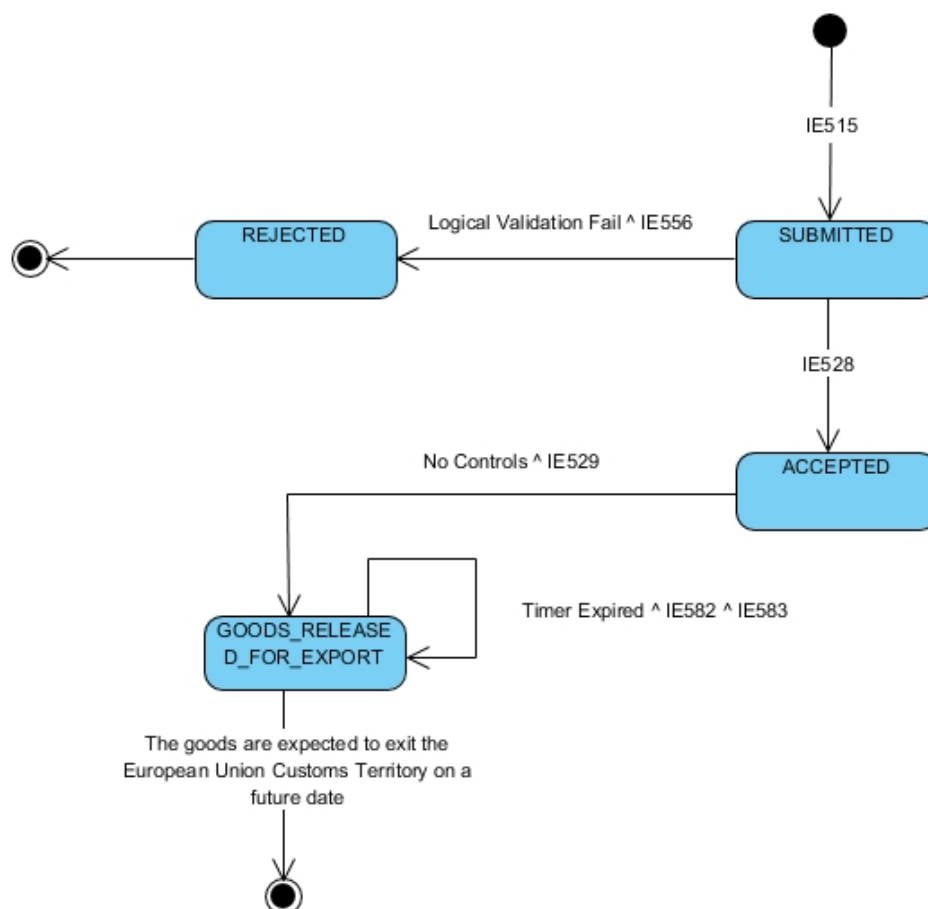


Figure 74: Enquiry information code: "Expected to Exit" - Sequence Diagram

4.14.4.3 Use Case Summary

- **Core Flow – Enquiry information code: "Expected to Exit"**
 1. The Declarant/Representative submits a IE515 Export Declaration
 2. The Export Declaration is syntactically valid
 3. *The movement state at the Customs Office of Export is set to "Submitted"*
 4. The Export Declaration is logically valid
 5. Revenue accepts the declaration, generates MRN and sends IE528 to the Declarant/Representative
 6. *The movement state at the Customs Office of Export is set to "Accepted"*
 7. The Goods are authorized for Export
 8. Revenue sends the IE529 'Release for Export' to the Declarant/Representative
 9. *The movement state at the Customs Office of Export is set to "Goods Released for Export"*
 10. Revenue identifies that the Exit Results are not available
 11. Revenue requests alternative evidence from the Declarant/Representative with IE582 'Request on Non-Exited Export'
 12. The Declarant/Representative submits a IE583 'Information on Non-Exited Export'

13. IE583 indicates that the goods are expected to exit the European Union Customs Territory on a future date

- **Alt - The declaration is syntactically invalid**

1. The Declarant/Representative submits a IE515 Export Declaration
2. The IE515 message is syntactically invalid
3. Revenue sends an IE917 XML NACK message to the Trader

- **Alt - The declaration is logically invalid - Rejection of declaration**

1. The Declarant/Representative submits a IE515 Export Declaration
2. The Export Declaration is syntactically valid
3. *The movement state at the Customs Office of Export is set to "Submitted"*
4. Revenue validates the Export Declaration
5. The Export Declaration is logically invalid
6. Revenue rejects the declaration and sends the IE556 to the Declarant/Representative
7. *The movement state at the Customs Office of Export is set to "Rejected"*

- **Alt - The IE583 is syntactically invalid**

1. The Declarant/Representative submits a IE583 'Information on Non-Exited Export'
2. The IE583 message is syntactically invalid
3. Revenue sends an IE917 XML NACK message to the Trader

- **Alt - The IE583 is logically invalid**

1. The Declarant/Representative submits a IE583 'Information on Non-Exited Export'
2. The IE583 message is logically invalid
3. Revenue rejects the declaration and sends the IE556 to the Declarant/Representative

4.14.5 Enquiry information code: “Will not exit”

4.14.5.1 Sequence Diagram

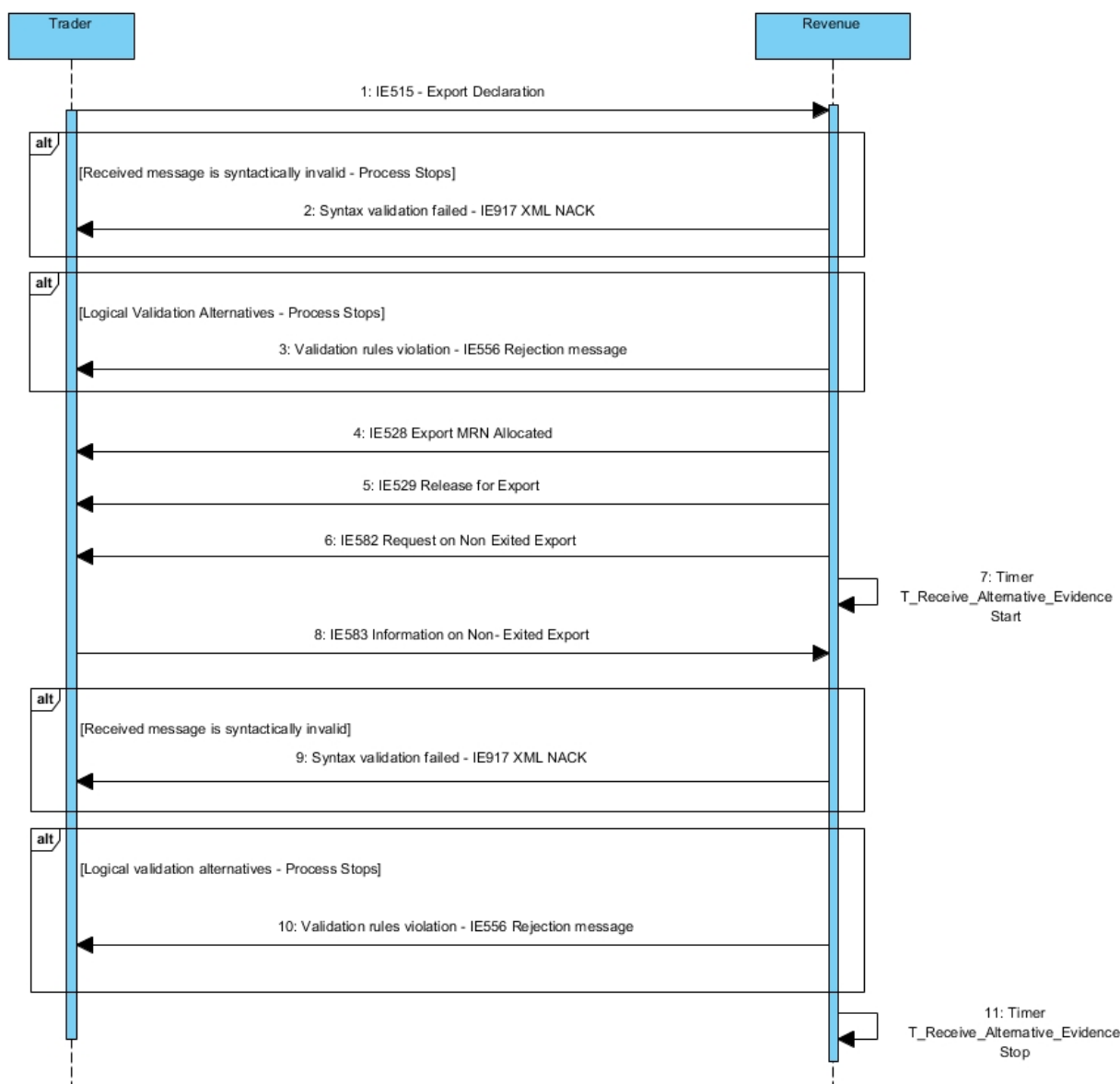


Figure 75: Enquiry information code: “Will not exit” - Sequence Diagram

4.14.5.2 State Diagram

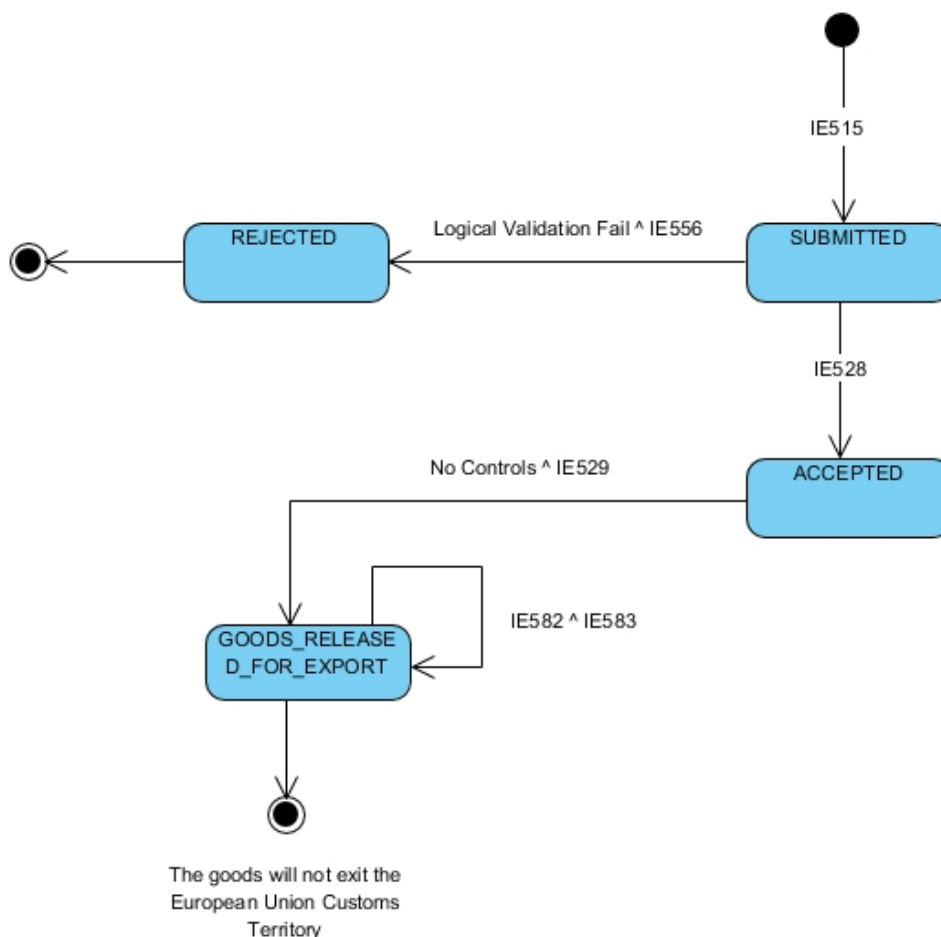


Figure 76: Enquiry information code: "Will not exit" - Sequence Diagram

4.14.5.3 Use Case Summary

- **Core Flow – Enquiry information code: "Will not exit"**
 1. The Declarant/Representative submits a IE515 Export Declaration
 2. The Export Declaration is syntactically valid
 3. *The movement state at the Customs Office of Export is set to "Submitted"*
 4. The Export Declaration is logically valid
 5. Revenue accepts the declaration, generates MRN and sends IE528 to the Declarant/Representative
 6. *The movement state at the Customs Office of Export is set to "Accepted"*
 7. The Goods are authorized for Export
 8. Revenue sends the IE529 'Release for Export' to the Declarant/Representative
 9. *The movement state at the Customs Office of Export is set to "Goods Released for Export"*
 10. Revenue identifies that the Exit Results are not available

11. Revenue requests alternative evidence from the Declarant/Representative with IE582 'Request on Non-Exited Export'
12. The Declarant/Representative submits a IE583 'Information on Non-Exited Export'
13. The IE583 indicates that the goods will not exit the European Union Customs Territory
14. The Declarant/Representative may initiate the invalidation process

- **Alt - The declaration is syntactically invalid**

1. The Declarant/Representative submits a IE515 Export Declaration
2. The IE515 message is syntactically invalid
3. Revenue sends an IE917 XML NACK message to the Trader

- **Alt - The declaration is logically invalid - Rejection of declaration**

1. The Declarant/Representative submits a IE515 Export Declaration
2. The Export Declaration is syntactically valid
3. *The movement state at the Customs Office of Export is set to "Submitted"*
4. Revenue validates the Export Declaration
5. The Export Declaration is logically invalid
6. Revenue rejects the declaration and sends the IE556 to the Declarant/Representative
7. *The movement state at the Customs Office of Export is set to "Rejected"*

- **Alt - The IE583 is syntactically invalid**

1. The Declarant/Representative submits a IE583 'Information on Non-Exited Export'
2. The IE583 message is syntactically invalid
3. Revenue sends an IE917 XML NACK message to the Trader

- **Alt - The IE583 is logically invalid**

1. The Declarant/Representative submits a IE583 'Information on Non-Exited Export'
2. The IE583 message is logically invalid
3. Revenue rejects the declaration and sends the IE556 to the Declarant/Representative

4.14.6 Trader sends Enquiry Information on his/her own initiative (Enquiry information code: “Exited-Alternative Evidence” or “Exited-No Alternative Evidence”) - Exit Results received after Enquiry Procedure

4.14.6.1 Sequence Diagram

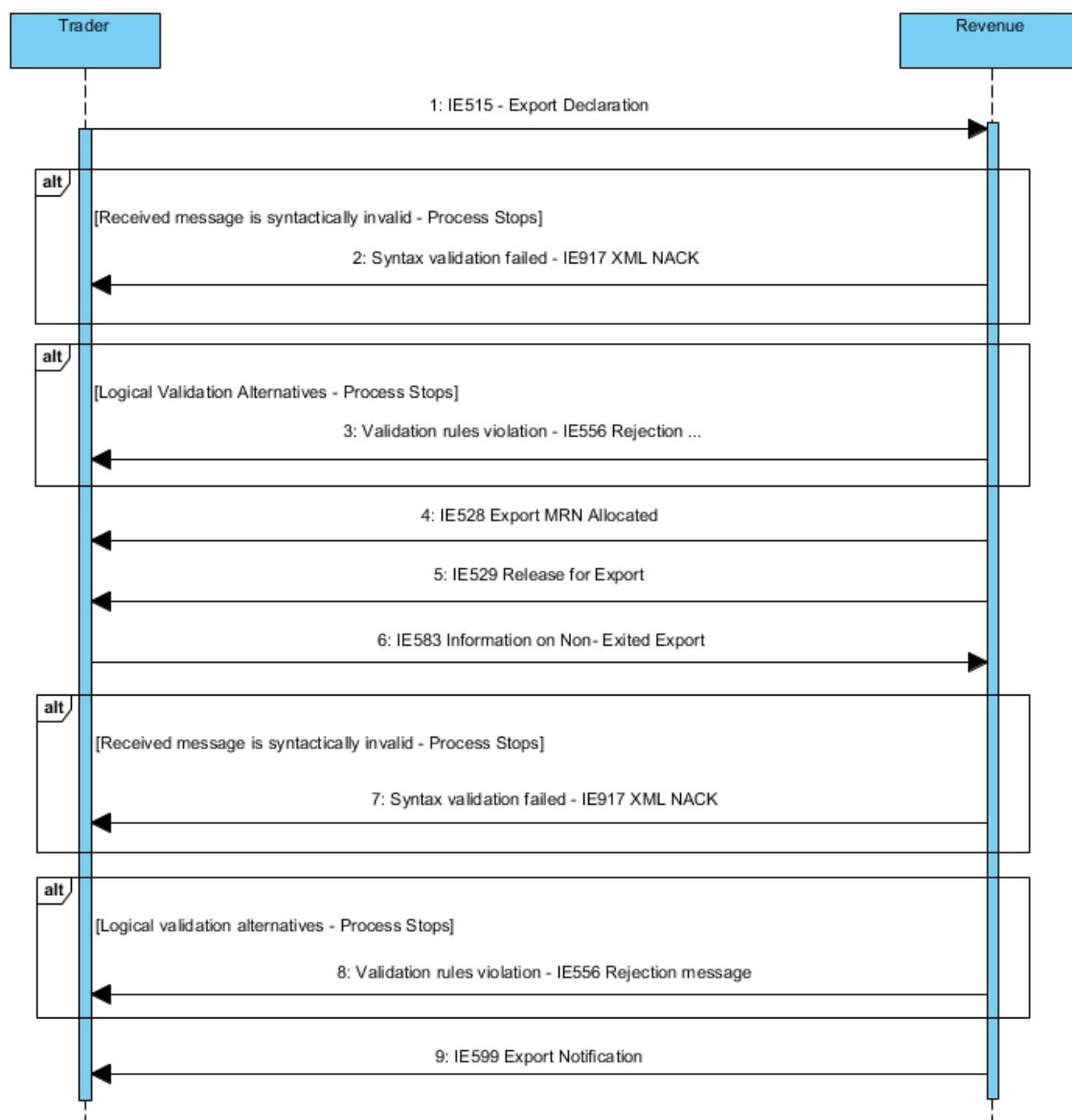


Figure 77: Trader sends Enquiry Information on his/her own initiative - Sequence Diagram

4.14.6.2 State Diagram

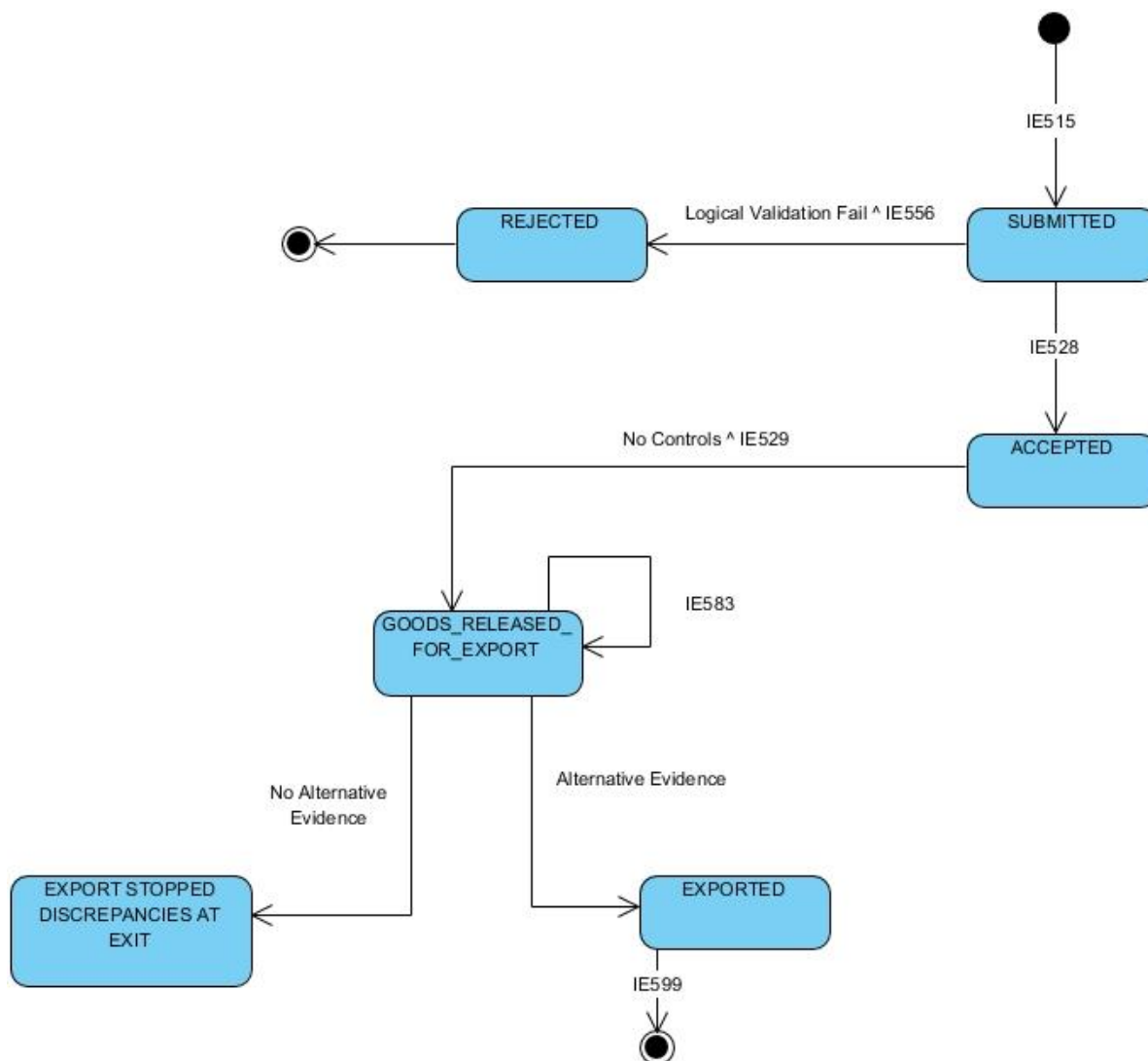


Figure 78: Trader sends Enquiry Information on his/her own initiative - Sequence Diagram

4.14.6.3 Use Case Summary

- **Core Flow – Trader sends Enquiry Information on his/her own initiative**
 1. The Declarant/Representative submits a IE515 Export Declaration
 2. The Export Declaration is syntactically valid
 3. *The movement state at the Customs Office of Export is set to "Submitted"*
 4. The Export Declaration is logically valid
 5. Revenue accepts the declaration, generates MRN and sends IE528 to the Declarant/Representative
 6. *The movement state at the Customs Office of Export is set to "Accepted"*
 7. The Goods are authorized for Export

8. Revenue sends the IE529 'Release for Export' to the Declarant/Representative
9. *The movement state at the Customs Office of Export is set to "Goods Released for Export"*
10. The Declarant/Representative submits a IE583 'Information on Non-Exited Export'
11. Revenue receives the Exit Results
12. *The movement state at the Customs Office of Export is set to "Exported" or "Export Stopped, Discrepancies at Exit"*
13. Revenue notifies the Declarant/Representative with the IE599 'Export Notification'

- **Alt - The declaration is syntactically invalid**

1. The Declarant/Representative submits a IE515 Export Declaration
2. The IE515 message is syntactically invalid
3. Revenue sends an IE917 XML NACK message to the Trader

- **Alt - The declaration is logically invalid - Rejection of declaration**

1. The Declarant/Representative submits a IE515 Export Declaration
2. The Export Declaration is syntactically valid
3. *The movement state at the Customs Office of Export is set to "Submitted"*
4. Revenue validates the Export Declaration
5. The Export Declaration is logically invalid
6. Revenue rejects the declaration and sends the IE556 to the Declarant/Representative
7. *The movement state at the Customs Office of Export is set to "Rejected"*

- **Alt - The IE583 is syntactically invalid**

1. The Declarant/Representative submits a IE583 'Information on Non-Exited Export'
2. The IE583 message is syntactically invalid
3. Revenue sends an IE917 XML NACK message to the Trader

- **Alt - The IE583 is logically invalid**

1. The Declarant/Representative submits a IE583 'Information on Non-Exited Export'
2. The IE583 message is logically invalid
3. Revenue rejects the declaration and sends the IE556 to the Declarant/Representative

4.14.7 Trader sends Enquiry Information on his/her own initiative (Enquiry information code: "Exited-Alternative Evidence") - Confirmation of exit by Alternative Evidence

4.14.7.1 Sequence Diagram

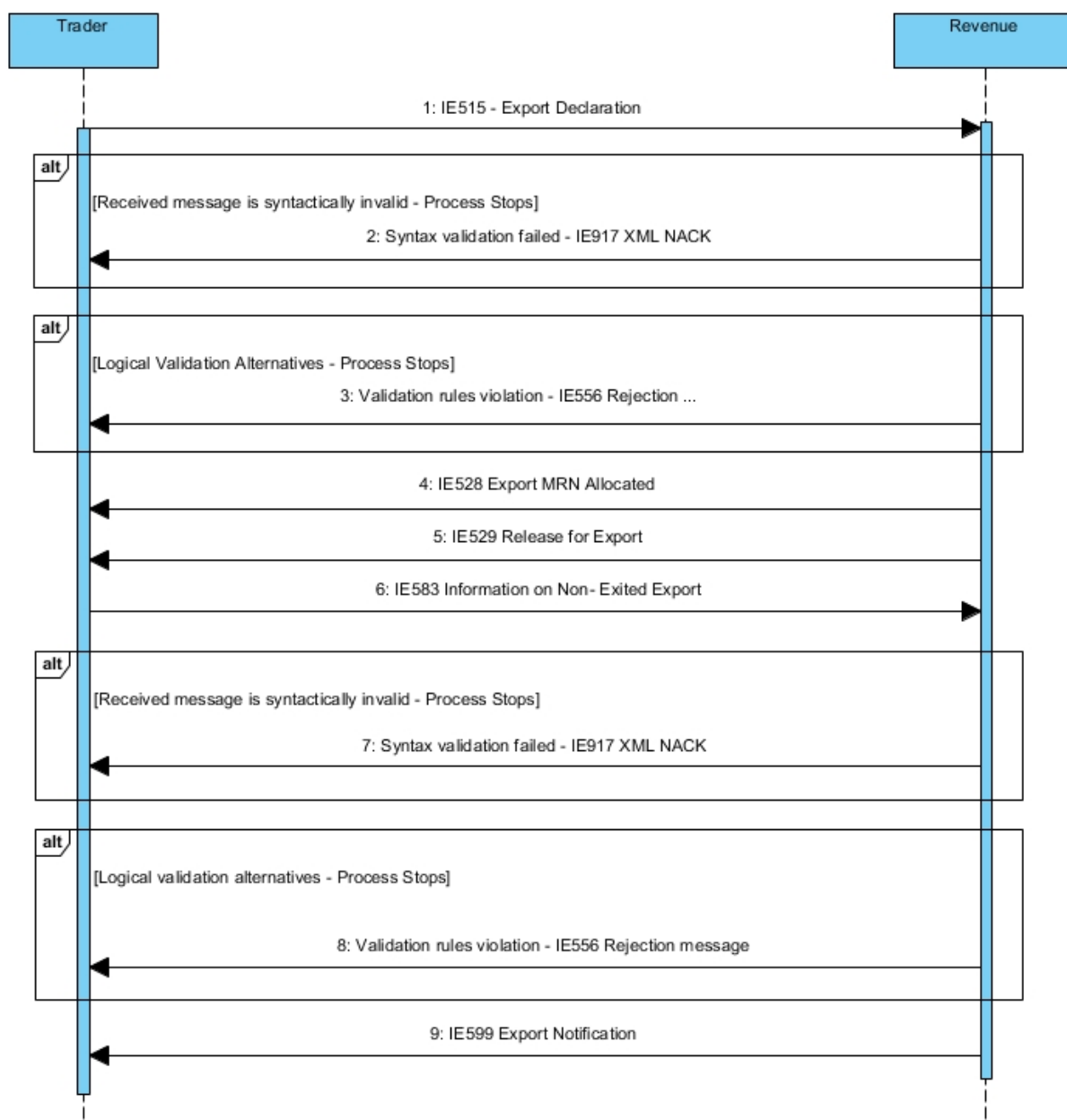


Figure 79: Trader sends Enquiry Information on his/her own initiative - Sequence Diagram

4.14.7.2 State Diagram

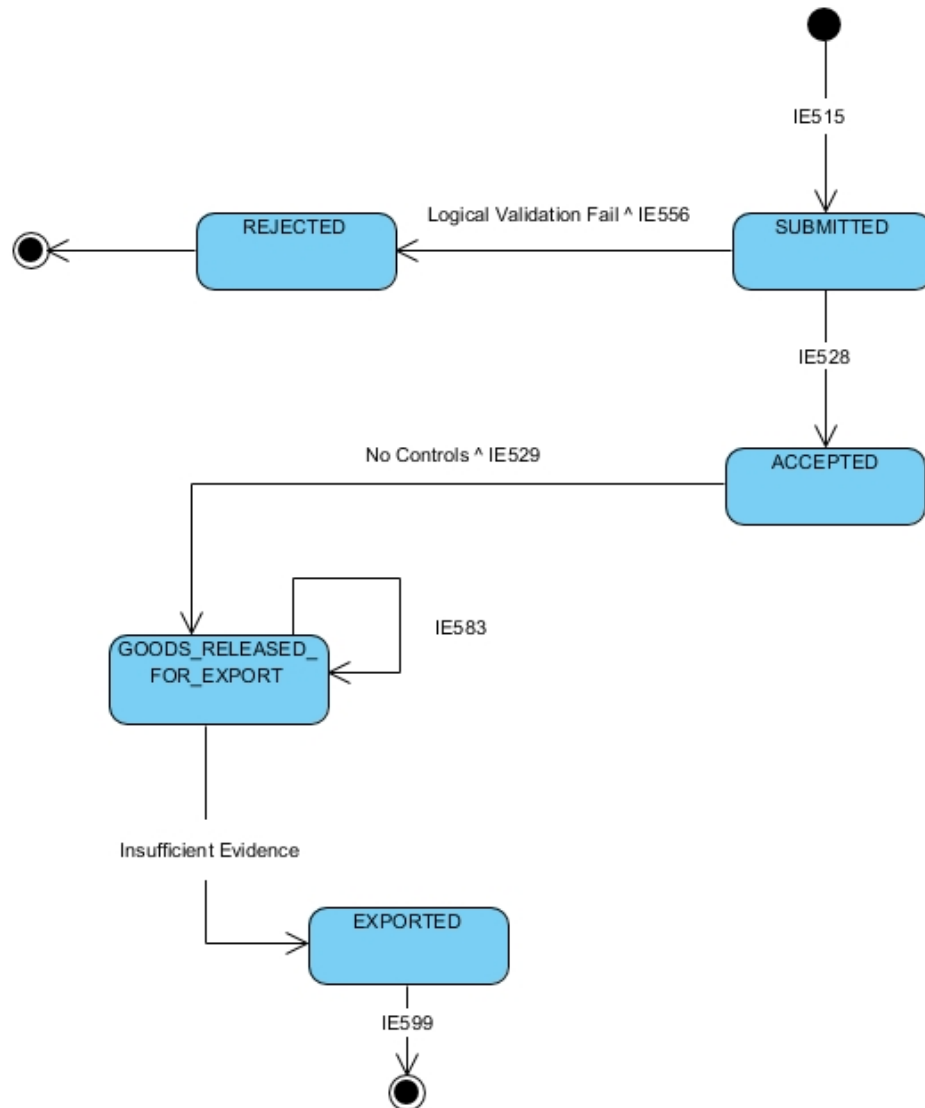


Figure 80: Trader sends Enquiry Information on his/her own initiative - Sequence Diagram

4.14.7.3 Use Case Summary

- **Core Flow – Trader sends Enquiry Information on his/her own initiative**
 1. The Declarant/Representative submits a IE515 Export Declaration
 2. The Export Declaration is syntactically valid
 3. *The movement state at the Customs Office of Export is set to “Submitted”*
 4. The Export Declaration is logically valid
 5. Revenue accepts the declaration, generates MRN and sends IE528 to the Declarant/Representative
 6. *The movement state at the Customs Office of Export is set to “Accepted”*
 7. The Goods are authorized for Export
 8. Revenue sends the IE529 ‘Release for Export’ to the Declarant/Representative
 9. *The movement state at the Customs Office of Export is set to “Goods Released for Export”*
 10. The Declarant/Representative submits a IE583 ‘Information on Non-Exited Export’
 11. Revenue identifies that the Exit Results are not available
 12. Revenue examines IE583 and decides that the evidence is sufficient
 13. *The movement state at the Customs Office of Export is set to “Exported”*
 14. Revenue notifies the Declarant/Representative with the IE599 ‘Export Notification’
- **Alt - The declaration is syntactically invalid**
 1. The Declarant/Representative submits a IE515 Export Declaration
 2. The IE515 message is syntactically invalid
 3. Revenue sends an IE917 XML NACK message to the Trader
- **Alt - The declaration is logically invalid - Rejection of declaration**
 1. The Declarant/Representative submits a IE515 Export Declaration
 2. The Export Declaration is syntactically valid
 3. *The movement state at the Customs Office of Export is set to “Submitted”*
 4. Revenue validates the Export Declaration
 5. The Export Declaration is logically invalid
 6. Revenue rejects the declaration and sends the IE556 to the Declarant/Representative
 7. *The movement state at the Customs Office of Export is set to “Rejected”*
- **Alt - The IE583 is syntactically invalid**
 1. The Declarant/Representative submits a IE583 ‘Information on Non-Exited Export’
 2. The IE583 message is syntactically invalid
 3. Revenue sends an IE917 XML NACK message to the Trader
- **Alt - The IE583 is logically invalid**
 1. The Declarant/Representative submits a IE583 ‘Information on Non-Exited Export’
 2. The IE583 message is logically invalid
 3. Revenue rejects the declaration and sends the IE556 to the Declarant/Representative

4.14.8 Trader sends Enquiry Information on his/her own initiative (Enquiry information code: "Exited-Alternative Evidence") - Insufficient Alternative Evidence

4.14.8.1 Sequence Diagram

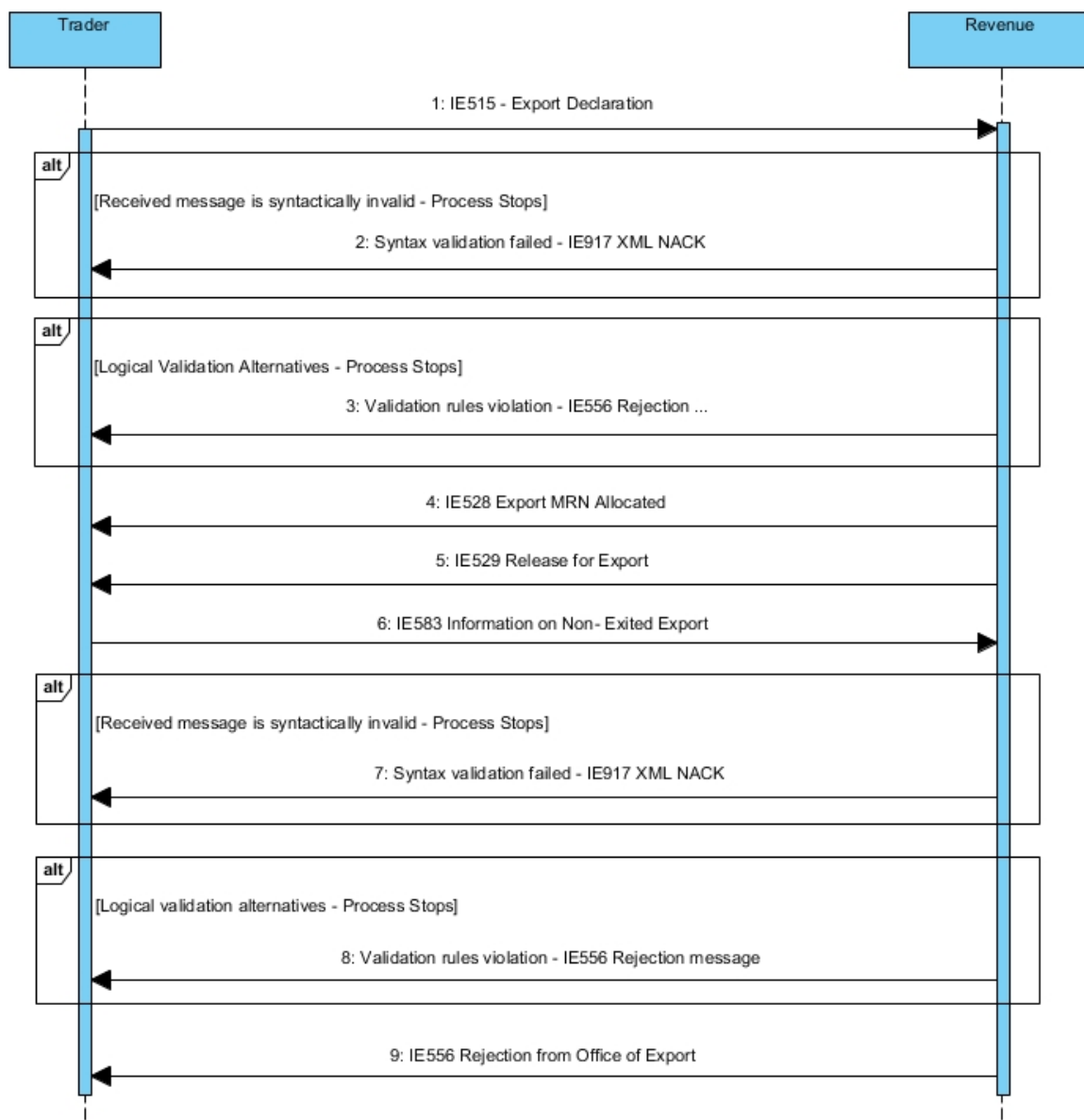


Figure 81: Trader sends Enquiry Information on his/her own initiative - Sequence Diagram

4.14.8.2 State Diagram

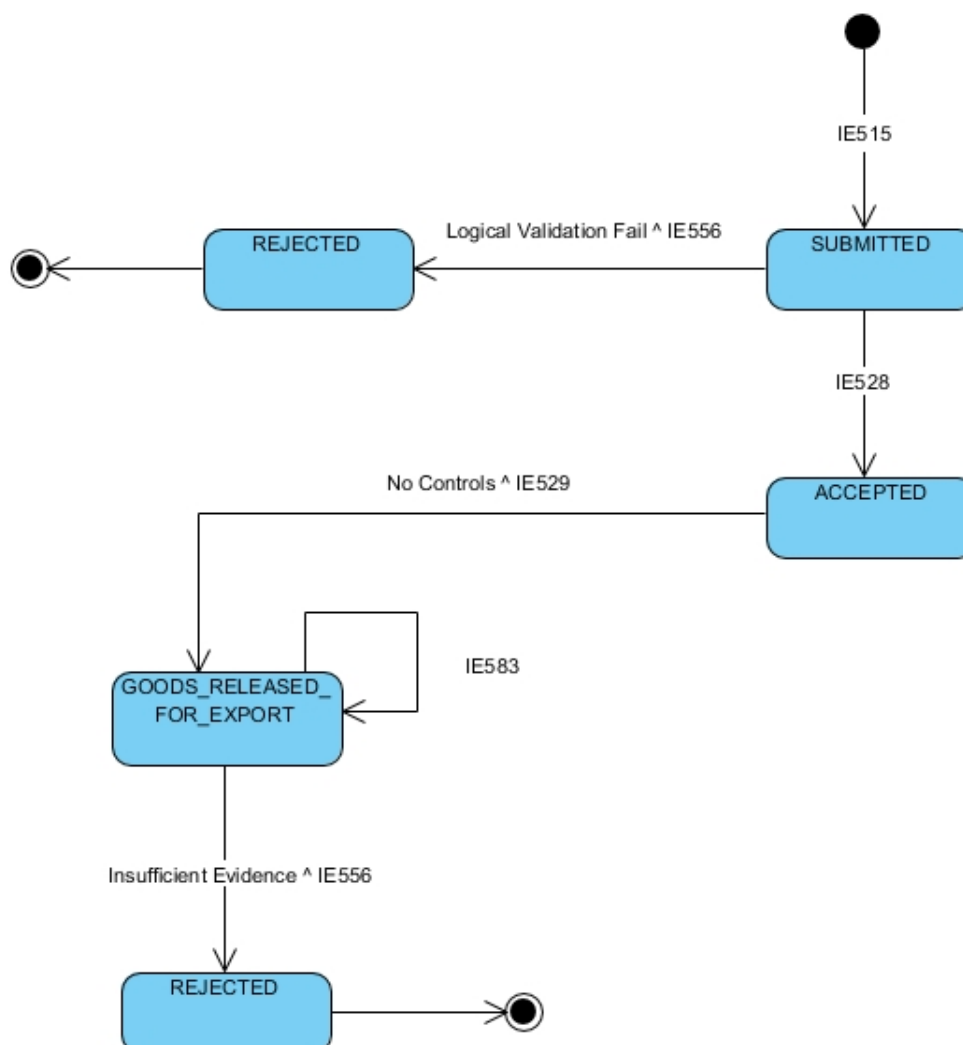


Figure 82: Trader sends Enquiry Information on his/her own initiative - Sequence Diagram

4.14.8.3 Use Case Summary

- **Core Flow – Trader sends Enquiry Information on his/her own initiative**
 1. The Declarant/Representative submits a IE515 Export Declaration
 2. The Export Declaration is syntactically valid
 3. *The movement state at the Customs Office of Export is set to “Submitted”*
 4. The Export Declaration is logically valid
 5. Revenue accepts the declaration, generates MRN and sends IE528 to the Declarant/Representative
 6. *The movement state at the Customs Office of Export is set to “Accepted”*
 7. The Goods are authorized for Export
 8. Revenue sends the IE529 ‘Release for Export’ to the Declarant/Representative
 9. *The movement state at the Customs Office of Export is set to “Goods Released for Export”*
 10. The Declarant/Representative submits a IE583 ‘Information on Non-Exited Export’

11. Revenue identifies that the Exit Results are not available
 12. Revenue examines IE583 and decides that the evidence is insufficient
 13. Revenue sends IE556 to the Declarant/Representative
 14. *The movement state at the Customs Office of Export is set to "Rejected"*
-
- **Alt - The declaration is syntactically invalid**
 1. The Declarant/Representative submits a IE515 Export Declaration
 2. The IE515 message is syntactically invalid
 3. Revenue sends an IE917 XML NACK message to the Trader

 - **Alt - The declaration is logically invalid - Rejection of declaration**
 1. The Declarant/Representative submits a IE515 Export Declaration
 2. The Export Declaration is syntactically valid
 3. *The movement state at the Customs Office of Export is set to "Submitted"*
 4. Revenue validates the Export Declaration
 5. The Export Declaration is logically invalid
 6. Revenue rejects the declaration and sends the IE556 to the Declarant/Representative
 7. *The movement state at the Customs Office of Export is set to "Rejected"*

 - **Alt - The IE583 is syntactically invalid**
 1. The Declarant/Representative submits a IE583 'Information on Non-Exited Export'
 2. The IE583 message is syntactically invalid
 3. Revenue sends an IE917 XML NACK message to the Trader

 - **Alt - The IE583 is logically invalid**
 1. The Declarant/Representative submits a IE583 'Information on Non-Exited Export'
 2. The IE583 message is logically invalid
 3. Revenue rejects the declaration and sends the IE556 to the Declarant/Representative

4.14.9 Trader sends Enquiry Information on his/her own initiative (Enquiry information code: "Exited-No Alternative Evidence") – No Release for Exit at the Customs Office of Exit

4.14.9.1 Sequence Diagram

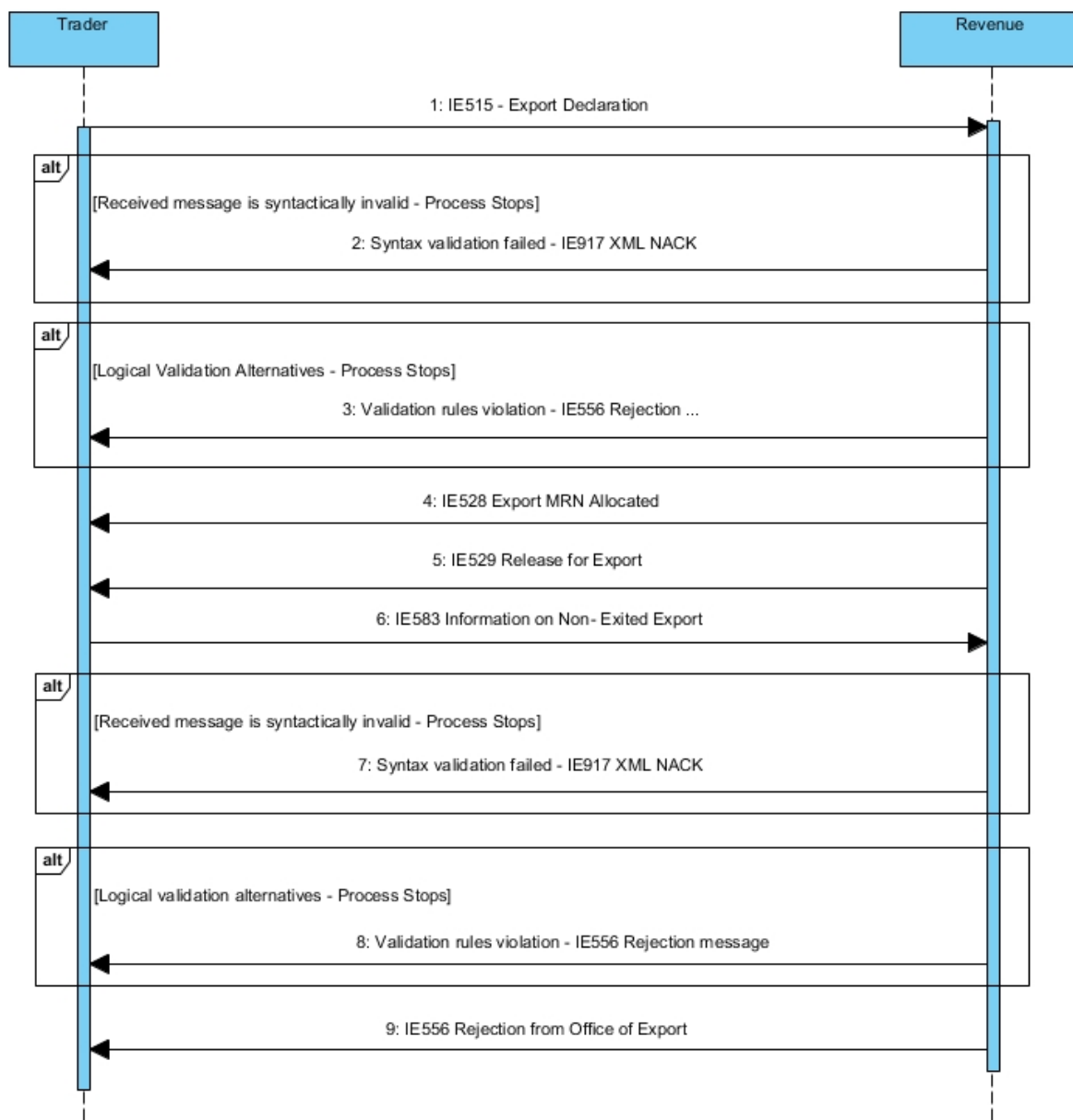


Figure 83: Trader sends Enquiry Information on his/her own initiative - Sequence Diagram

4.14.9.2 State Diagram

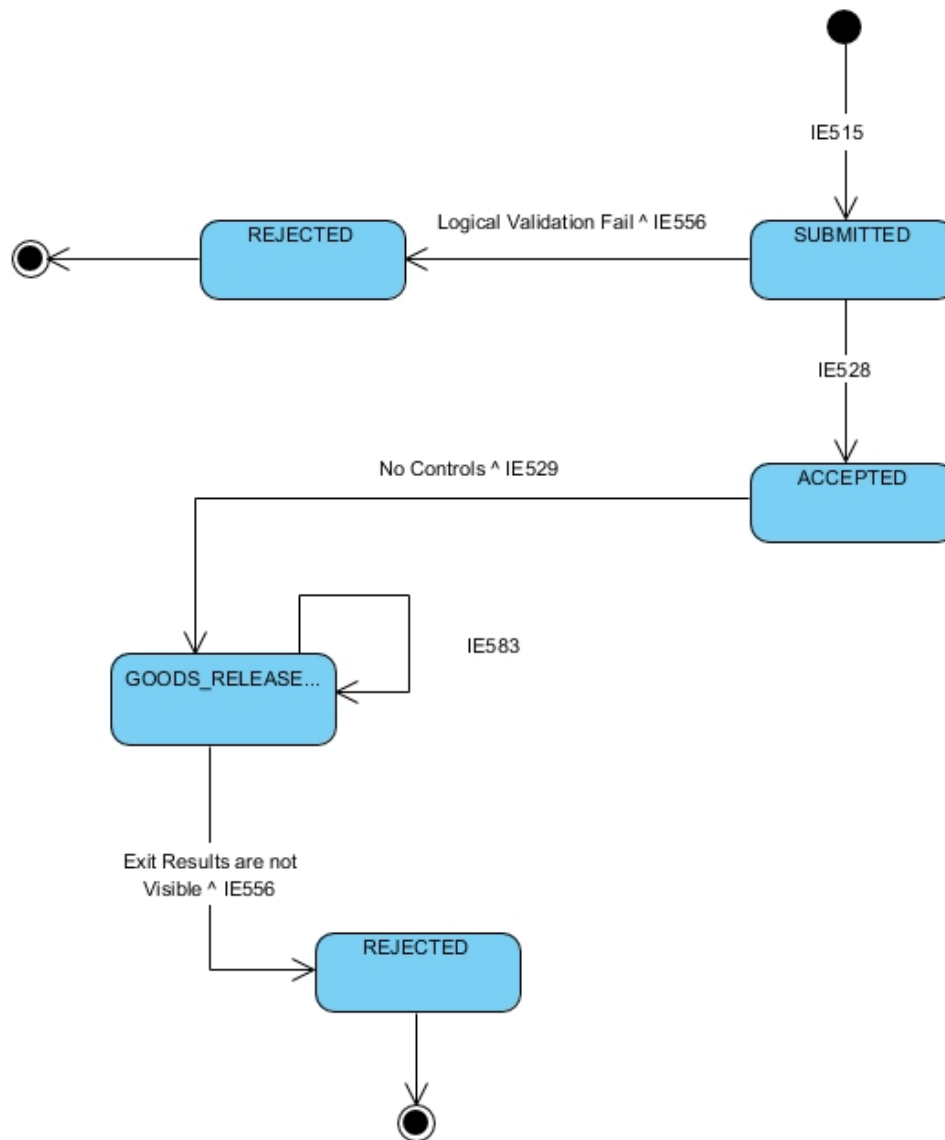


Figure 84: Trader sends Enquiry Information on his/her own initiative - Sequence Diagram

4.14.9.3 Use Case Summary

- **Core Flow – Trader sends Enquiry Information on his/her own initiative**
 1. The Declarant/Representative submits a IE515 Export Declaration
 2. The Export Declaration is syntactically valid
 3. *The movement state at the Customs Office of Export is set to “Submitted”*
 4. The Export Declaration is logically valid
 5. Revenue accepts the declaration, generates MRN and sends IE528 to the Declarant/Representative
 6. *The movement state at the Customs Office of Export is set to “Accepted”*
 7. The Goods are authorized for Export
 8. Revenue sends the IE529 ‘Release for Export’ to the Declarant/Representative
 9. *The movement state at the Customs Office of Export is set to “Goods Released for Export”*
 10. The Declarant/Representative submits a IE583 ‘Information on Non-Exited Export’
 11. Revenue identifies that the Exit Results are not available
 12. The Exit of the goods cannot be certified
 13. Revenue sends IE556 to the Declarant/Representative
- **Alt - The declaration is syntactically invalid**
 1. The Declarant/Representative submits a IE515 Export Declaration
 2. The IE515 message is syntactically invalid
 3. Revenue sends an IE917 XML NACK message to the Trader
- **Alt - The declaration is logically invalid - Rejection of declaration**
 1. The Declarant/Representative submits a IE515 Export Declaration
 2. The Export Declaration is syntactically valid
 3. *The movement state at the Customs Office of Export is set to “Submitted”*
 4. Revenue validates the Export Declaration
 5. The Export Declaration is logically invalid
 6. Revenue rejects the declaration and sends the IE556 to the Declarant/Representative
 7. *The movement state at the Customs Office of Export is set to “Rejected”*
- **Alt - The IE583 is syntactically invalid**
 1. The Declarant/Representative submits a IE583 ‘Information on Non-Exited Export’
 2. The IE583 message is syntactically invalid
 3. Revenue sends an IE917 XML NACK message to the Trader
- **Alt - The IE583 is logically invalid**
 1. The Declarant/Representative submits a IE583 ‘Information on Non-Exited Export’
 2. The IE583 message is logically invalid
 3. Revenue rejects the declaration and sends the IE556 to the Declarant/Representative

4.14.10 Trader sends Enquiry Information on his/her own initiative (Enquiry information code: "Exited-Alternative Evidence" or "Exited-No Alternative Evidence") - Invalid Enquiry Information

4.14.10.1 Sequence Diagram

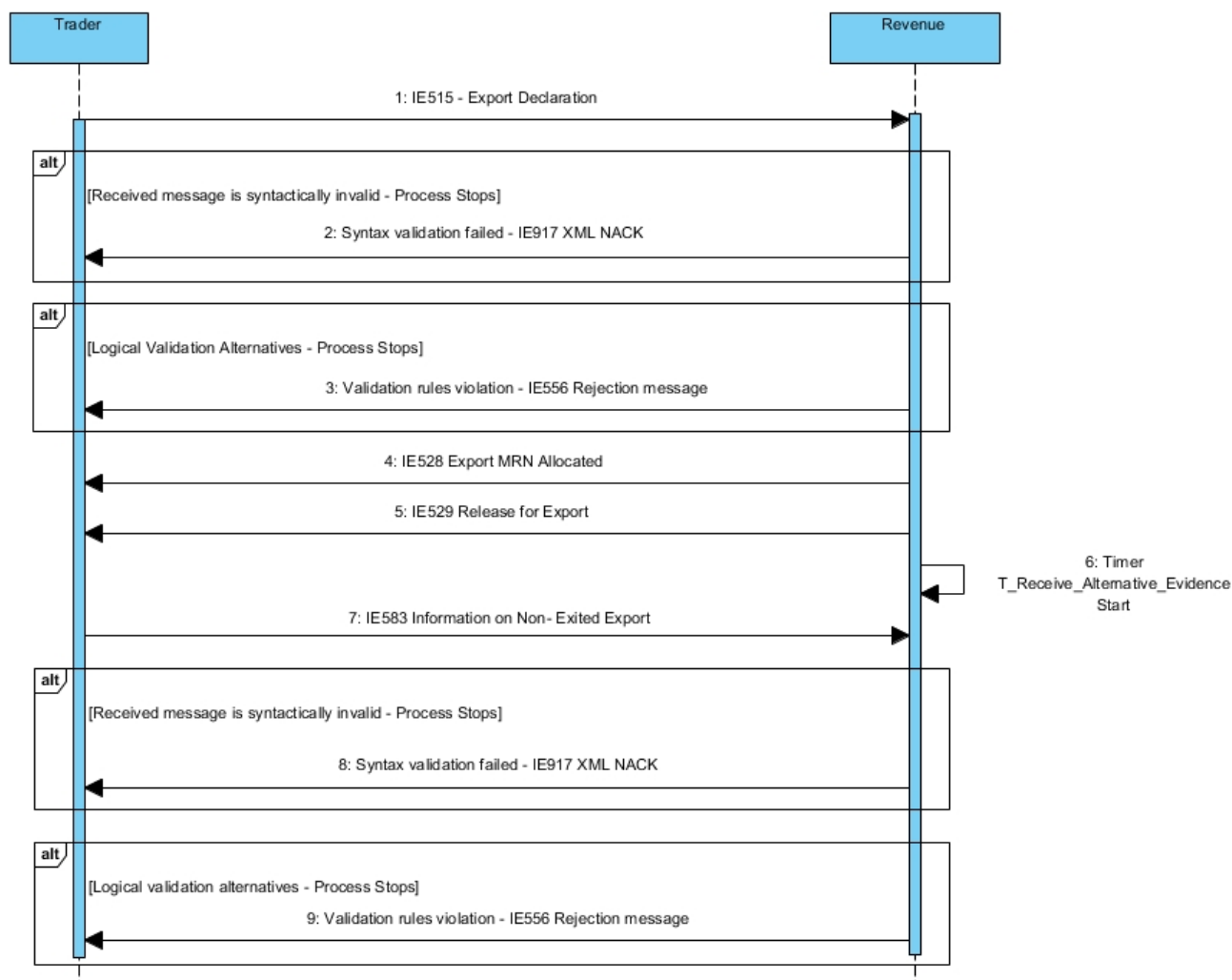


Figure 85: Trader sends Enquiry Information on his/her own initiative - Sequence Diagram

4.14.10.2 State Diagram

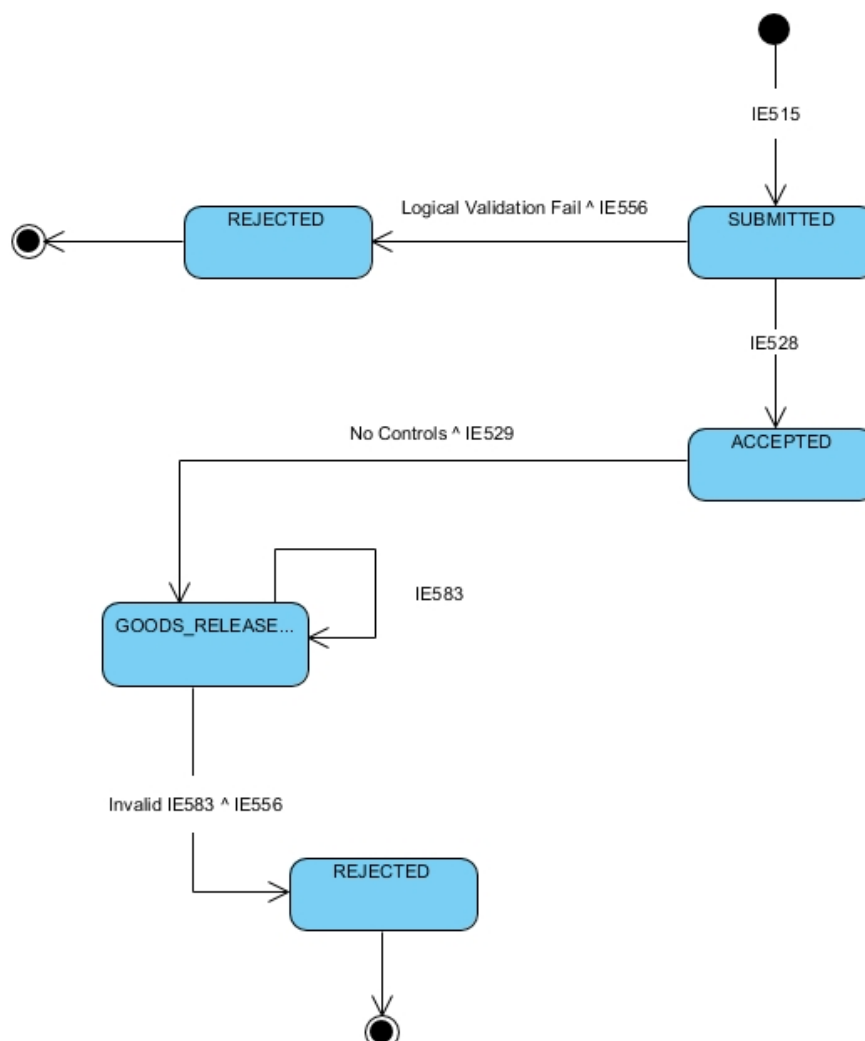


Figure 86: Trader sends Enquiry Information on his/her own initiative - Sequence Diagram

4.14.10.3 Use Case Summary

- **Core Flow – Trader sends Enquiry Information on his/her own initiative**
 1. The Declarant/Representative submits a IE515 Export Declaration
 2. The Export Declaration is syntactically valid
 3. *The movement state at the Customs Office of Export is set to “Submitted”*
 4. The Export Declaration is logically valid
 5. Revenue accepts the declaration, generates MRN and sends IE528 to the Declarant/Representative
 6. *The movement state at the Customs Office of Export is set to “Accepted”*
 7. The Goods are authorized for Export
 8. Revenue sends the IE529 ‘Release for Export’ to the Declarant/Representative
 9. *The movement state at the Customs Office of Export is set to “Goods Released for Export”*
 10. The Declarant/Representative submits a IE583 ‘Information on Non-Exited Export’

11. Revenue invalidates IE583
12. Revenue sends IE556 to the Declarant/Representative
13. The Declarant/Representative submits a new valid and sufficient IE583

- **Alt - The declaration is syntactically invalid**

1. The Declarant/Representative submits a IE515 Export Declaration
2. The IE515 message is syntactically invalid
3. Revenue sends an IE917 XML NACK message to the Trader

- **Alt - The declaration is logically invalid - Rejection of declaration**

1. The Declarant/Representative submits a IE515 Export Declaration
2. The Export Declaration is syntactically valid
3. *The movement state at the Customs Office of Export is set to "Submitted"*
4. Revenue validates the Export Declaration
5. The Export Declaration is logically invalid
6. Revenue rejects the declaration and sends the IE556 to the Declarant/Representative
7. *The movement state at the Customs Office of Export is set to "Rejected"*

5 Exit Summary Declaration (EXS)

5.1 Exit Summary Declaration - Lodging the EXS

5.1.1 Sequence Diagram

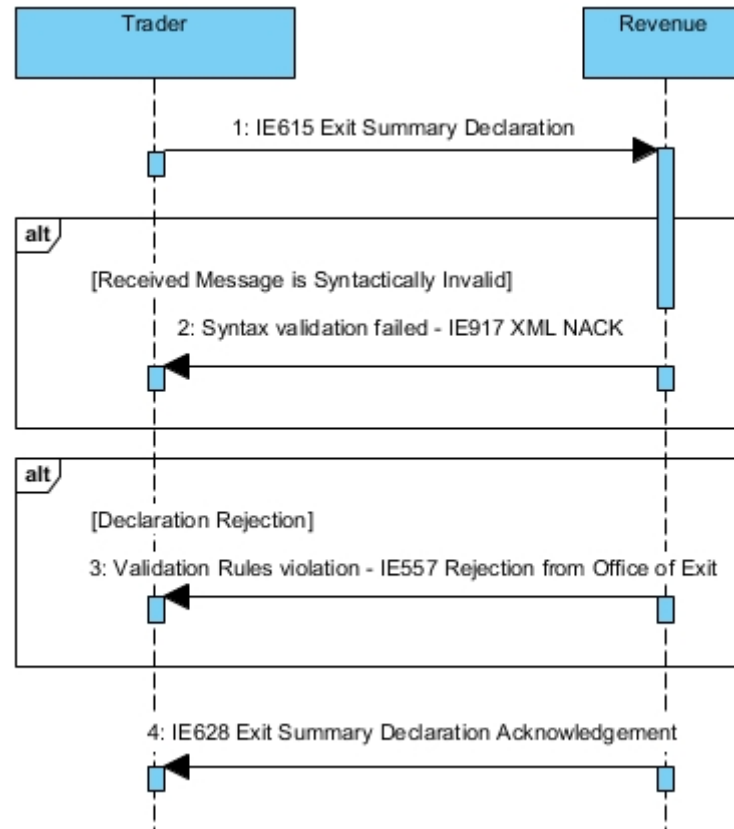


Figure 87: Exit Summary Declaration Lodging the EXS - Sequence Diagram

5.1.2 State Diagram

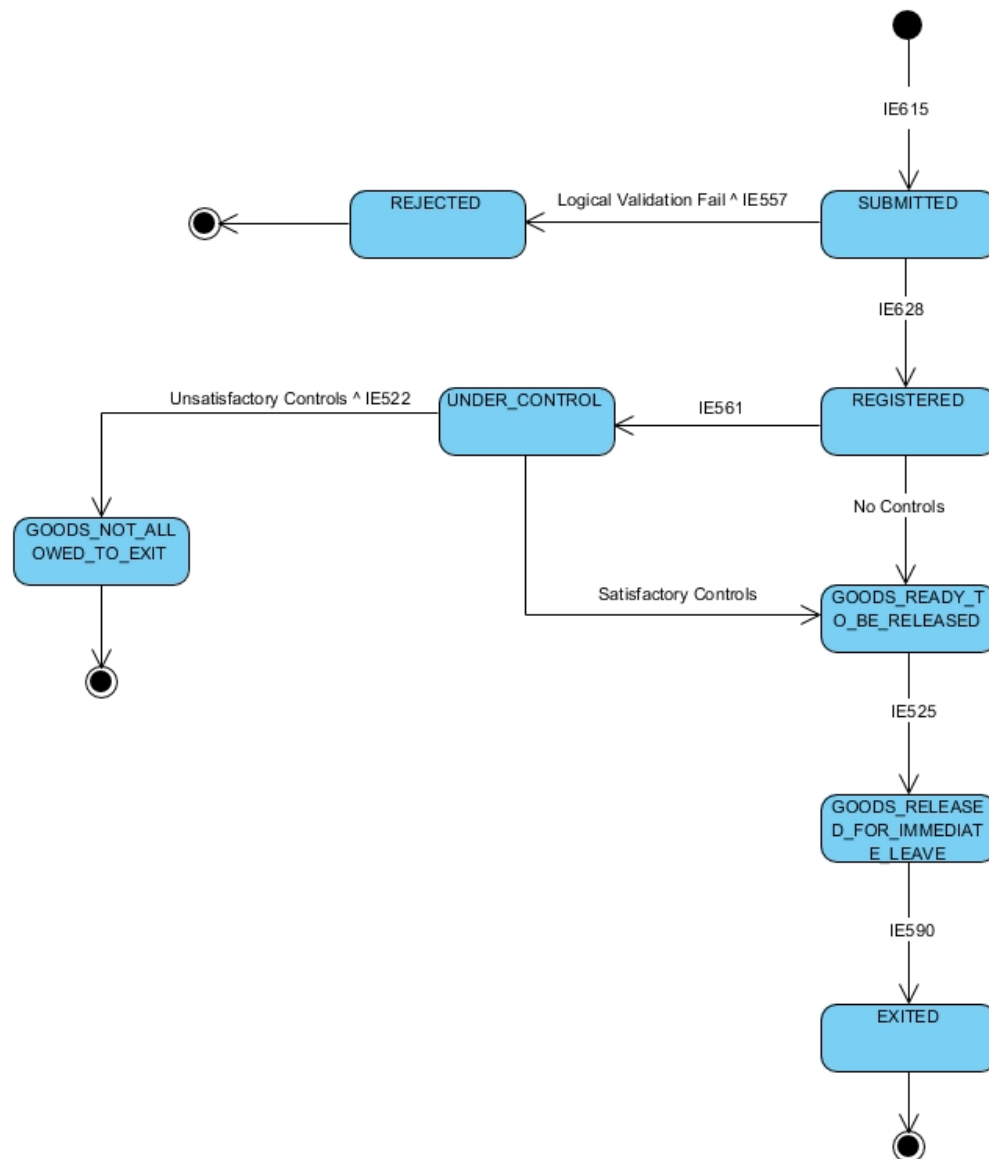


Figure 88: Exit Summary Declaration Lodging the EXS - State Diagram

5.1.3 Use Case Summary

This scenario depicts the lodgement of an Exit Summary Declaration at the Customs Office where the goods will be presented.

- **Core Flow - Exit Summary Declaration - Lodging the EXS**

1. The Declarant/Representative submits an Exit Summary Declaration (IE615)
2. The Exit Summary Declaration is syntactically valid
3. *The movement state at the Customs Office of Export is set to "Submitted"*
4. The Exit Summary Declaration is logically valid
5. Revenue accepts the declaration and generates MRN
6. Revenue sends IE628 to the Declarant/Representative
7. *The movement state at the Customs Office of Exit is set to "Registered"*
8. Revenue authorizes the release of the goods for Exit.
9. *The movement state at the Customs Office of Exit is set to "Goods Ready to be Released"*
10. The flow continues at 5.2
11. Exit Summary Declaration - Trader at Exit

- **Alt - The IE615 Exit Summary Declaration is syntactically invalid**

1. Revenue receives the IE615 'Exit Summary Declaration' from the Declarant/Representative
2. The IE615 'Exit Summary Declaration' message is syntactically invalid
3. Revenue sends an IE917 XML NACK message to the Trader at Exit

- **Alt - The IE615 Exit Summary Declaration is logically invalid – EXS Rejected**

1. The Trader at Exit sends IE615 Exit Summary Declaration
2. The Exit Summary Declaration is logically invalid
3. Revenue rejects the declaration and sends the IE557 to the Trader at Exit

5.2 Exit Summary Declaration - Trader at Exit

5.2.1 Sequence Diagram

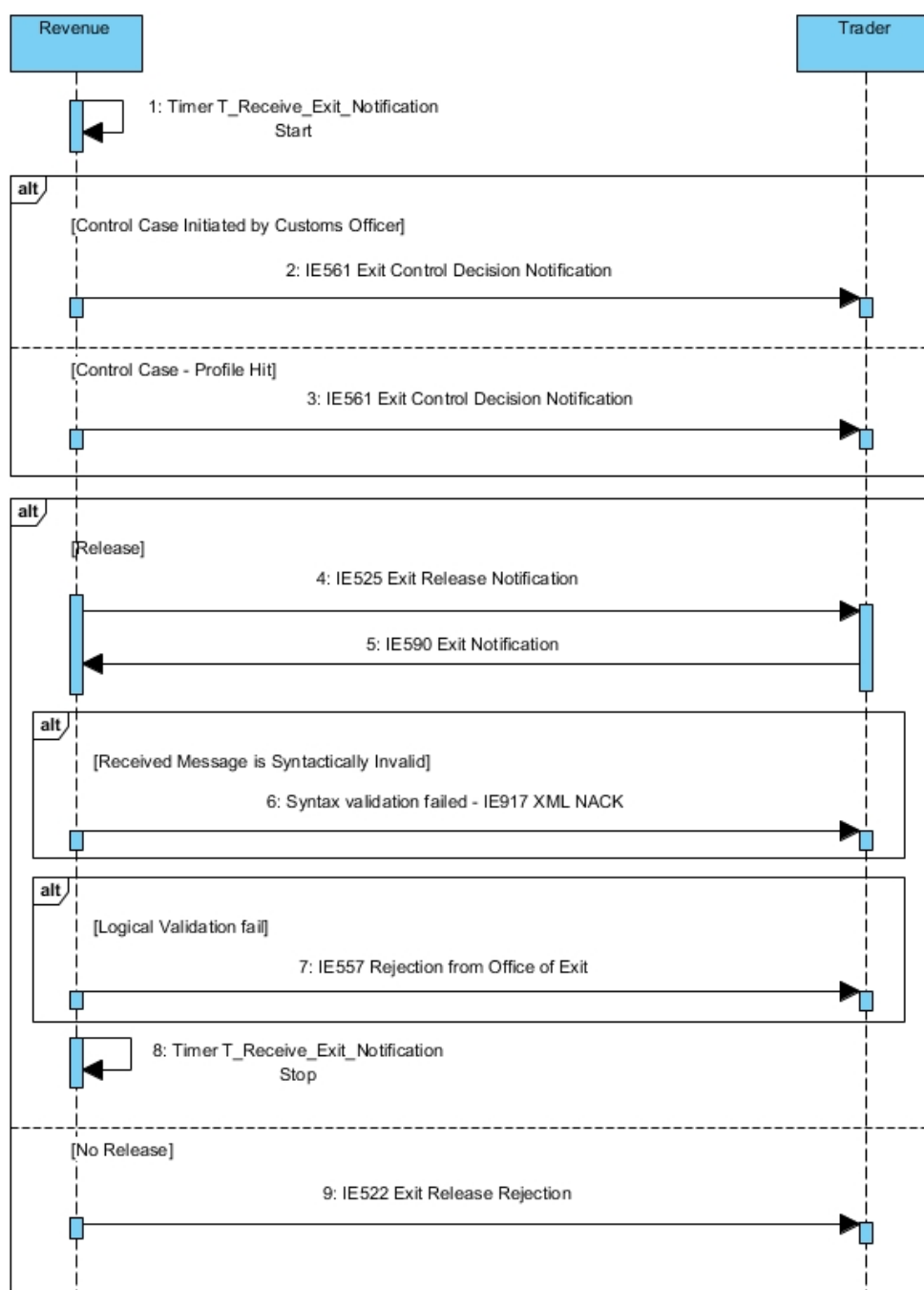


Figure 89: Exit Summary Declaration Trader at Exit - Sequence Diagram

5.2.2 State Diagram

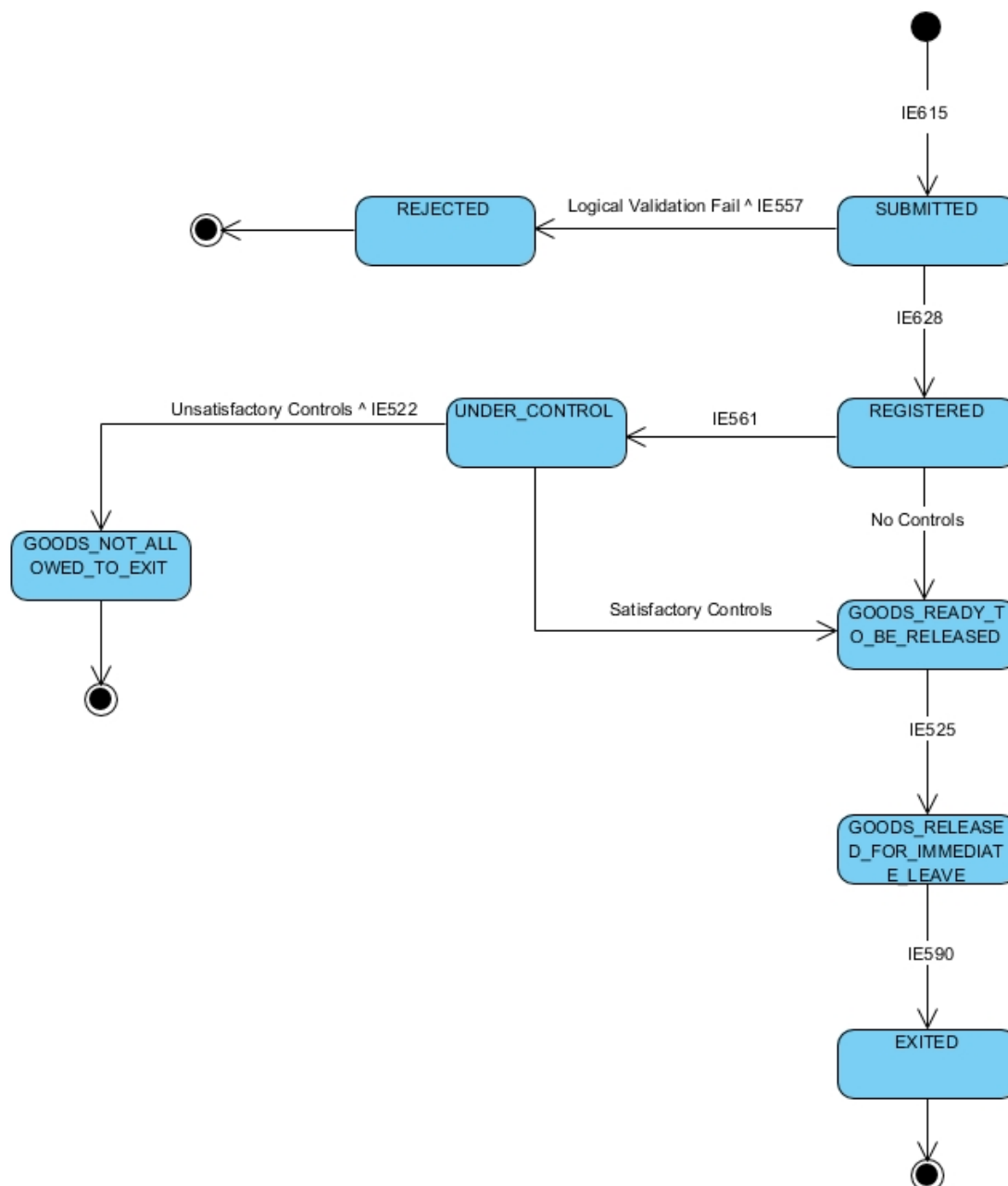


Figure 90: Exit Summary Declaration Trader at Exit - State Diagram

5.2.3 Use Case Summary

Preconditions

The Export Summary Declaration has been lodged at that Customs Office.

• **Core Flow - Exit Summary Declaration - Trader at Exit**

1. Revenue informs the Trader at Exit with the IE525 'Exit Release Notification'
2. *The movement state at the Customs Office of Exit is set to "Goods Released for Immediate Leave"*

3. The Trader at Exit notifies the Customs Office of Exit with IE590 'Exit Notification' that the goods have exited
4. The IE590 'Exit Notification' is syntactically valid
5. The IE590 'Exit Notification' is logically valid
6. *The movement state at the Customs Office of Exit is set to "Exited"*

- **Alt - Exit Summary Declaration Controls - Goods allowed to Exit**

1. Revenue decides to control the goods.
2. Revenue sends the IE561 'Exit Control Decision Notification' to the Trader at Exit
3. *The movement state at the Customs Office of Exit is set to "Under Control"*
4. The control results are satisfactory. The Goods are authorized for Exit
5. The movement state at the Customs Office of Exit is set to "Goods Ready to be Released"
6. Revenue informs the Trader at Exit with the IE525 'Exit Release Notification'
7. *The movement state at the Customs Office of Exit is set to "Goods Released for Immediate Leave"*
8. The Trader at Exit notifies the Customs Office of Exit with IE590 'Exit Notification' that the goods have exited
9. The IE590 'Exit Notification' is syntactically valid
10. The IE590 'Exit Notification' is logically valid
11. *The movement state at the Customs Office of Exit is set to "Exited"*

- **Alt - Exit Summary Declaration Controls - Goods not allowed to Exit**

1. Revenue decides to control the goods.
2. Revenue sends the IE561 'Exit Control Decision Notification' to the Trader at Exit
3. *The movement state at the Customs Office of Exit is set to "Under Control"*
4. The control results are unsatisfactory. The Goods are NOT authorized for Exit
5. *The movement state at the Customs Office of Exit is set to "Goods not Allowed to Exit"*
6. Revenue informs the Trader at Exit with the IE522 'Exit Release Rejection'

- **Alt - The IE590 'Exit Notification' is syntactically invalid**

1. Revenue receives the IE590 'Exit Notification' from the Trader at Exit
2. The IE590 'Exit Notification' message is syntactically invalid
3. Revenue sends an IE917 XML NACK message to the Trader at Exit

- **Alt - The IE590 'Exit Notification' is logically invalid**

1. The Trader at Exit sends IE590 'Exit Notification'
2. The Exit Notification is logically invalid
3. Revenue rejects the notification and sends the IE557 to the Trader at Exit

5.3 Lodgement specific scenarios - EXS lodged at another customs office

5.3.1 Sequence Diagram

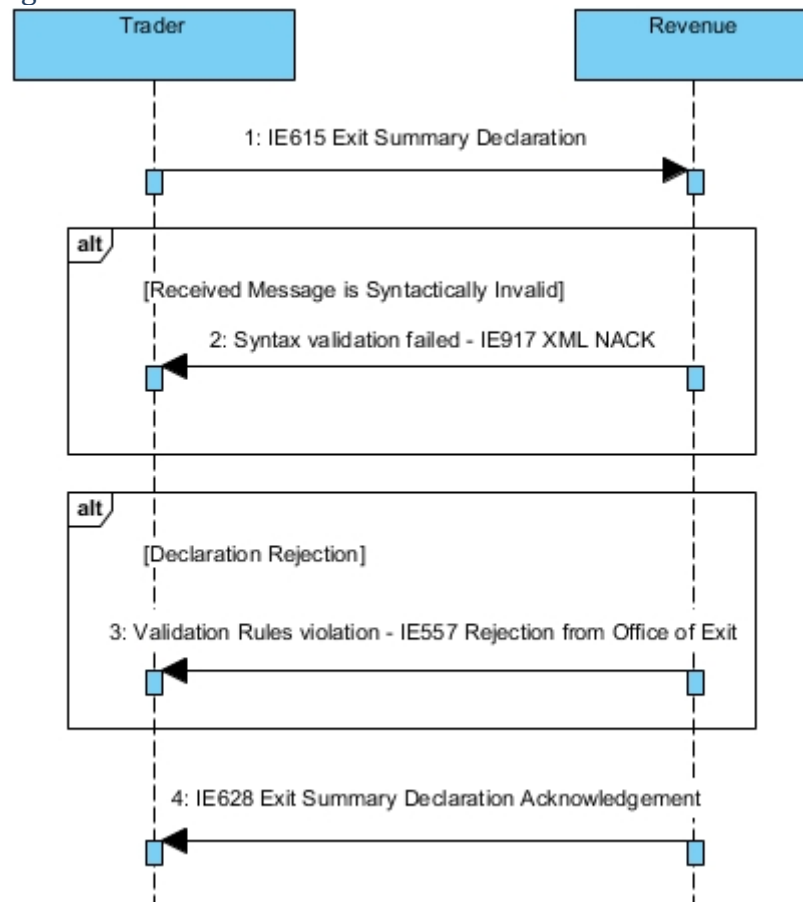


Figure 91: EXS lodged at another customs office - Lodging the EXS - Sequence Diagram

5.3.2 State Diagram

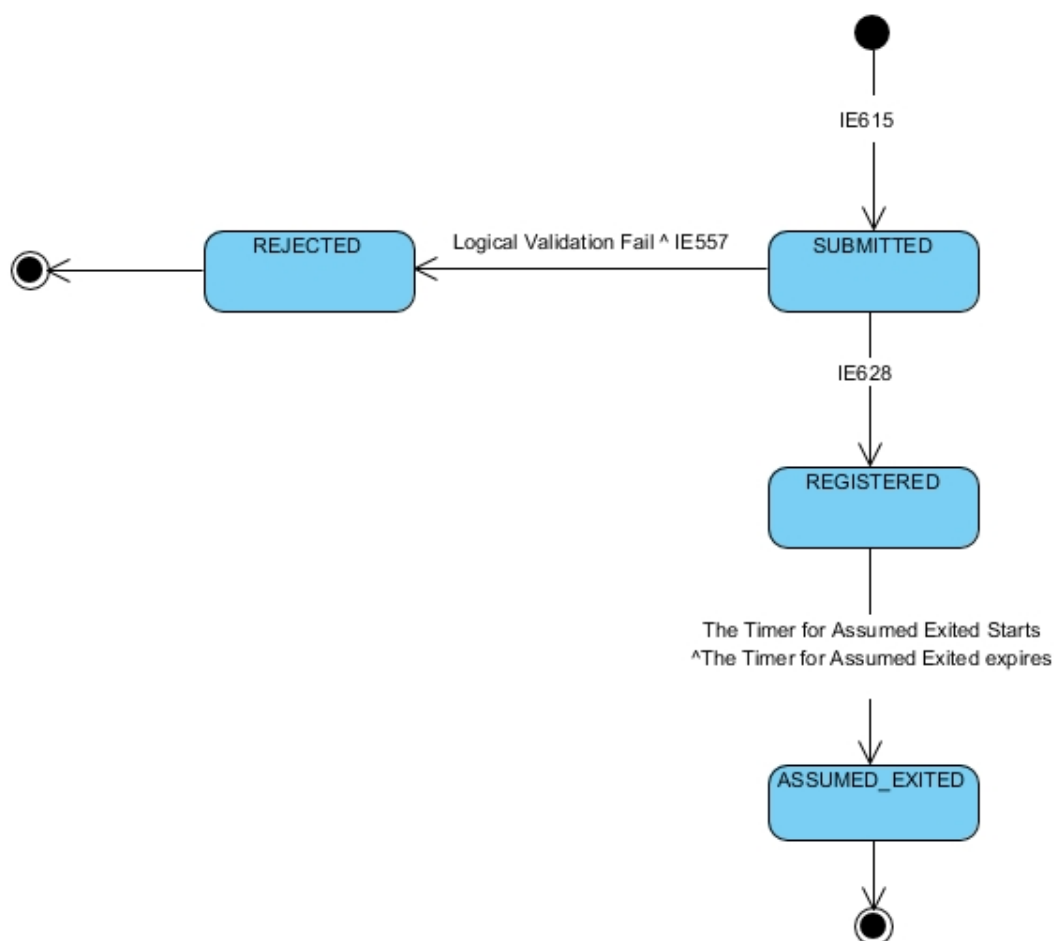


Figure 92: EXS lodged at another customs office - Lodging the EXS - State Diagram

5.3.3 Use Case Summary

This scenario depicts the lodgement of an Exit Summary Declaration at a different Customs Office than the one where the goods will be presented.

That Customs Office is the one declared in the Exit Summary Declaration.

- **EXS lodged at another customs office - Lodging the EXS**

1. The Declarant/Representative submits an Exit Summary Declaration (IE615) at the Customs Office of Lodgement
2. The Exit Summary Declaration is syntactically valid
3. *The movement state at the Customs Office of Lodgement is set to "Submitted"*
4. The Exit Summary Declaration is logically valid
5. Revenue accepts the declaration and generates MRN
6. Revenue sends IE628 to the Declarant/Representative
7. *The movement state at the Customs Office of Lodgement is set to "Registered"*
8. *The movement state at the Customs Office of Lodgement is set to "Assumed Exited"*

- **Alt - The IE615 Exit Summary Declaration is syntactically invalid**

1. Revenue receives the IE615 'Exit Summary Declaration' from the Declarant/Representative
2. The IE615 'Exit Summary Declaration' message is syntactically invalid
3. Revenue sends an IE917 XML NACK message to the Trader at Exit

- **Alt - The IE615 Exit Summary Declaration is logically invalid**

1. The Trader at Exit sends IE615 Exit Summary Declaration
2. The Exit Summary Declaration is logically invalid
3. Revenue rejects the declaration and sends the IE557 to the Trader at Exit

5.4 Lodgement specific scenarios - EXS lodged at another customs office - Trader at Exit

5.4.1 Sequence Diagram

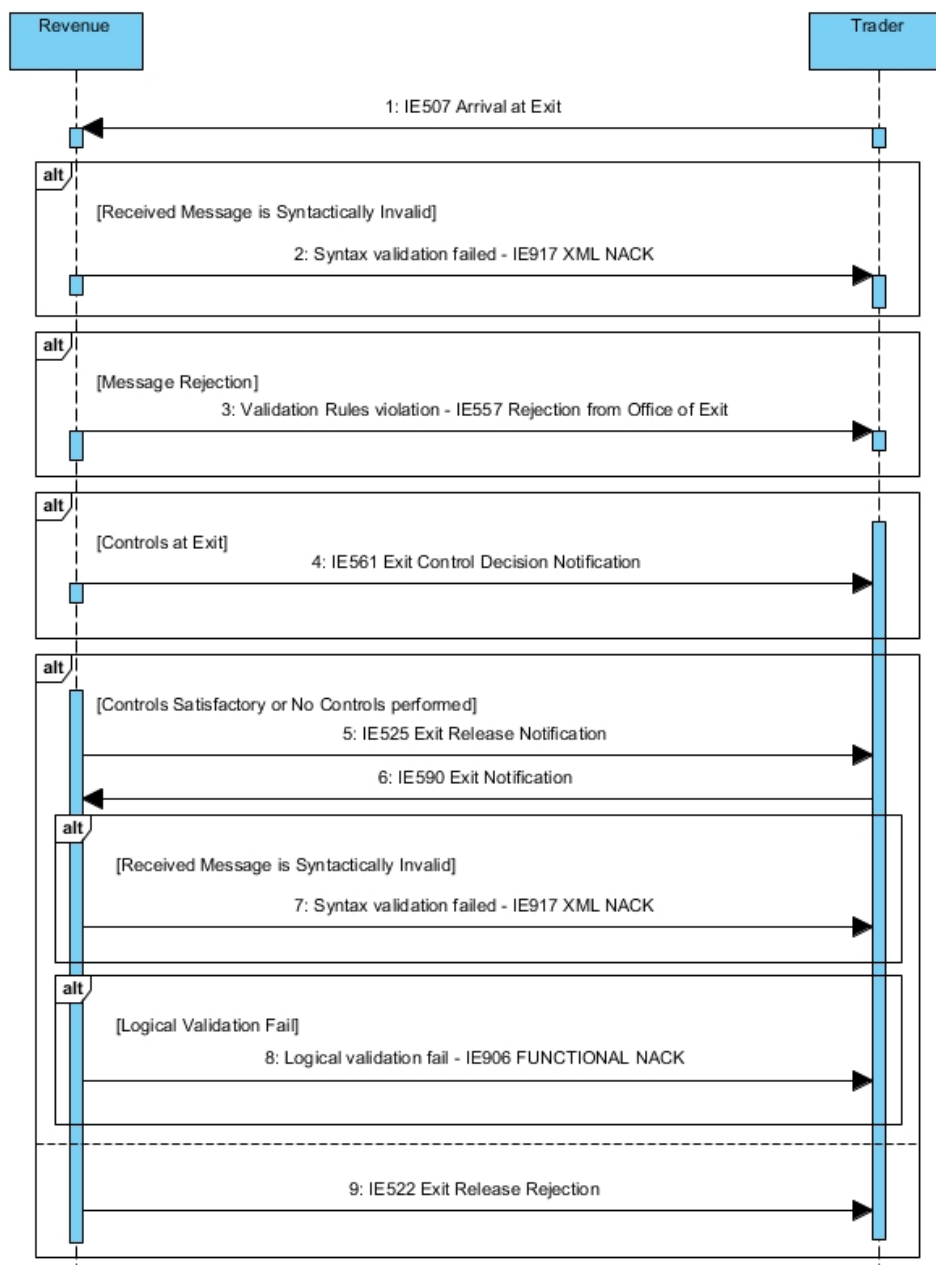


Figure 93: EXS lodged at another customs office - Trader at Exit - Sequence Diagram

5.4.2 State Diagram

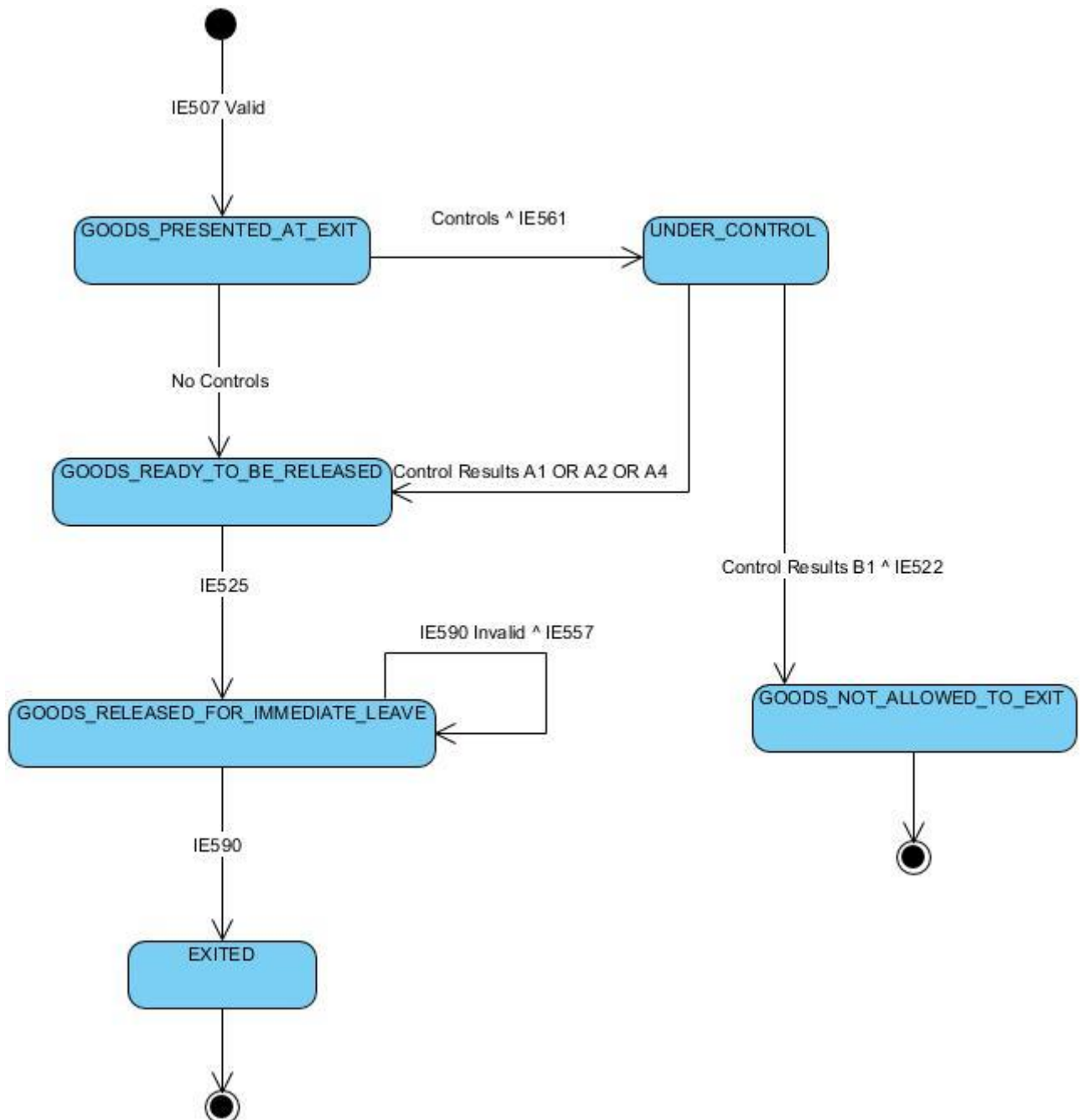


Figure 94: EXS lodged at another customs office - Trader at Exit - State Diagram

5.4.3 Use Case Summary

Preconditions

The Export Summary Declaration has been lodged at a different Customs Office.

The Trader presents the goods at the Customs Office that was declared in the Exit Summary Declaration.

- **EXS lodged at another customs office - Trader at Exit**

1. The Trader at Exit sends IE507 'Arrival at Exit'
2. The IE507 'Arrival at Exit' is syntactically valid
3. The IE507 'Arrival at Exit' is logically valid
4. *The movement state at the Customs Office of Exit is set to "Goods Presented at Exit"*
5. Revenue decides not to control the goods
6. *The movement state at the Customs Office of Exit is set to "Goods Ready to be Released"*
7. Revenue informs the Trader at Exit with the IE525 'Exit Release Notification'
8. *The movement state at the Customs Office of Exit is set to "Goods Released for Immediate Leave"*
9. The Trader at Exit notifies the Customs Office of Exit with IE590 'Exit Notification' that the goods have exited
10. The IE590 'Exit Notification' is syntactically valid
11. The IE590 'Exit Notification' is logically valid
12. *The movement state at the Customs Office of Exit is set to "Exited"*

- **Alt - Exit Summary Declaration Controls - Goods allowed to Exit**

1. Revenue decides to control the goods.
2. Revenue sends the IE561 'Exit Control Decision Notification' to the Trader at Exit
3. *The movement state at the Customs Office of Exit is set to "Under Control"*
4. The control results are satisfactory. The Goods are authorized for Exit
5. The movement state at the Customs Office of Exit is set to "Goods Ready to be Released"
6. Revenue informs the Trader at Exit with the IE525 'Exit Release Notification'
7. *The movement state at the Customs Office of Exit is set to "Goods Released for Immediate Leave"*
8. The Trader at Exit notifies the Customs Office of Exit with IE590 'Exit Notification' that the goods have exited
9. The IE590 'Exit Notification' is syntactically valid
10. The IE590 'Exit Notification' is logically valid
11. *The movement state at the Customs Office of Exit is set to "Exited"*

- **Alt - Exit Summary Declaration Controls - Goods not allowed to Exit**

1. Revenue decides to control the goods.
2. Revenue sends the IE561 'Exit Control Decision Notification' to the Trader at Exit
3. *The movement state at the Customs Office of Exit is set to "Under Control"*
4. The control results are unsatisfactory. The Goods are NOT authorized for Exit
5. *The movement state at the Customs Office of Exit is set to "Goods not Allowed to Exit"*
6. Revenue informs the Trader at Exit with the IE522 'Exit Release Rejection'

- **Alt - The IE590 'Exit Notification' is syntactically invalid**
 1. Revenue receives the IE590 'Exit Notification' from the Trader at Exit
 2. The IE590 'Exit Notification' message is syntactically invalid
 3. Revenue sends an IE917 XML NACK message to the Trader at Exit

- **Alt - The IE590 'Exit Notification' is logically invalid**
 1. The Trader at Exit sends IE590 'Exit Notification'
 2. The Exit Notification is logically invalid
 3. Revenue rejects the notification and sends the IE557 to the Trader at Exit

- **Alt - The IE507 Arrival at Exit is syntactically invalid**
 1. Revenue receives the IE507 'Arrival at Exit' from the Trader at Exit
 2. The IE507 'Arrival at Exit' message is syntactically invalid
 3. Revenue sends an IE917 XML NACK message to the Trader at Exit

- **Alt - The IE507 Arrival at Exit is logically invalid**
 1. The Trader at Exit sends IE507 'Arrival at Exit'
 2. The Arrival at Exit is logically invalid
 3. Revenue rejects the notification and sends the IE557 to the Trader at Exit

5.5 Exit specific scenarios - Amendment

5.5.1 Sequence Diagram

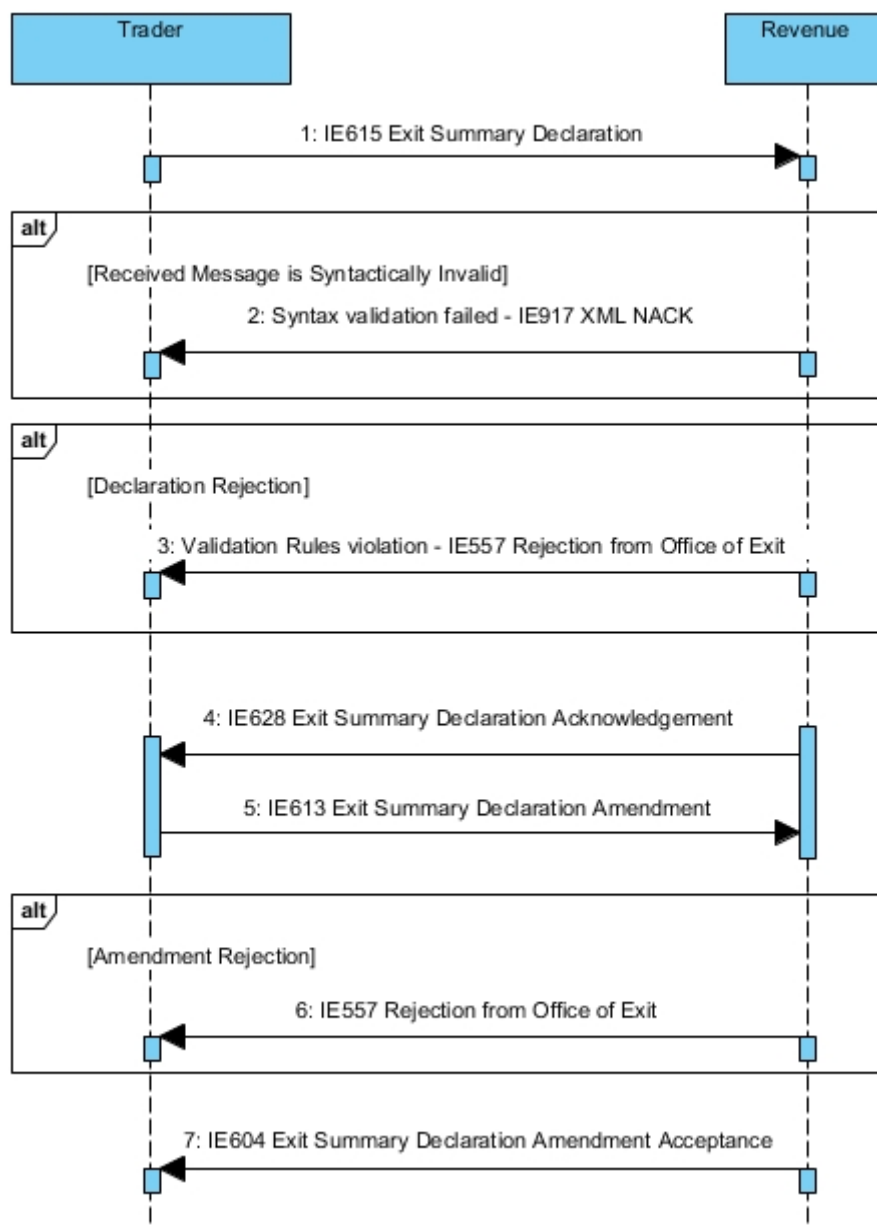


Figure 95: Exit specific scenarios - Amendment - Sequence Diagram

5.5.2 State Diagram

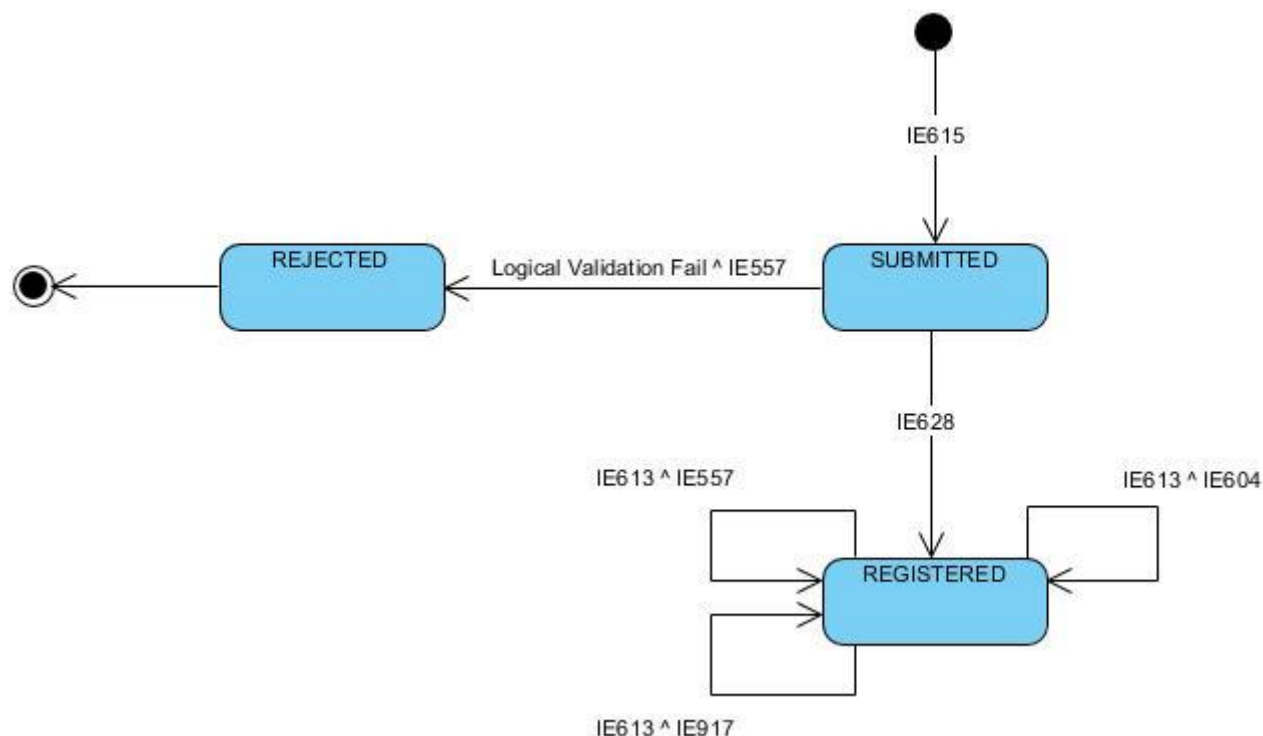


Figure 96: Exit specific scenarios - Amendment - State Diagram

5.5.3 Use Case Summary

This scenario depicts cases where the person lodging the Exit Summary Declaration decides to submit an amendment.

- **Core Flow - Exit specific scenarios - Amendment accepted**
- 1. The Declarant/Representative submits an IE615 'Exit Summary Declaration'
- 2. The Exit Summary Declaration is syntactically valid
- 3. *The movement state at the Customs Office of Export is set to "Submitted"*
- 4. The Exit Summary Declaration is logically valid
- 5. Revenue accepts the declaration and generates MRN
- 6. Revenue sends IE628 to the Declarant/Representative
- 7. *The movement state at the Customs Office of Exit is set to "Registered"*
- 8. Revenue decides not to control the goods
- 9. Revenue authorizes the release of the goods for Exit
- 10. *The movement state at the Customs Office of Exit is set to "Goods Ready to be Released"*
- 11. The Declarant/Representative submits a IE613 'Declaration Amendment'
- 12. The IE613 'Declaration Amendment' is syntactically valid
- 13. The IE613 'Declaration Amendment' is logically valid
- 14. Revenue sends IE604 'Exit Summary Declaration Amendment Acceptance' to the Declarant/Representative.
- 15. Revenue decides not to control the goods

16. The Goods are authorized for Exit
17. Revenue informs the Trader at Exit with the IE525 'Exit Release Notification'
18. *The movement state at the Customs Office of Exit is set to "Goods Released for Immediate Leave"*
19. The Trader at Exit notifies the Customs Office of Exit with IE590 'Exit Notification' that the goods have exited
20. The IE590 'Exit Notification' is syntactically valid
21. The IE590 'Exit Notification' is logically valid
22. *The movement state at the Customs Office of Exit is set to "Exited"*

• **Core Flow - Exit specific scenarios - Amendment rejected**

1. The Declarant/Representative submits an IE615 'Exit Summary Declaration'
2. The Exit Summary Declaration is syntactically valid
3. *The movement state at the Customs Office of Export is set to "Submitted"*
4. The Exit Summary Declaration is logically valid
5. Revenue accepts the declaration and generates MRN
6. Revenue sends IE628 to the Declarant/Representative
7. *The movement state at the Customs Office of Exit is set to "Registered"*
8. Revenue decides not to control the goods
9. Revenue authorizes the release of the goods for Exit
10. *The movement state at the Customs Office of Exit is set to "Goods Ready to be Released"*
11. The Declarant/Representative submits a IE613 'Declaration Amendment'
12. Revenue rejects the amendment
13. Revenue sends IE557 'Rejection from Office of Exit' to the Declarant/Representative.
14. The Declarant/Representative submits a new IE613 'Declaration Amendment'
15. The IE613 'Declaration Amendment' is syntactically valid
16. The IE613 'Declaration Amendment' is logically valid
17. Revenue sends IE604 'Exit Summary Declaration Amendment Acceptance' to the Declarant/Representative.
18. Revenue decides not to control the goods
19. The Goods are authorized for Exit
20. Revenue informs the Trader at Exit with the IE525 'Exit Release Notification'
21. *The movement state at the Customs Office of Exit is set to "Goods Released for Immediate Leave"*
22. The Trader at Exit notifies the Customs Office of Exit with IE590 'Exit Notification' that the goods have exited
23. The IE590 'Exit Notification' is syntactically valid
24. The IE590 'Exit Notification' is logically valid
25. *The movement state at the Customs Office of Exit is set to "Exited"*

• **Alt - The IE615 Exit Summary Declaration is syntactically invalid**

1. Revenue receives the IE615 'Exit Summary Declaration' from the Declarant/Representative
2. The IE615 'Exit Summary Declaration' message is syntactically invalid
3. Revenue sends an IE917 XML NACK message to the Trader at Exit

- **Alt - The IE615 Exit Summary Declaration is logically invalid**
 1. The Trader at Exit sends IE615 Exit Summary Declaration
 2. The Exit Summary Declaration is logically invalid
 3. Revenue rejects the declaration and sends the IE557 to the Trader at Exit

- **Alt - The IE613 Declaration Amendment is syntactically invalid**
 1. Revenue receives the IE613 Declaration Amendment from the Declarant/Representative
 2. The IE613 Declaration Amendment message is syntactically invalid
 3. Revenue sends an IE917 XML NACK message to the Trader at Exit

- **Alt - The IE613 Declaration Amendment is logically invalid**
 1. The Trader at Exit sends IE613 Declaration Amendment
 2. The Declaration Amendment is logically invalid
 3. Revenue rejects the amendment and sends the IE557 to the Trader at Exit

- **Alt - The IE590 'Exit Notification' is syntactically invalid**
 1. Revenue receives the IE590 'Exit Notification' from the Trader at Exit
 2. The IE590 'Exit Notification' message is syntactically invalid
 3. Revenue sends an IE917 XML NACK message to the Trader at Exit

- **Alt - The IE590 'Exit Notification' is logically invalid**
 1. The Trader at Exit sends IE590 'Exit Notification'
 2. The Exit Notification is logically invalid
 3. Revenue rejects the notification and sends the IE557 to the Trader at Exit

5.6 Exit specific scenarios - Arrival at Exit registered by customs officer

Preconditions

The Export Summary Declaration has been lodged at a different Customs Office.

See section **4.11.1** Arrival at Exit registered by customs officer

5.7 Exit specific scenarios - Exit notification not received

5.7.1 Sequence Diagram

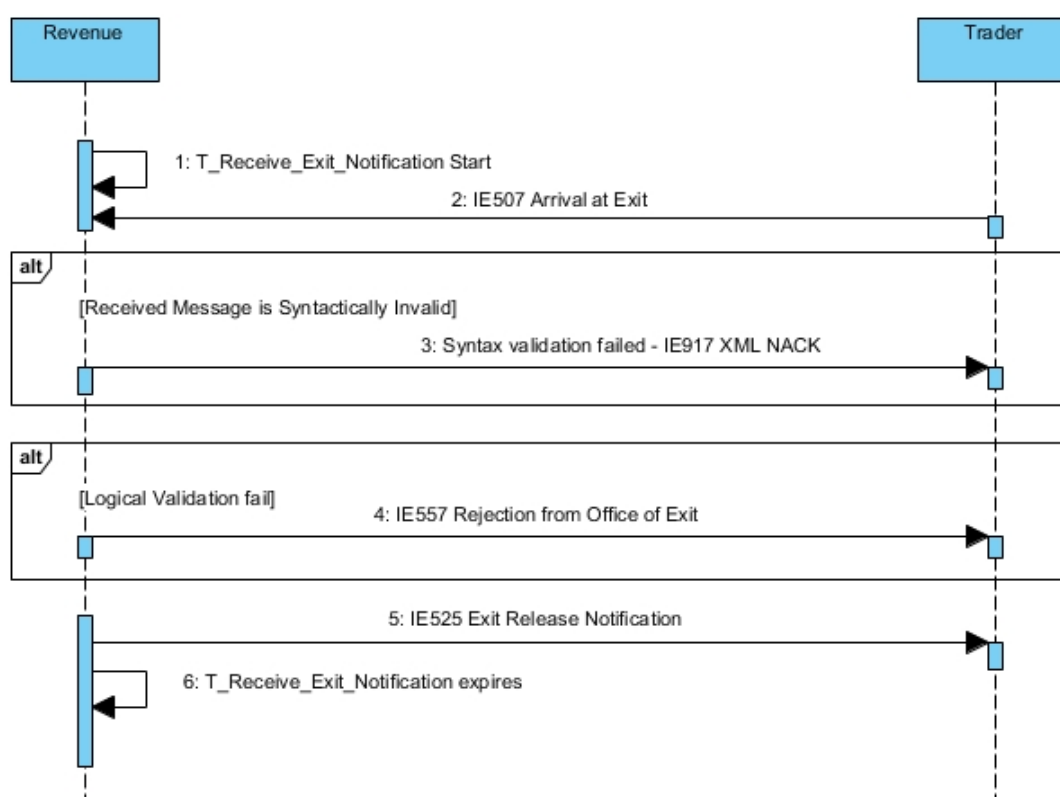


Figure 97: Exit notification not received - Sequence Diagram

5.7.2 State Diagram

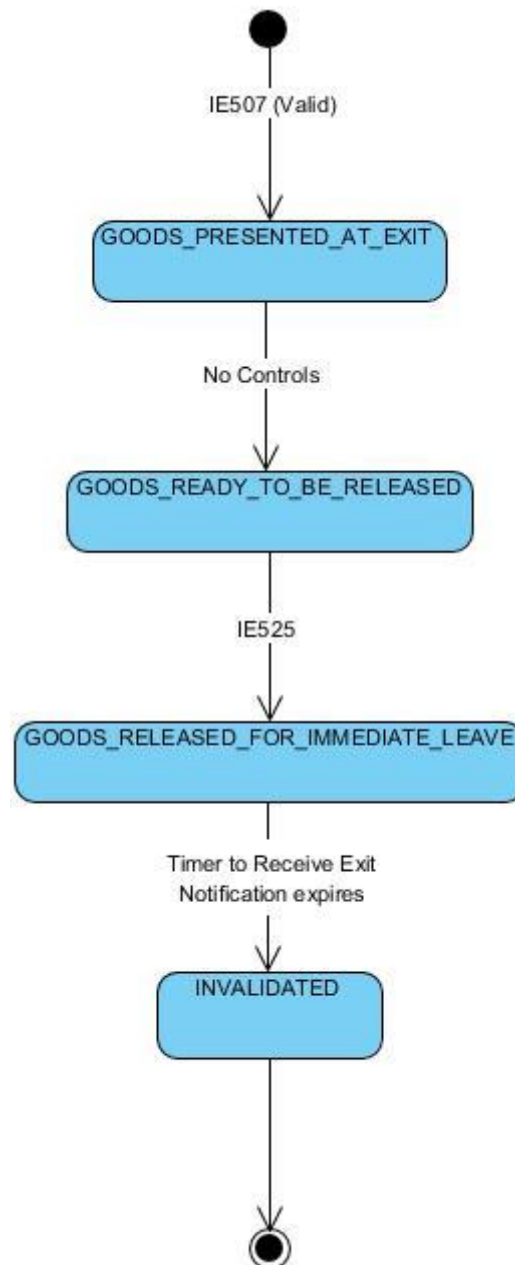


Figure 98: Exit notification not received - State Diagram

5.7.3 Use Case Summary

Preconditions

The Exit Summary Declaration has been lodged at a different Customs Office.

Following the arrival of the goods, the Customs Office that was declared in the Exit Summary Declaration expects the Exit notification.

- **Core Flow - Exit notification not received**

1. The Timer to Receive Exit Notification has started
2. The Trader at Exit sends IE507 'Arrival at Exit'
3. *The movement state at the Customs Office of Exit is set to "Goods Presented at Exit"*
4. Revenue decides to release the goods
5. *The movement state at the Customs Office of Exit is set to "Goods Ready to be Released"*
6. Revenue informs the Trader at Exit with the IE525 'Exit Release Notification'
7. *The movement state at the Customs Office of Exit is set to "Goods Released for immediate leave"*
8. The Timer to Receive Exit Notification expires
9. The Exit Summary Declaration is invalidated
10. *The movement state at the Customs Office of Exit is set to "Invalidated"*

- **Alt - The IE507 Arrival at Exit is syntactically invalid**

1. Revenue receives the IE507 'Arrival at Exit' from the Trader at Exit
2. The IE507 'Arrival at Exit' message is syntactically invalid
3. Revenue sends an IE917 XML NACK message to the Trader at Exit

- **Alt - The IE507 Arrival at Exit is logically invalid**

1. The Trader at Exit sends IE507 'Arrival at Exit'
2. The Arrival at Exit is logically invalid
3. Revenue rejects the notification and sends the IE557 to the Trader at Exit

5.8 Exit specific scenarios - Exit information available through other systems

5.8.1 Sequence Diagram

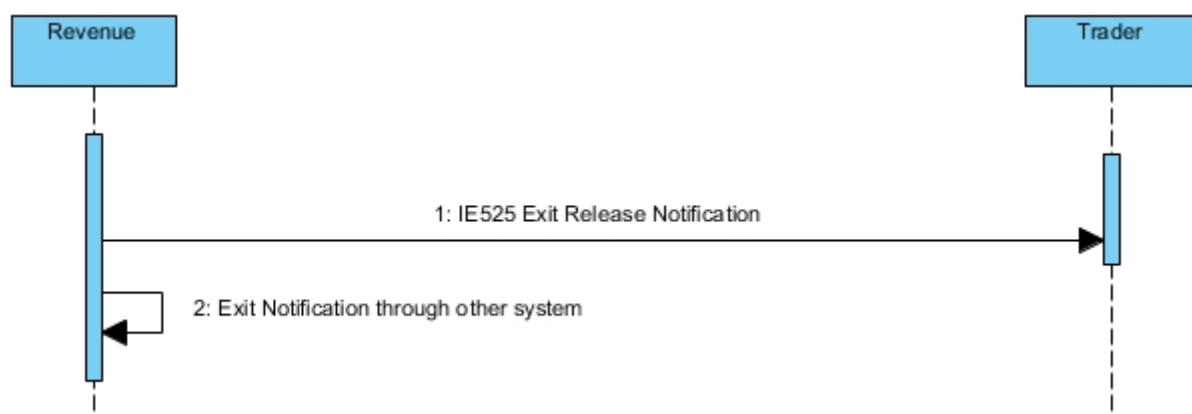


Figure 99: Exit through other systems - Sequence Diagram

5.8.2 State Diagram

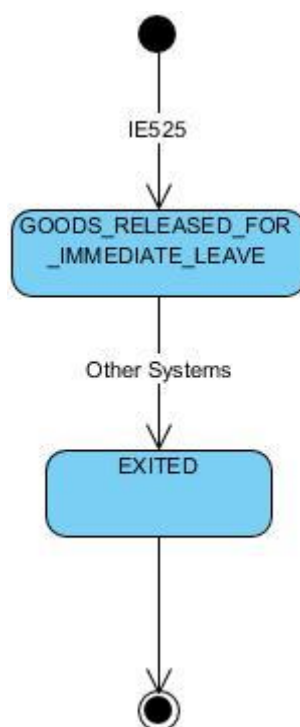


Figure 100: Exit through other systems - State Diagram

5.8.3 Use Case Summary

This scenario depicts the flow once the goods have been released for exit.

It can be initiated in two ways:

- The Declarant/Representative lodges the Exit Summary Declaration at that Customs Office. No IE507 is needed to be submitted by the Trader at Exit.
- The Declarant/Representative lodges the Exit Summary Declaration at another Customs Office. The Trader at Exit will need to submit an IE507.

- **Core Flow - Rejection of Exit Notification**

1. Revenue informs the Trader at Exit with the IE525 'Exit Release Notification'
2. *The movement state at the Customs Office of Exit is set to "Goods Released for Immediate Leave"*
3. Revenue is notified that the goods have exited through other systems (Commercial or Port or Transport System)
4. *The movement state at the Customs Office of Exit is set to "Exited"*

5.9 Exit Summary Declaration - Diversions

5.9.1 Sequence Diagram

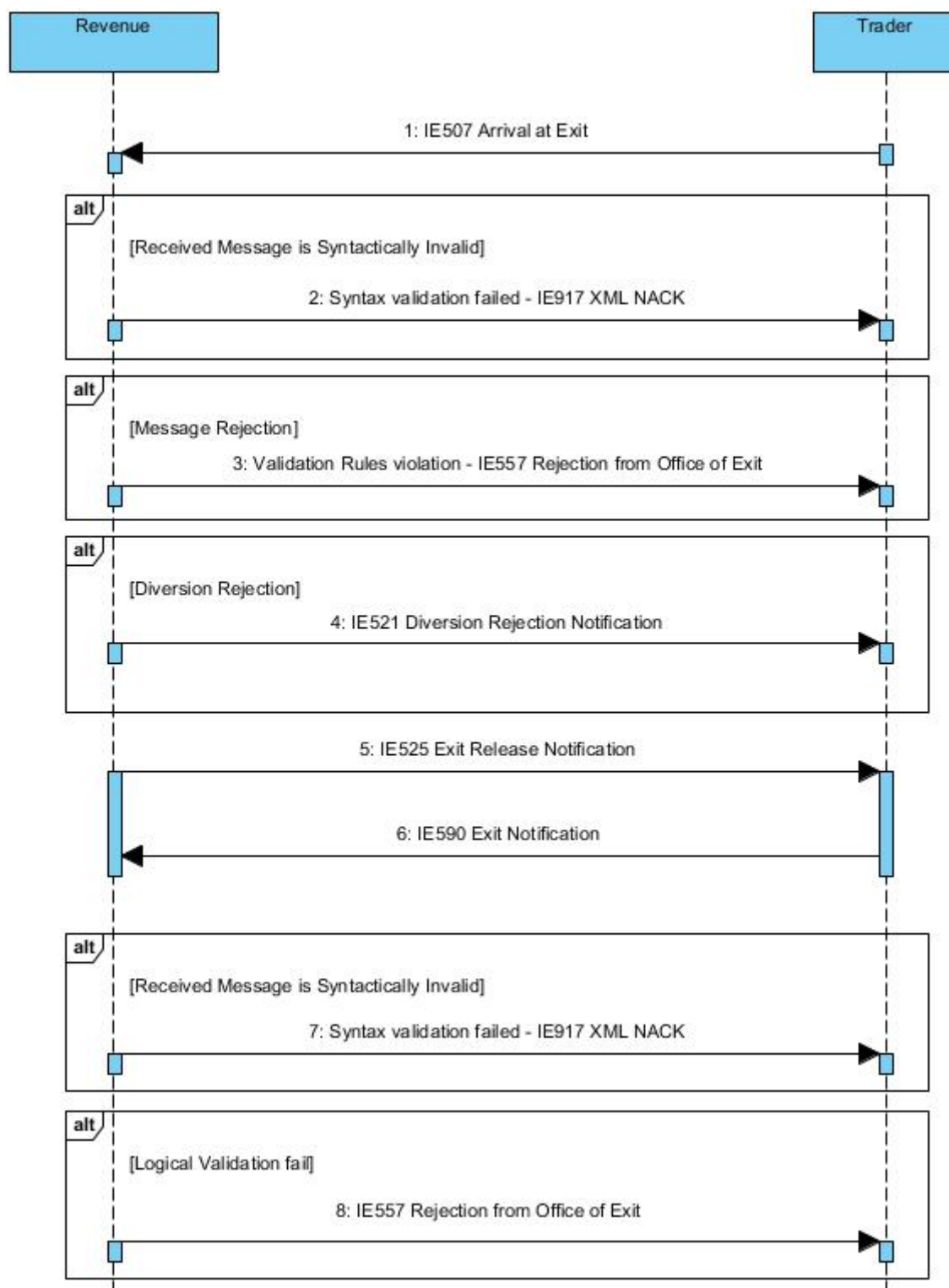


Figure 101: Exit Summary Declaration Diversion- Sequence Diagram

5.9.2 State Diagram

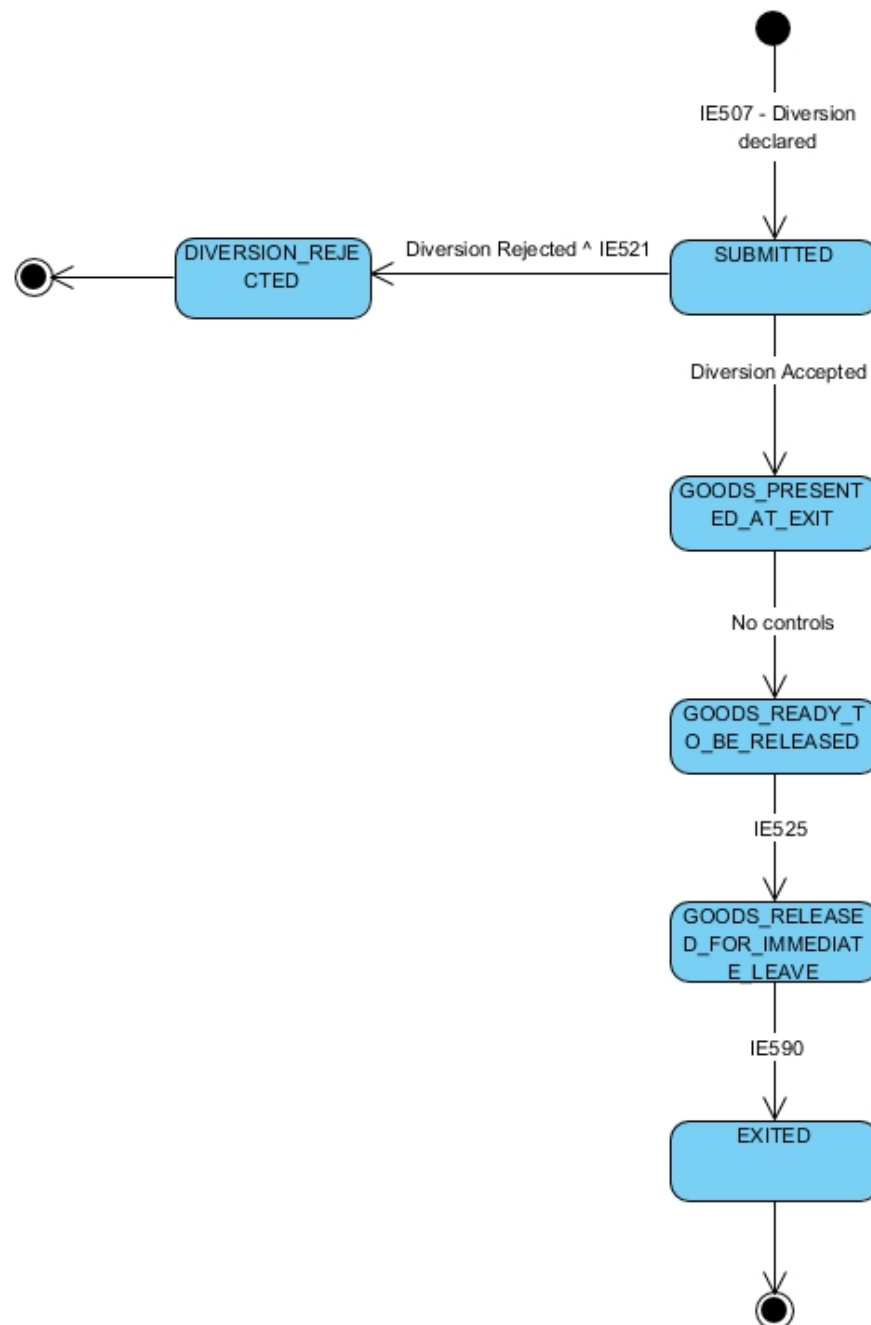


Figure 102: Exit Summary Declaration Diversion- State Diagram

5.9.3 Use Case Summary

Preconditions

- a. The Export Summary Declaration has been lodged at a different Customs Office.
- b. The Trader presents the goods and submits IE507 at a different Customs Office than the one declared in the Export Summary Declaration.

- **Core flow - Exit Summary Declaration – Diversion accepted**

1. The Trader at Exit sends IE507 'Arrival at Exit'
2. The message is syntactically valid
3. *The movement state at the Customs Office of Export is set to "Submitted"*
4. The message is logically valid
5. The movement is presented to a Customs Office of Exit different from the one that has been declared. The Diversion is Accepted
6. *The movement state at the Customs Office of Exit (Actual) is set to "Goods Presented at Exit"*
7. Revenue decides not to control the goods
8. *The movement state at the Customs Office of Exit (Actual) is set to "Goods Ready to be Released"*
9. Revenue informs the Trader at Exit with the IE525 'Exit Release Notification'
10. *The movement state at the Customs Office of Exit (Actual) is set to "Goods Released for Immediate Leave"*
11. The Trader at Exit notifies the Customs Office of Exit (Actual) with IE590 'Exit Notification' that the goods have exited
12. The IE590 'Exit Notification' is syntactically valid
13. The IE590 'Exit Notification' is logically valid
14. *The movement state at the Customs Office of Exit (Actual) is set to "Exited"*

- **Alt - The IE590 'Exit Notification' is syntactically invalid**

1. Revenue receives the IE590 'Exit Notification' from the Trader at Exit
2. The IE590 'Exit Notification' message is syntactically invalid
3. Revenue sends an IE917 XML NACK message to the Trader at Exit

- **Alt - The IE590 'Exit Notification' is logically invalid**

1. The Trader at Exit sends IE590 'Exit Notification'
2. The Exit Notification is logically invalid
3. Revenue rejects the notification and sends the IE557 to the Trader at Exit

- **Exit Summary Declaration – Diversion rejected**

1. The Trader at Exit sends IE507 'Arrival at Exit'
2. The message is syntactically valid
3. *The movement state at the Customs Office of Export is set to "Submitted"*
4. The message is logically valid
5. The movement is presented to a Customs Office of Exit different from the one that has been declared. The Diversion is Rejected
6. Revenue informs the Trader at Exit with the IE521 'Diversion Rejection Notification'
7. *The movement state at the Customs Office of Exit (Actual) is set to "Diversion Rejected"*

5.10 Exit Summary Declaration Invalidation

5.10.1 Sequence Diagram

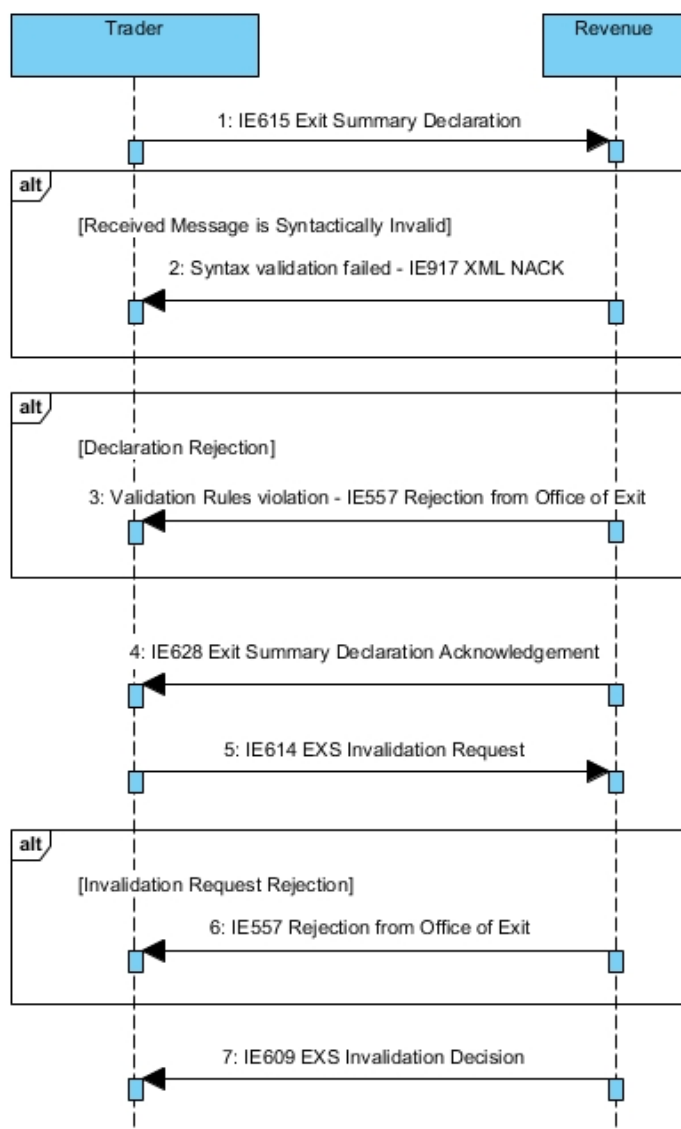


Figure 103: Exit Summary Declaration Invalidation - Sequence Diagram

5.10.2 State Diagram

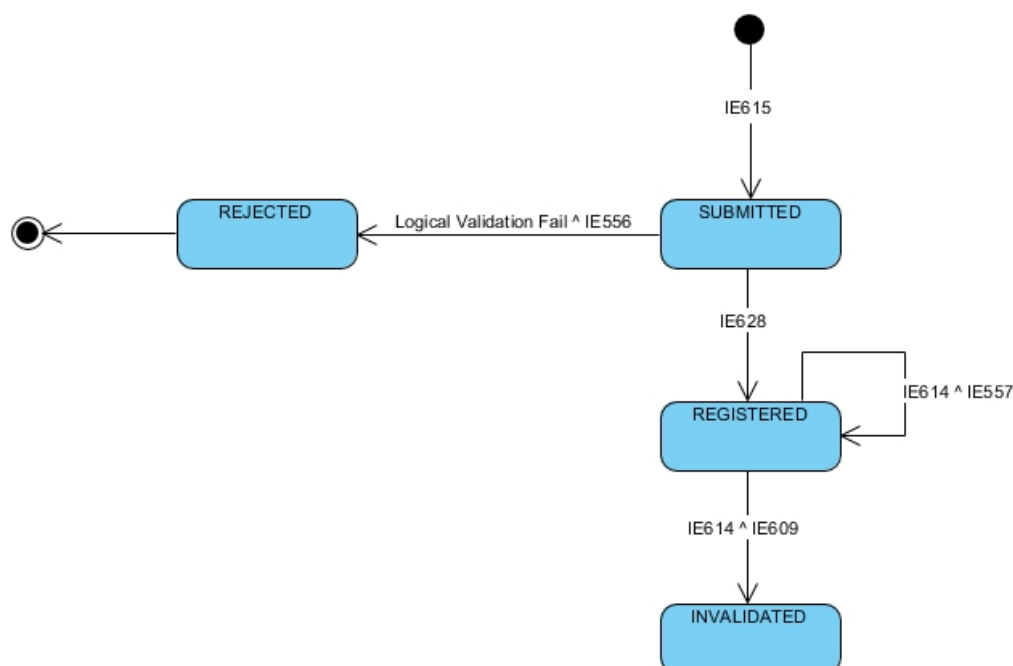


Figure 104: Exit Summary Declaration Invalidation - State Diagram

5.10.3 Use Case Summary

- **Core Flow - Exit Summary Declaration Invalidation - Accepted**

1. The Declarant/Representative submits an IE615 'Exit Summary Declaration'
2. The Exit Summary Declaration is syntactically valid
3. *The movement state at the Customs Office of Exit is set to "Submitted"*
4. The Exit Summary Declaration is logically valid
5. Revenue accepts the declaration and generates MRN
6. Revenue sends IE628 to the Declarant/Representative
7. *The movement state at the Customs Office of Exit is set to "Registered"*
8. Revenue decides not to control the goods
9. The Declarant/Representative submits an IE614 'EXS Invalidation Request'
10. The IE614 'EXS Invalidation Request' is syntactically valid
11. The IE614 'EXS Invalidation Request' is logically valid
12. Revenue invalidates the Exit Summary Declaration
13. Revenue sends the IE609 to the Declarant/Representative
14. *The movement state at the Customs Office of Exit is set to "Invalidated"*

- **Core Flow - Exit Summary Declaration Invalidation - Rejected**

1. The Declarant/Representative submits an IE615 'Exit Summary Declaration'
2. The Exit Summary Declaration is syntactically valid
3. The Exit Summary Declaration is logically valid
4. Revenue accepts the declaration and generates MRN
5. Revenue sends IE628 to the Declarant/Representative
6. *The movement state at the Customs Office of Exit is set to "Registered"*

7. Revenue decides not to control the goods
8. The Declarant/Representative submits an IE614 'EXS Invalidation Request'
9. The IE614 'EXS Invalidation Request' is syntactically valid
10. The IE614 'EXS Invalidation Request' is logically valid
11. Revenue sends IE557 to the Declarant/Representative
12. *The movement state at the Customs Office of Exit remains as "Registered"*

- **Alt - The IE615 Exit Summary Declaration is syntactically invalid**

1. Revenue receives the IE615 'Exit Summary Declaration' from the Declarant/Representative
2. The IE615 'Exit Summary Declaration' message is syntactically invalid
3. Revenue sends an IE917 XML NACK message to the Trader at Exit

- **Alt - The IE615 Exit Summary Declaration is logically invalid**

1. The Trader at Exit sends IE615 Exit Summary Declaration
2. The Exit Summary Declaration is logically invalid
3. Revenue rejects the declaration and sends the IE557 to the Trader at Exit

- **Alt - The IE614 EXS Invalidation Request is syntactically invalid**

1. Revenue receives the IE614 'EXS Invalidation Request' from the Declarant/Representative
2. The IE614 'EXS Invalidation Request' message is syntactically invalid
3. Revenue sends an IE917 XML NACK message to the Trader at Exit

- **Alt - The IE614 EXS Invalidation Request is logically invalid**

1. The Trader at Exit sends IE614 'EXS Invalidation Request'
2. The Request is logically invalid
3. Revenue rejects the declaration and sends the IE557 to the Trader at Exit

6.1.2 State Diagram

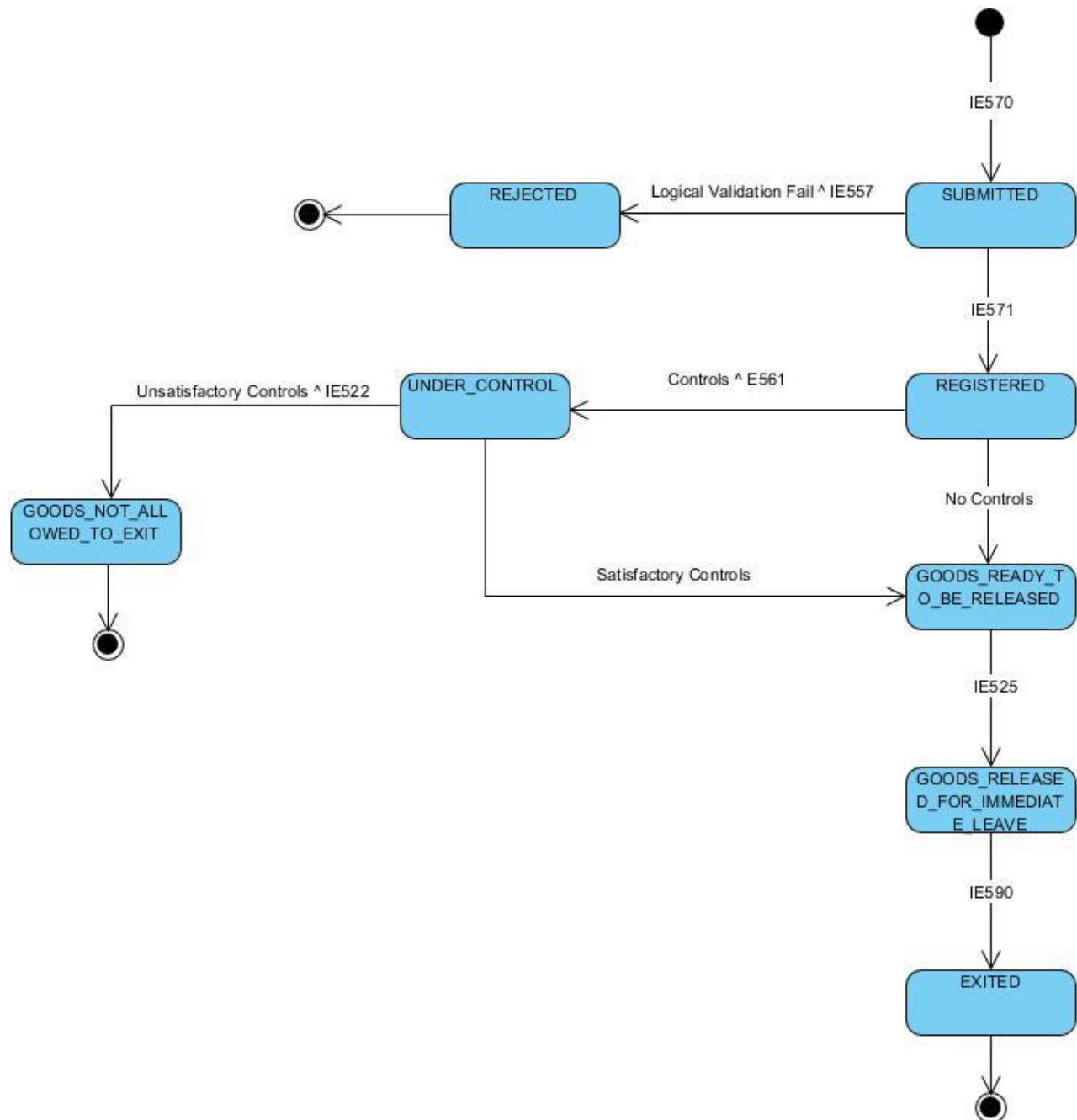


Figure 106: Re-Export Notification - State Diagram

6.1.3 Use Case Summary

- **Core Flow - Re-Export Notification - Accepted**

1. The Trader at Exit submits an IE570 'Re-Export Notification'
2. The Re-Export Notification is syntactically valid
3. *The movement state at the Customs Office of Exit is set to "Submitted"*
4. The Re-Export Notification is logically valid
5. Revenue accepts the notification and generates MRN
6. Revenue sends IE571 'Re-export Notification Registration' to the Trader at Exit
7. *The movement state at the Customs Office of Exit is set to "Registered"*
8. Revenue decides not to control the goods
9. *The movement state at the Customs Office of Exit is set to "Goods Ready to be Released"*
10. Revenue informs the Trader at Exit with the IE525 'Exit Release Notification'
11. *The movement state at the Customs Office of Exit is set to "Goods Released for Immediate Leave"*
12. The Trader at Exit notifies the Customs Office of Exit with IE590 'Exit Notification' that the goods have exited
13. The IE590 'Exit Notification' is syntactically valid
14. The IE590 'Exit Notification' is logically valid
15. *The movement state at the Customs Office of Exit is set to "Exited"*

- **Core Flow - Re-Export Notification - Rejected**

1. The Trader at Exit submits an IE570 'Re-Export Notification'
2. The Re-Export Notification is syntactically valid
3. The Re-Export Notification is logically invalid
4. Revenue rejects the notification
5. Revenue sends the IE557 to the Trader at Exit

- **Alt - Controls with release for Exit**

1. The Trader at Exit submits an IE570 'Re-Export Notification'
2. The Re-Export Notification is syntactically valid
3. *The movement state at the Customs Office of Exit is set to "Submitted"*
4. The Re-Export Notification is logically valid
5. Revenue accepts the declaration and generates MRN
6. Revenue sends IE571 'Re-export Notification Registration' to the Trader at Exit
7. *The movement state at the Customs Office of Exit is set to "Registered"*
8. Revenue decides to control the goods
9. Revenue sends the IE561 'Exit Control Decision Notification' to the Trader at Exit
10. *The movement state at the Customs Office of Exit is set to "Under Control"*
11. The control results are satisfactory. The Goods are authorized for Exit
12. *The movement state at the Customs Office of Exit is set to "Goods Ready to be Released"*
13. Revenue informs the Trader at Exit with the IE525 'Exit Release Notification'

14. *The movement state at the Customs Office of Exit is set to "Goods Released for Immediate Leave"*
15. The Trader at Exit notifies the Customs Office of Exit with IE590 'Exit Notification' that the goods have exited
16. The IE590 'Exit Notification' is syntactically valid
17. The IE590 'Exit Notification' is logically valid
18. *The movement state at the Customs Office of Exit is set to "Exited"*

- **Alt - Controls with release for Exit refused**

1. The Trader at Exit submits an IE570 'Re-Export Notification'
2. The Re-Export Notification is syntactically valid
3. *The movement state at the Customs Office of Exit is set to "Submitted"*
4. The Re-Export Notification is logically valid
5. Revenue accepts the declaration and generates MRN
6. Revenue sends IE571 'Re-export Notification Registration' to the Trader at Exit
7. *The movement state at the Customs Office of Exit is set to "Registered"*
8. Revenue decides to control the goods
9. Revenue sends the IE561 'Exit Control Decision Notification' to the Trader at Exit
10. *The movement state at the Customs Office of Exit is set to "Under Control"*
11. The control results are unsatisfactory. The Goods are NOT authorized for Exit
12. *The movement state at the Customs Office of Exit is set to "Goods not Allowed to Exit"*
13. Revenue informs the Trader at Exit with the IE522 'Exit Release Rejection'

- **Alt - The IE570 'Re-Export Notification' is syntactically invalid**

1. Revenue receives the IE570 'Re-export Notification' from the Trader at Exit
2. The IE570 'Re-export Notification' message is syntactically invalid
3. Revenue sends an IE917 XML NACK message to the Trader at Exit

- **Alt - The IE570 'Re-Export Notification' is logically invalid**

1. The Trader at Exit sends IE570 'Re-export Notification'
2. The Re-Export Notifications is logically invalid
3. Revenue rejects the notification and sends the IE557 'Rejection from Office of Exit' to the Trader at Exit

- **Alt - The IE590 'Exit Notification' is syntactically invalid**

1. Revenue receives the IE590 'Exit Notification' from the Trader at Exit
2. The IE590 'Exit Notification' message is syntactically invalid
3. Revenue sends an IE917 XML NACK message to the Trader at Exit

- **Alt - The IE590 'Exit Notification' is logically invalid**

1. The Trader at Exit sends IE590 'Exit Notification'
2. The Exit Notification is logically invalid
3. Revenue rejects the notification and sends the IE557 to the Trader at Exit

6.2 Registration specific scenarios - Re-Export Notification amendment accepted

6.2.1 Sequence Diagram

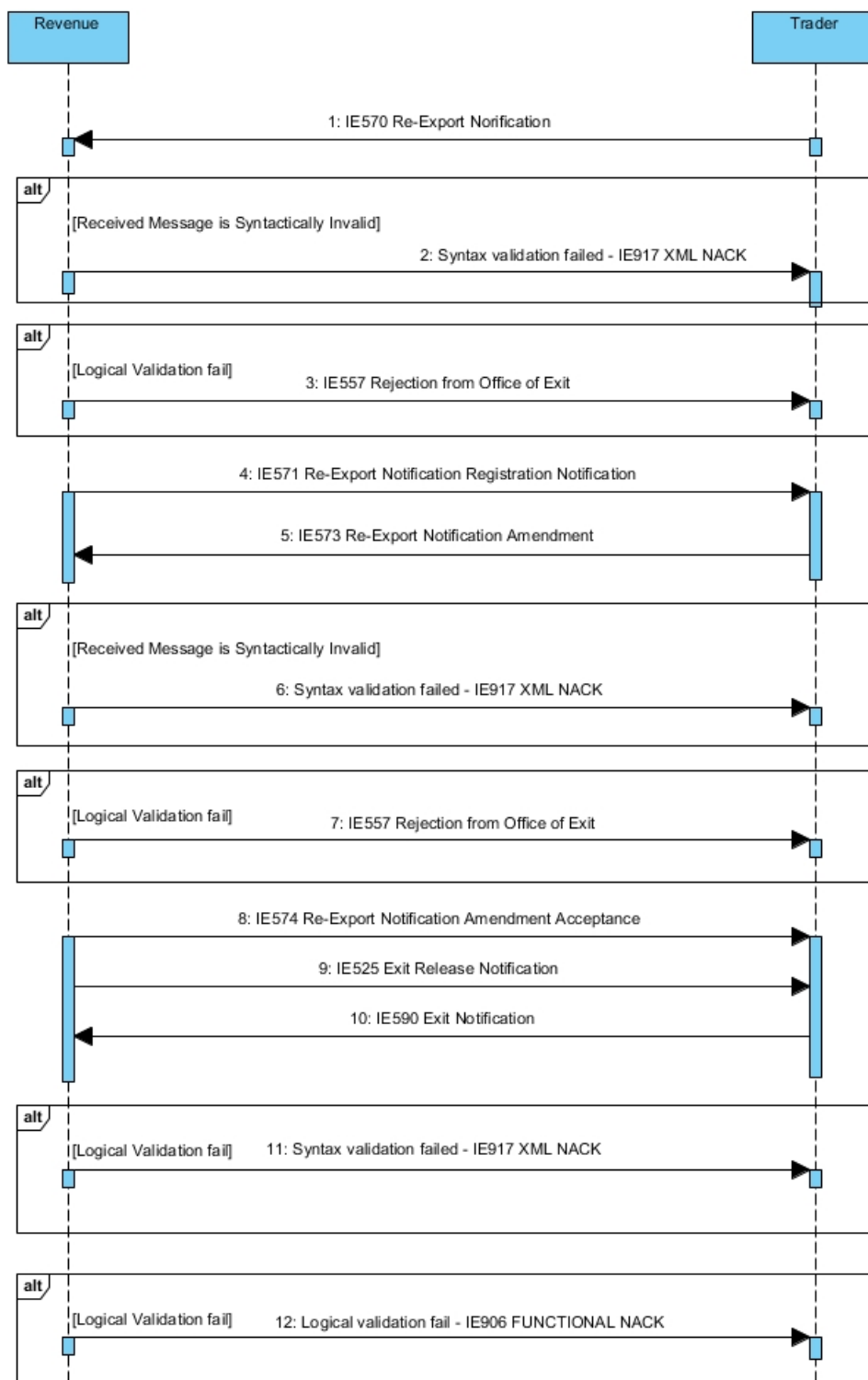


Figure 107: Re-Export Notification amendment accepted - Sequence Diagram

6.2.2 State Diagram

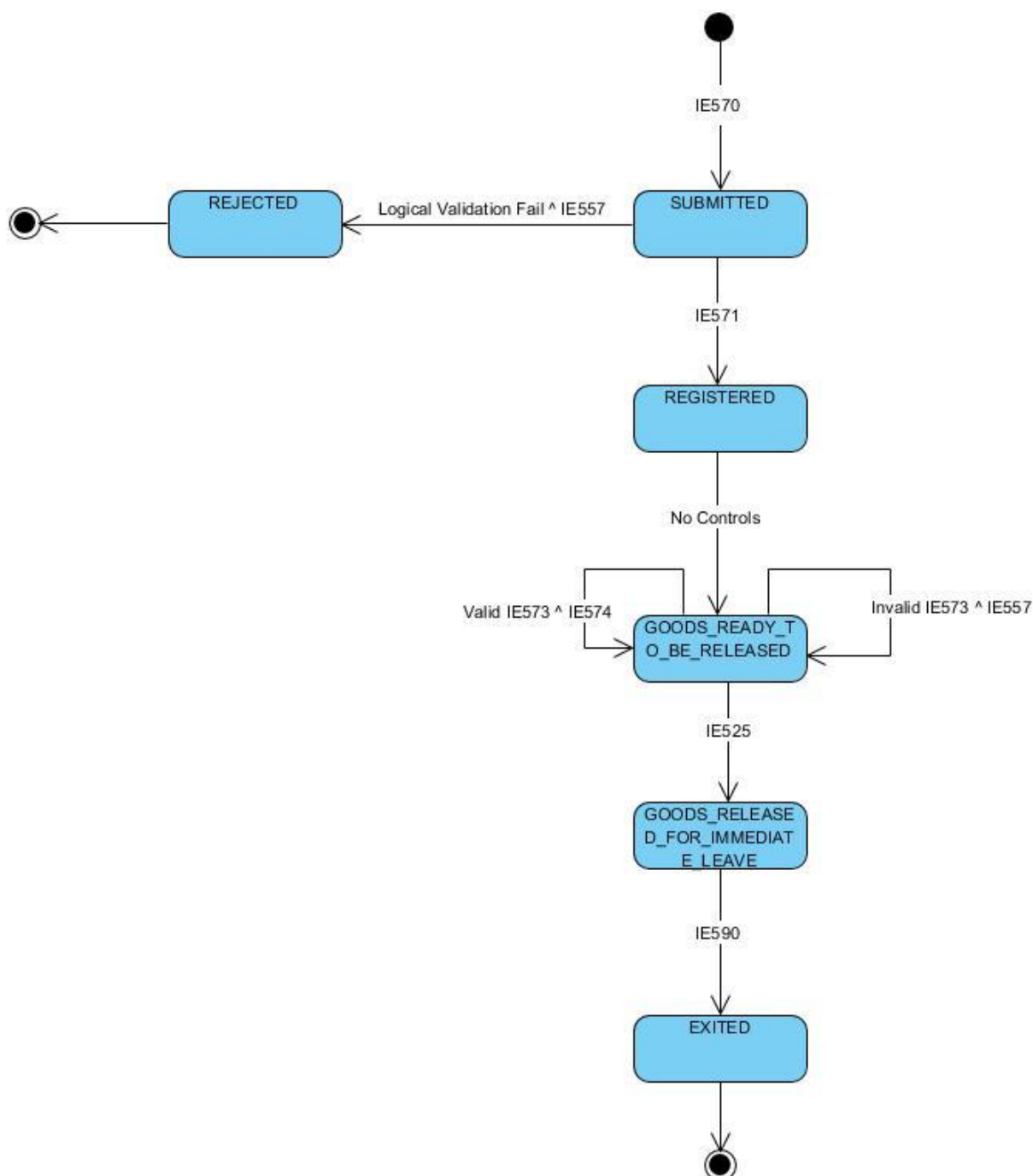


Figure 108: Re-Export Notification amendment accepted - State Diagram

6.2.3 Use Case Summary

- **Core Flow - Re-Export Notification amendment accepted**
 1. The Trader at Exit submits a IE570 'Re-Export Notification'
 2. The Re-Export Notification is syntactically valid
 3. *The movement state at the Customs Office of Exit is set to "Submitted"*
 4. The Re-Export Notification is logically valid
 5. Revenue accepts the declaration and generates MRN

6. Revenue sends IE571 'Re-export Notification Registration' to the Trader at Exit
 7. *The movement state at the Customs Office of Exit is set to "Registered"*
 8. Revenue decides not to control the goods
 9. *The movement state at the Customs Office of Exit is set to "Goods Ready to be Released"*
 10. The Trader at Exit submits a IE573 'Re-Export Notification Amendment'
 11. The IE573 'Re-Export Notification Amendment' is syntactically valid
 12. The IE573 'Re-Export Notification Amendment' is logically valid
 13. Revenue accepts the amendment
 14. Revenue sends IE574 'Re-Export Notification Amendment Acceptance' to the Trader at Exit
 15. Revenue decides not to control the goods
 16. The Goods are authorized for Exit
 17. Revenue informs the Trader at Exit with the IE525 'Exit Release Notification'
 18. *The movement state at the Customs Office of Exit is set to "Goods Released for Immediate Leave"*
 19. The Trader at Exit notifies the Customs Office of Exit with IE590 'Exit Notification' that the goods have exited
 20. The IE590 'Exit Notification' is syntactically valid
 21. The IE590 'Exit Notification' is logically valid
 22. *The movement state at the Customs Office of Exit is set to "Exited"*
- **Alt - The IE570 'Re-Export Notification' is syntactically invalid**
 1. Revenue receives the IE570 'Re-export Notification' from the Trader at Exit
 2. The IE570 'Re-export Notification' message is syntactically invalid
 3. Revenue sends an IE917 XML NACK message to the Trader at Exit
 - **Alt - The IE570 'Re-Export Notification' is logically invalid**
 1. The Trader at Exit sends IE570 'Re-export Notification'
 2. The Re-export Notification is logically invalid
 3. Revenue rejects the notification and sends the IE557 'Rejection from Office of Exit' to the Trader at Exit
 - **Alt - The IE573 'Re-Export Notification Amendment' is syntactically invalid**
 1. Revenue receives the IE573 'Re-Export Notification Amendment' from the Trader at Exit
 2. The IE573 'Re-Export Notification Amendment' message is syntactically invalid
 3. Revenue sends an IE917 XML NACK message to the Trader at Exit
 - **Alt - The IE573 'Re-Export Notification Amendment' is logically invalid**
 1. The Trader at Exit sends IE573 'Re-Export Notification Amendment'
 2. The Re-export Notification Amendment is logically invalid
 3. Revenue rejects the notification and sends the IE557 'Rejection from Office of Exit' to the Trader at Exit
 - **Alt - The IE590 'Exit Notification' is syntactically invalid**
 1. Revenue receives the IE590 'Exit Notification' from the Trader at Exit
 2. The IE590 'Exit Notification' message is syntactically invalid
 3. Revenue sends an IE917 XML NACK message to the Trader at Exit

- **Alt - The IE590 'Exit Notification' is logically invalid**

1. The Trader at Exit sends IE590 'Exit Notification'
2. The Exit Notification is logically invalid
3. Revenue rejects the notification and sends the IE557 to the Trader at Exit

6.3 Registration specific scenarios - Re-Export Notification amendment rejected

6.3.1 Sequence Diagram

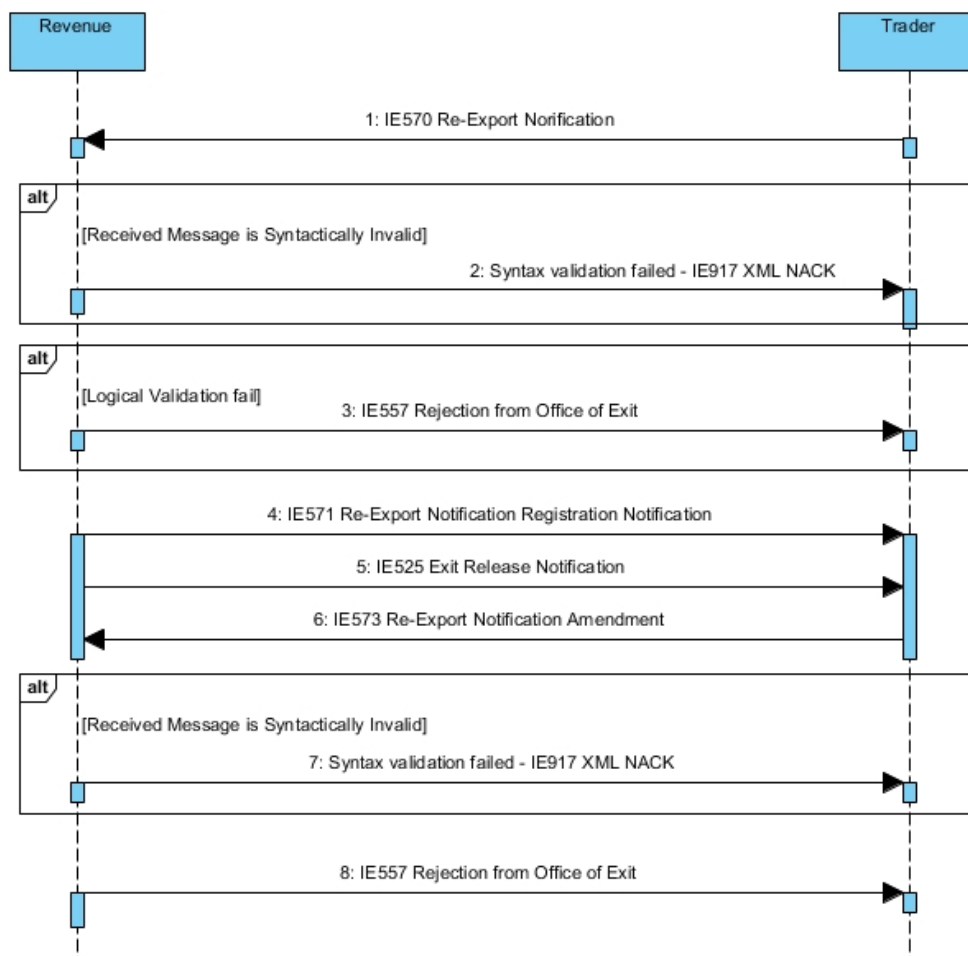


Figure 109: Re-Export Notification amendment rejected - Sequence Diagram

6.3.2 State Diagram

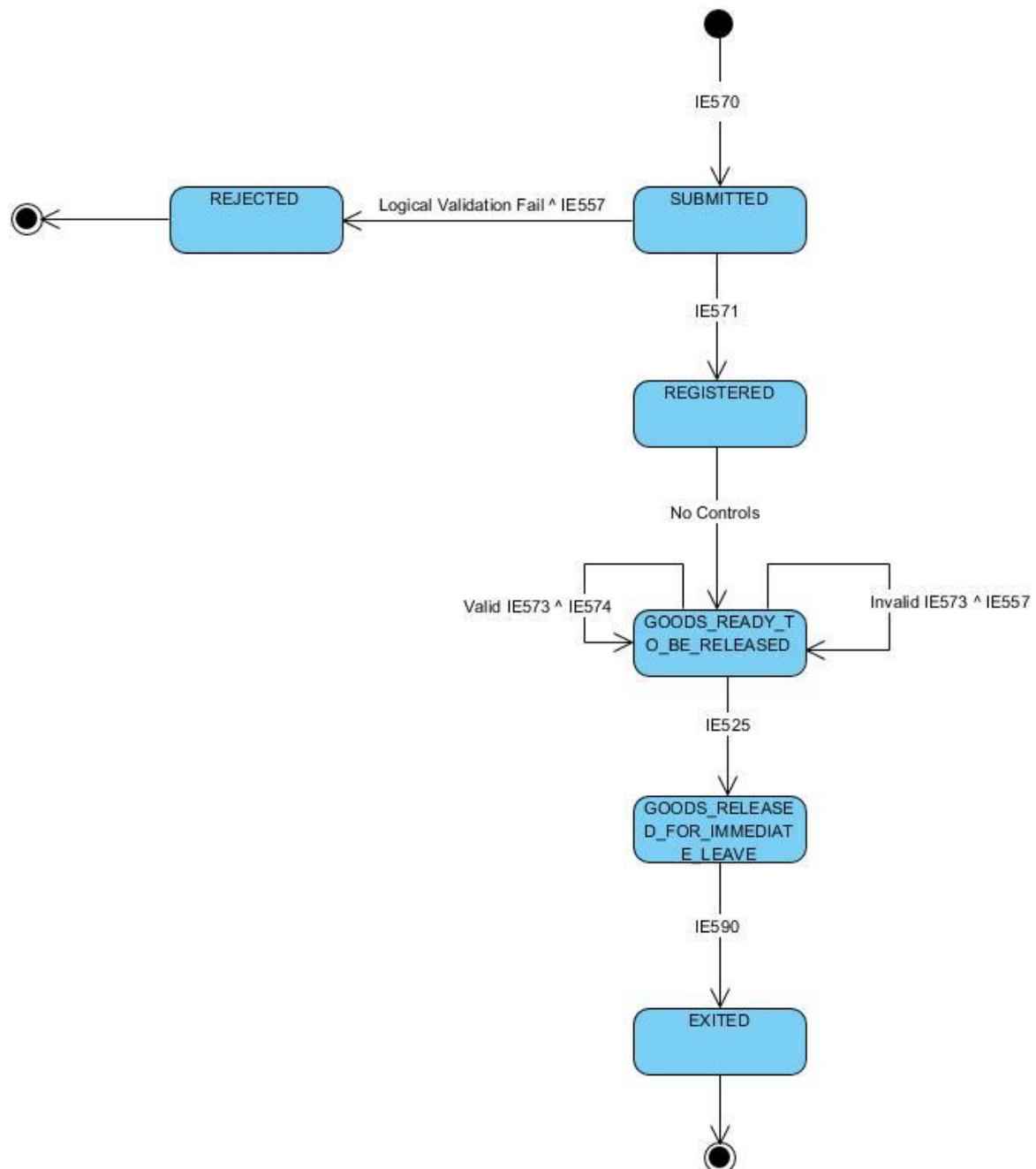


Figure 110: Re-Export Notification amendment rejected - State Diagram

6.3.3 Use Case Summary

- **Core Flow - Re-Export Notification amendment rejected**

1. The Trader at Exit submits a IE570 'Re-Export Notification'
2. The Re-Export Notification is syntactically valid
3. The Re-Export Notification is logically valid
4. Revenue accepts the declaration and generates MRN
5. Revenue sends IE571 'Re-export Notification Registration' to the Trader at Exit
6. *The movement state at the Customs Office of Exit is set to "Registered"*
7. Revenue decides not to control the goods
8. *The movement state at the Customs Office of Exit is set to "Goods Ready to be Released"*
9. Revenue informs the Trader at Exit with the IE525 'Exit Release Notification'
10. *The movement state at the Customs Office of Exit is set to "Goods Released for Immediate Leave"*
11. The Trader at Exit submits a IE573 'Re-Export Notification Amendment'
12. The IE573 'Re-Export Notification Amendment' is syntactically valid
13. Revenue rejects the amendment
14. Revenue sends the IE557 'Rejection from Office of Exit' to the Trader at Exit

- **Alt - The IE570 'Re-Export Notification' is syntactically invalid**

1. Revenue receives the IE570 'Re-export Notification' from the Trader at Exit
2. The IE570 'Re-export Notification' message is syntactically invalid
3. Revenue sends an IE917 XML NACK message to the Trader at Exit

- **Alt - The IE570 'Re-Export Notification' is logically invalid**

1. The Trader at Exit sends IE570 'Re-export Notification'
2. The Re-export Notification is logically invalid
3. Revenue rejects the notification and sends the IE557 'Rejection from Office of Exit' to the Trader at Exit

- **Alt - The IE573 'Re-Export Notification Amendment' is syntactically invalid**

1. Revenue receives the IE573 'Re-Export Notification Amendment' from the Trader at Exit
2. The IE573 'Re-Export Notification Amendment' message is syntactically invalid
3. Revenue sends an IE917 XML NACK message to the Trader at Exit

6.4 Exit specific scenarios - Exit Notification not received

6.4.1 Sequence Diagram

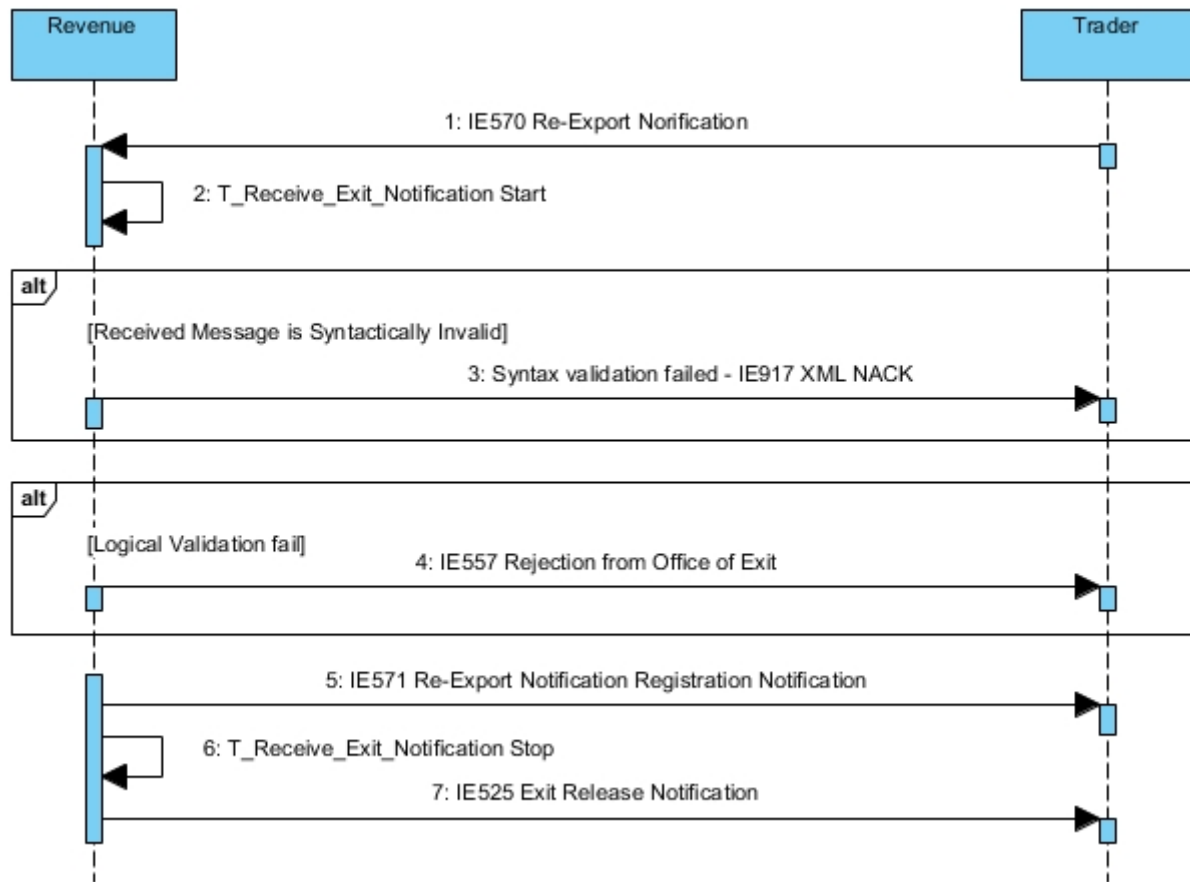


Figure 111: Exit Specific Scenarios - Exit Notification not received - Sequence Diagram

6.4.2 State Diagram

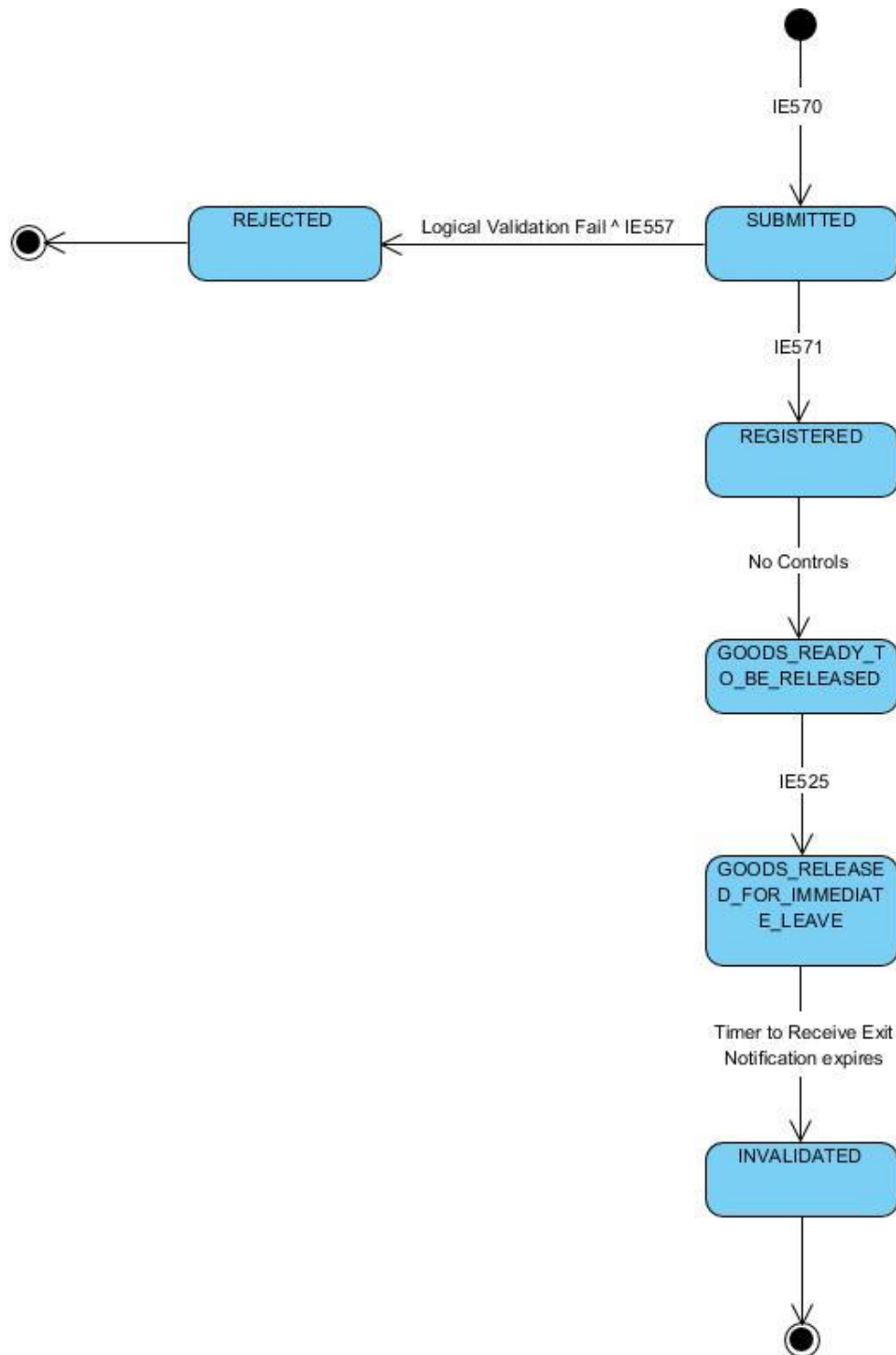


Figure 112: Exit Specific Scenarios - Exit Notification not received - Sequence Diagram

6.4.3 Use Case Summary

- **Core Flow - Exit Notification not received**

1. The Trader at Exit submits an IE570 'Re-Export Notification'
2. The Re-Export Notification is syntactically valid
3. *The movement state at the Customs Office of Exit is set to "Submitted"*
4. The Re-Export Notification is logically valid
5. Revenue accepts the declaration and generates MRN
6. Revenue sends IE571 'Re-export Notification Registration' to the Trader at Exit
7. *The movement state at the Customs Office of Exit is set to "Registered"*
8. Revenue decides not to control the goods
9. *The movement state at the Customs Office of Exit is set to "Goods Ready to be Released"*
10. Revenue informs the Trader at Exit with the IE525 'Exit Release Notification'
11. *The movement state at the Customs Office of Exit is set to "Goods Released for Immediate Leave"*
12. The Timer to Receive Exit Notification expires
13. The Re-Export Notification is invalidated
14. *The movement state at the Customs Office of Exit is set to "Invalidated"*

- **Alt - The IE570 'Re-Export Notification' is syntactically invalid**

1. Revenue receives the IE570 'Re-export Notification' from the Trader at Exit
2. The IE570 'Re-export Notification' message is syntactically invalid
3. Revenue sends an IE917 XML NACK message to the Trader at Exit

- **Alt - The IE570 'Re-Export Notification' is logically invalid**

1. The Trader at Exit sends IE570 'Re-export Notification'
2. The Re-export Notification is logically invalid
3. Revenue rejects the notification and sends the IE557 'Rejection from Office of Exit' to the Trader at Exit

6.5 Exit specific scenarios - Rejection of exit notification

6.5.1 Sequence Diagram

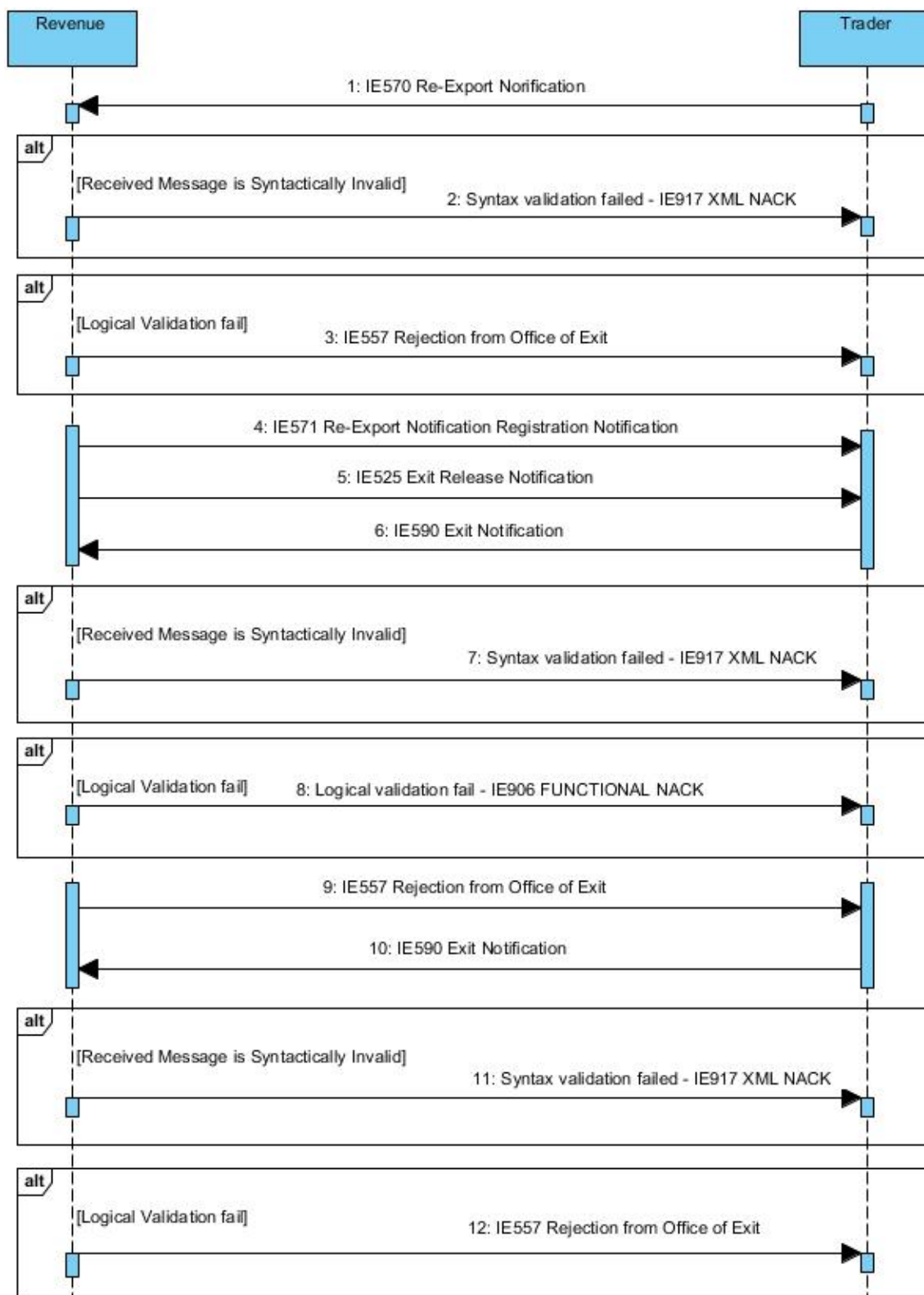


Figure 113: Rejection of Exit Notification - Sequence Diagram

6.5.2 State Diagram

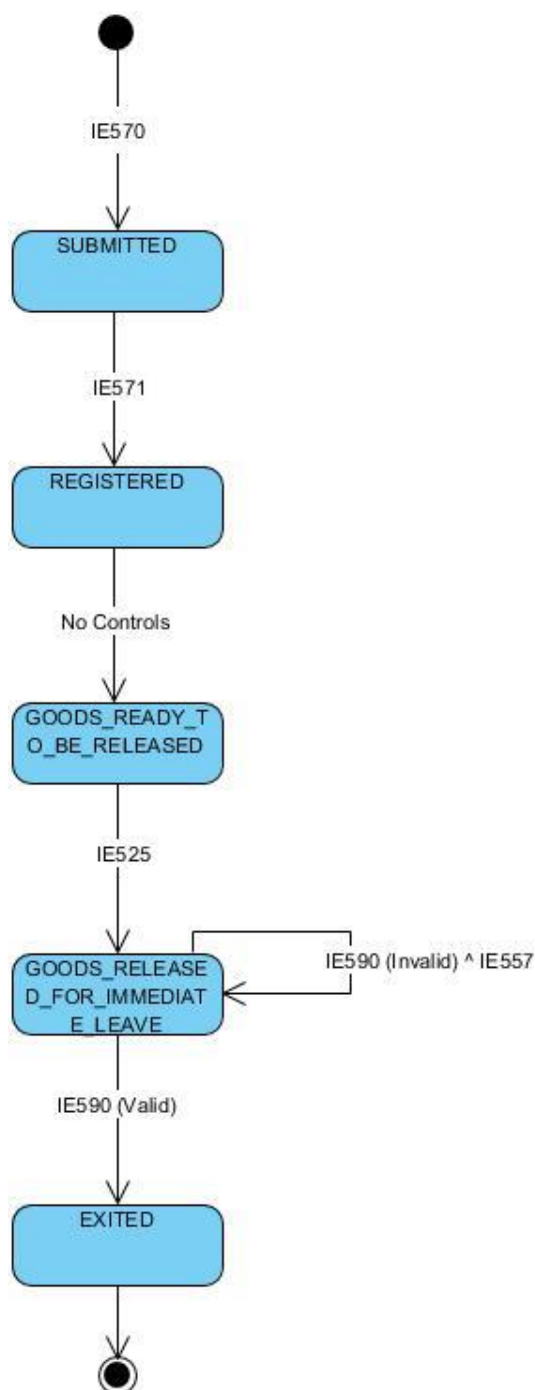


Figure 114: Rejection of Exit Notification - State Diagram

6.5.3 Use Case Summary

• Core Flow - Rejection of Exit Notification

1. The Trader at Exit submits an IE570 'Re-Export Notification'
2. The Re-Export Notification is syntactically valid
3. *The movement state at the Customs Office of Exit is set to "Submitted"*
4. The Re-Export Notification is logically valid
5. Revenue accepts the notification and generates MRN

6. Revenue sends IE571 'Re-export Notification Registration' to the Trader at Exit
 7. *The movement state at the Customs Office of Exit is set to "Registered"*
 8. Revenue decides not to control the goods
 9. *The movement state at the Customs Office of Exit is set to "Goods Ready to be Released"*
 10. Revenue informs the Trader at Exit with the IE525 'Exit Release Notification'
 11. *The movement state at the Customs Office of Exit is set to "Goods Released for Immediate Leave"*
 12. The Trader at Exit notifies the Customs Office of Exit with IE590 'Exit Notification' that the goods have exited
 13. The IE590 'Exit Notification' is syntactically valid
 14. Revenue rejects the Exit Notification and sends IE557 to the Trader at Exit
 15. The Trader at Exit submits a second IE590
 16. The Trader at Exit notifies the Customs Office of Exit with a second IE590 'Exit Notification' that the goods have exited
 17. The IE590 'Exit Notification' is syntactically valid
 18. The IE590 'Exit Notification' is logically valid
 19. *The movement state at the Customs Office of Exit is set to "Exited"*
- **Alt - The IE570 'Re-Export Notification' is syntactically invalid**
 1. Revenue receives the IE570 'Re-export Notification' from the Trader at Exit
 2. The IE570 'Re-export Notification' message is syntactically invalid
 3. Revenue sends an IE917 XML NACK message to the Trader at Exit
 - **Alt - The IE570 'Re-Export Notification' is logically invalid**
 1. The Trader at Exit sends IE570 'Re-export Notification'
 2. The Re-export Notification is logically invalid
 3. Revenue rejects the notification and sends the IE557 'Rejection from Office of Exit' to the Trader at Exit
 - **Alt - The IE590 'Exit Notification' is syntactically invalid**
 1. Revenue receives the IE590 'Exit Notification' from the Trader at Exit
 2. The IE590 'Exit Notification' message is syntactically invalid
 3. Revenue sends an IE917 XML NACK message to the Trader at Exit

6.6 Exit specific scenarios - Exit information available through other systems

6.6.1 Sequence Diagram

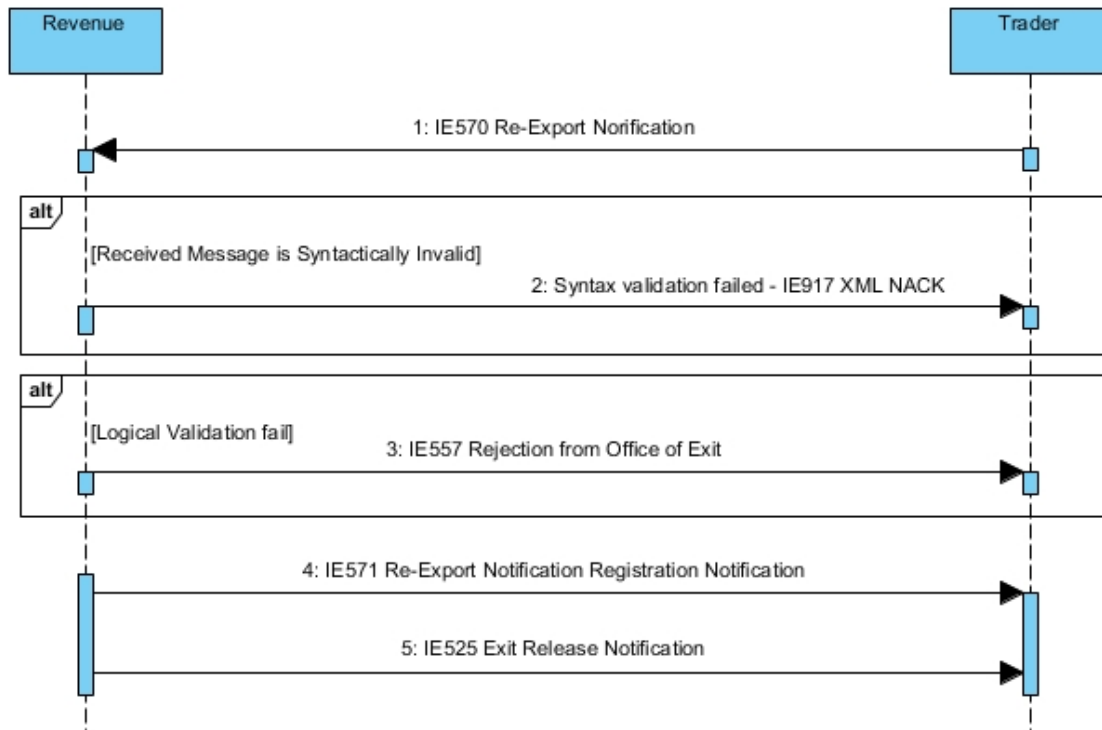


Figure 115: Exit through other systems - Sequence Diagram

6.6.2 State Diagram

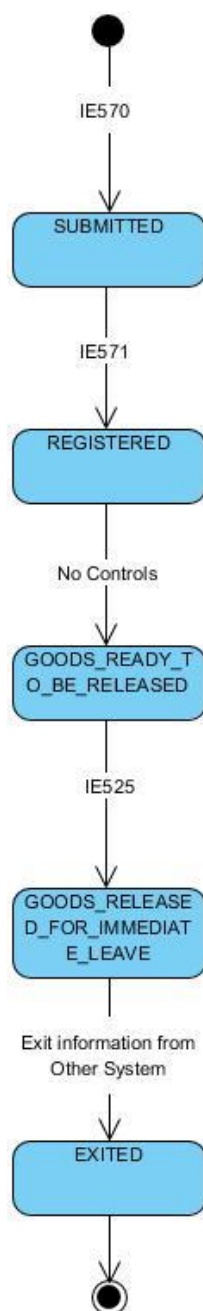


Figure 116: Exit through other systems - State Diagram

6.6.3 Use Case Summary

- **Core Flow - Rejection of Exit Notification**

1. The Trader at Exit submits an IE570 'Re-Export Notification'
2. The Re-Export Notification is syntactically valid
3. *The movement state at the Customs Office of Exit is set to "Submitted"*
4. The Re-Export Notification is logically valid
5. Revenue accepts the notification and generates MRN

6. Revenue sends IE571 'Re-export Notification Registration' to the Trader at Exit
 7. *The movement state at the Customs Office of Exit is set to "Registered"*
 8. Revenue decides not to control the goods
 9. *The movement state at the Customs Office of Exit is set to "Goods Ready to be Released"*
 10. Revenue informs the Trader at Exit with the IE525 'Exit Release Notification'
 11. *The movement state at the Customs Office of Exit is set to "Goods Released for Immediate Leave"*
 12. Revenue is notified that the goods have exited through other systems (Commercial or Port or Transport System)
 13. *The movement state at the Customs Office of Exit is set to "Exited"*
- **Alt - The IE570 'Re-Export Notification' is syntactically invalid**
 1. Revenue receives the IE570 'Re-export Notification' from the Trader at Exit
 2. The IE570 'Re-export Notification' message is syntactically invalid
 3. Revenue sends an IE917 XML NACK message to the Trader at Exit
 - **Alt - The IE570 'Re-Export Notification' is logically invalid**
 1. The Trader at Exit sends IE570 'Re-export Notification'
 2. The Re-export Notification is logically invalid
 3. Revenue rejects the notification and sends the IE557 'Rejection from Office of Exit' to the Trader at Exit

6.7 Re-Export Notification Invalidation

6.7.1 Sequence Diagram

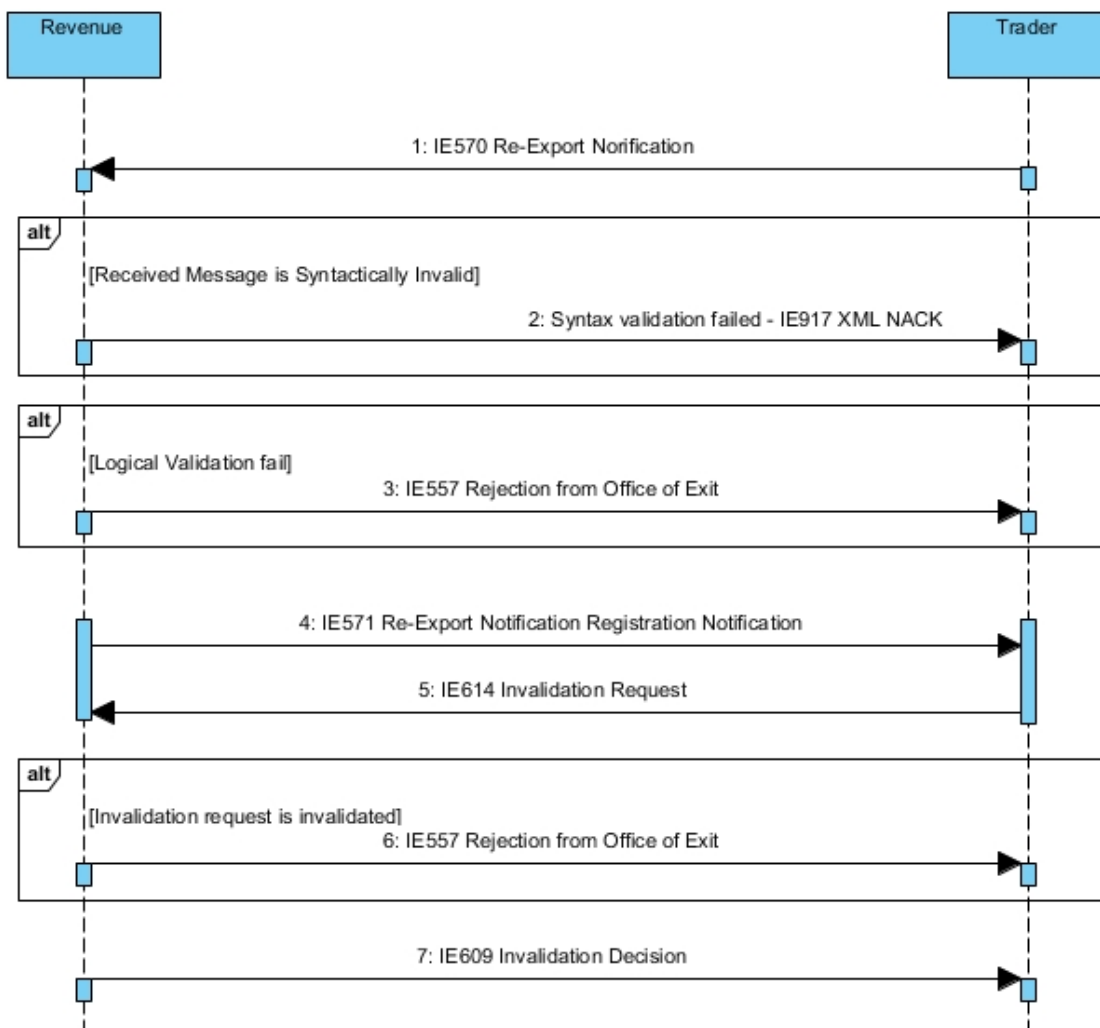


Figure 117: Re-Export Notification Invalidation - Sequence Diagram

6.7.2 State Diagram

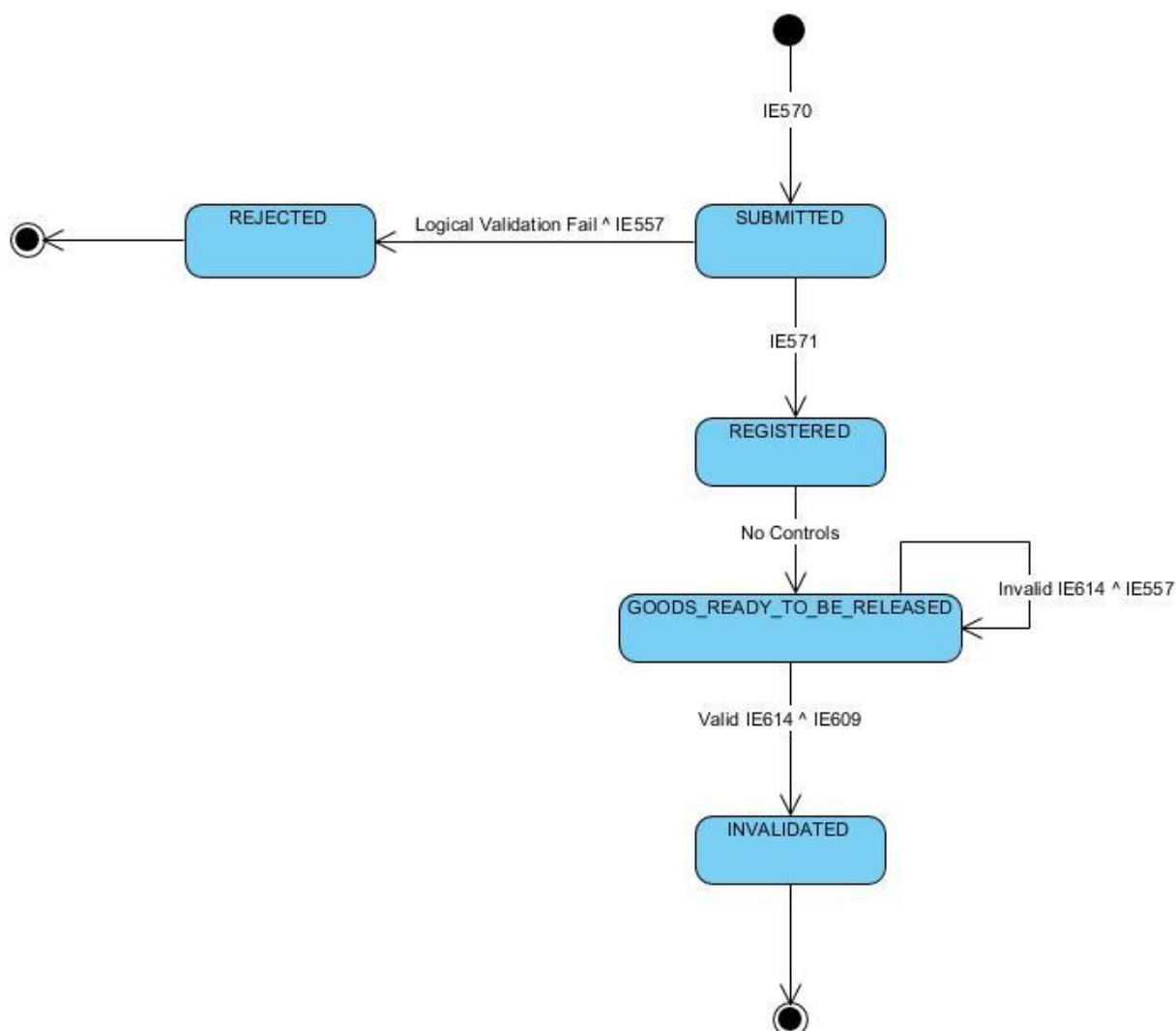


Figure 118: Re-Export Notification Invalidation - State Diagram

6.7.3 Use Case Summary

- **Core Flow - Re-Export Notification Invalidation accepted**
 1. The Trader at Exit submits an IE570 'Re-Export Notification'
 2. The Re-Export Notification is syntactically valid
 3. *The movement state at the Customs Office of Exit is set to "Submitted"*
 4. The Re-Export Notification is logically valid
 5. Revenue accepts the notification and generates MRN
 6. Revenue sends IE571 'Re-export Notification Registration' to the Trader at Exit
 7. *The movement state at the Customs Office of Exit is set to "Registered"*
 8. Revenue decides not to control the goods
 9. The movement state at the Customs Office of Exit is set to "Goods Ready to be Released"
 10. The Trader at Exit submits an IE614 'EXS Invalidation request'
 11. The IE614 'EXS Invalidation request' is syntactically valid

12. The IE614 'EXS Invalidation request' is logically valid
13. Revenue invalidates the Re-Export Notification
14. Revenue sends the IE609 'EXS Invalidation decision' to the Trader at Exit
15. *The movement state at the Customs Office of Exit is set to "Invalidated"*

- **Re-Export Notification Invalidation rejected**

1. The Trader at Exit submits an IE570 'Re-Export Notification'
2. The Re-Export Notification is syntactically valid
3. *The movement state at the Customs Office of Exit is set to "Submitted"*
4. The Re-Export Notification is logically valid
5. Revenue accepts the notification and generates MRN
6. Revenue sends IE571 'Re-export Notification Registration' to the Trader at Exit
7. *The movement state at the Customs Office of Exit is set to "Registered"*
8. Revenue decides not to control the goods
9. *The movement state at the Customs Office of Exit is set to "Goods Ready to be Released"*
10. The Trader at Exit submits an IE614 'EXS Invalidation request'
11. The IE614 'EXS Invalidation request' is syntactically valid
12. The IE614 'EXS Invalidation request' is logically valid
13. Revenue refuses the Re-Export Notification invalidation
14. Revenue sends the IE557 'Rejection from Office of Exit' to the Trader at Exit
15. *The movement state at the Customs Office of Exit remains as "Goods Ready to be Released"*

- **Alt - The IE570 'Re-Export Notification' is syntactically invalid**

1. Revenue receives the IE570 'Re-export Notification' from the Trader at Exit
2. The IE570 'Re-export Notification' message is syntactically invalid
3. Revenue sends an IE917 XML NACK message to the Trader at Exit

- **Alt - The IE570 'Re-Export Notification' is logically invalid**

1. The Trader at Exit sends IE570 'Re-export Notification'
2. The Re-export Notification is logically invalid
3. Revenue rejects the notification and sends the IE557 'Rejection from Office of Exit' to the Trader at Exit

- **Alt - The IE614 'EXS Invalidation request' is syntactically invalid**

1. Revenue receives the IE570 'Re-export Notification' from the Trader at Exit
2. The IE570 'Re-export Notification' message is syntactically invalid
3. Revenue sends an IE917 XML NACK message to the Trader at Exit

- **Alt - IE614 'EXS Invalidation request' is logically invalid**

1. The Trader at Exit sends IE570 'Re-export Notification'
2. The Re-export Notification is logically invalid
3. Revenue rejects the notification and sends the IE557 'Rejection from Office of Exit' to the Trader at Exit

7 Message Exchange when Control Case is open

The following messages are to be exchanged between the Officer and the Declarant when a Control Case is open

EX562	Request Declaration Amendment
EX862	Declaration Amendment Request Cancellation
EX564	Request Declaration Invalidation
EX864	Declaration Invalidation Request Cancellation
EX582	Documents Request
EX583	Documents Received
EX584	Request Document Presentation
EX882	Documents Upload Request Cancellation
EX884	Documents Presentation Request Cancellation

7.1 Amendment Request

7.1.1 Amendment Accepted

1. Customs Officer Requests an amendment (EX562)
2. Trader Replies with IE513/IE613 or IE573
3. Customs Officer Verifies amendment
4. Customs Officer accepts amendment
5. Revenue sends IE504/IE604 or IE574 notifying the Trader that the amendment was accepted

7.1.2 Amendment Rejected

1. Customs Officer Requests an amendment (EX562)
2. Trader Replies with IE513/IE613 or IE573
3. Customs Officer Verifies amendment
4. Customs Officer rejects amendment
5. Revenue sends IE556 or IE557 notifying the Trader that the amendment was rejected
6. Trader can submit a new amendment

7.1.3 Amendment request cancelled

1. Customs Officer Requests an amendment (EX562)
2. Customs Officer cancels the Amendment Request (EX862)

7.2 Invalidation Request

7.2.1 Invalidation Accepted

1. Customs Officer Requests an Invalidation (EX564)
2. Trader Replies with IE514 or IE614
3. Customs Officer Verifies Invalidation
4. Customs Officer accepts Invalidation
5. Revenue sends IE609 notifying the Trader that the Invalidation was accepted
6. Control Case closes with negative results
7. Movement State is set to “Not Released For Export” or “Goods not Allowed to Exit”

7.2.2 Invalidation Rejected

1. Customs Officer Requests an Invalidation (EX564)
2. Trader Replies with IE514 or IE614
3. Customs Officer Verifies Invalidation
4. Customs Officer rejects Invalidation
5. Revenue sends IE556 or IE557 notifying the Trader that the Invalidation was rejected
6. Trader can submit a new Invalidation

7.2.3 Invalidation request cancelled

1. Customs Officer Requests an Invalidation (EX564)
2. Customs Officer cancels the Invalidation Request (EX864)

7.3 Document Presentation Request

7.3.1 Document Presentation

1. Customs Officer Requests an Document Presentation (EX584)
2. Trader must present the document in person at the Customs Office

7.3.2 Document Presentation Request Cancelled

1. Customs Officer Requests an Document Presentation (EX584)
2. Customs Officer Cancels the Document Presentation Request (EX884)

7.4 Document Upload Request

7.4.1 Document upload accepted

1. Customs Officer Requests a document to be uploaded (EX582)
2. Trader Replies with EX583 uploading the document
3. Customs Officer Verifies the document
4. Customs Officer accepts the document
5. Customs Officer can Request a second document to be uploaded (EX582)

7.4.2 Document upload rejected

1. Customs Officer Requests a document to be uploaded (EX582)
2. Trader Replies with EX583 uploading the document
3. Customs Officer Verifies the document
4. Customs Officer rejects the document
5. Revenue sends IE556 or IE557 notifying the Trader that the document was rejected
6. Customs Officer can Request a second document to be uploaded (EX582)

7.5 Document Upload Request cancelled

1. Customs Officer Requests a document to be uploaded (EX582)
2. Customs Officer Cancels the Document Request (EX882)